

PS24

Adjustable External Power Supply

The PS24 Series low voltage power supplies will accept a 24 VAC input voltage from a Class 2 transformer and convert it into an adjustable 1.5 to 26 VDC regulated output voltage. The PS24 is able to be configured in either Half or Full Wave mode by using the integral jumper shunt selection switches. An onboard potentiometer is available to allow for field adjustment of the 24 VDC factory set voltage to any voltage from 1.5 to 26 VDC. The standard unit is shipped in a standard snap track mounting configuration to allow for easy mounting inside of your electrical panel or piece of equipment.

In applications where a Pilot Duty or remote relay is required, the A/DO008 transorb can be placed across the coil of the relay to snub electrical spikes when the relays are de-energized. An external transorb may not be required if the relay and PS24 power supply is mounted within the same control panel.

Applications: DC Power Supply, Transducer Supply, Test Bench Supply, Analog Signal Simulator, DC Power Regulation from Control Transformer

The ACI PS24 is covered by ACI's Two (2) Year Limited Warranty. The warranty can be found in the front of ACI's Sensors & Transmitters catalog, as well as on ACI's website, www.workaci.com.

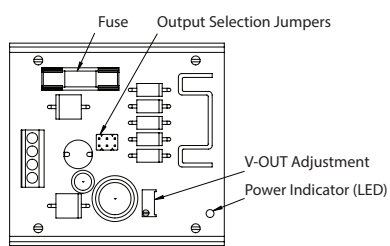
PRODUCT SPECIFICATIONS

Input Voltage:	22 to 26 VAC, 50/60 Hz (Class 2 Transformer w/ 24 VAC Secondary) or 30 to 36 VDC
VA Requirements:	1.5 VA minimum (No Load); Additional VA required must be determined by load size
Rectification:	Half-Wave (Default) or Full Wave (Jumper Selectable)
Output Voltage:	Factory set at 24 VDC; Adjustable from +1.5 to 26 VDC
Output Current:	See Figure #1 graphs for Output Current vs Ambient Operating Temperature
Overload Protection:	Internal Current Limiting Thermal Protection
Ground Loop Protection:	Fused, 3.15A/250 VAC, 5 x 20 mm, fast acting (Littelfuse 02173.15 MXP or equivalent)
Status Indication:	Red LED Indicates power on status
Operating Temperature Range:	32 to 158°F (0 to 70°C)
Operating Humidity Range:	5 to 95%, non-condensing
Storage Temperature Range:	50 to 95°F (10 to 35°C)
Storage Humidity Range:	30 to 60%
Connections Wire Size:	Screw Terminal Blocks 14 (1.31 mm ²) to 22 AWG (0.129 mm ²)
Terminal Block Torque Rating:	4 lb-in (0.5 Nm) maximum
Snap Track Material Flammability Rating:	Polyvinyl Chloride (PVC) UL94 V-0
Product Dimensions (L x W x H):	3.10" (78.8 mm) x 2.88" (73.2 mm) x 2.05" (52.1 mm)
Product Weight:	0.14 lbs. (0.064 kg)
Agency Approvals:	CE, RoHS2, WEEE

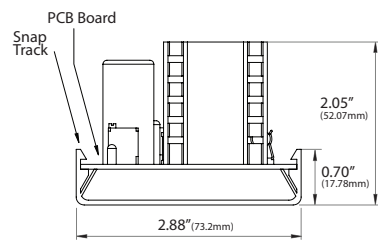
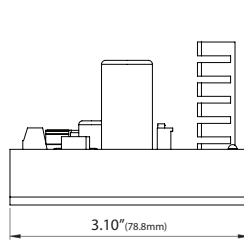




DIMENSIONAL DRAWING



Front View



Side Views

STANDARD ORDERING

Model # Example: A/PS24-24V-S -OR- 144322

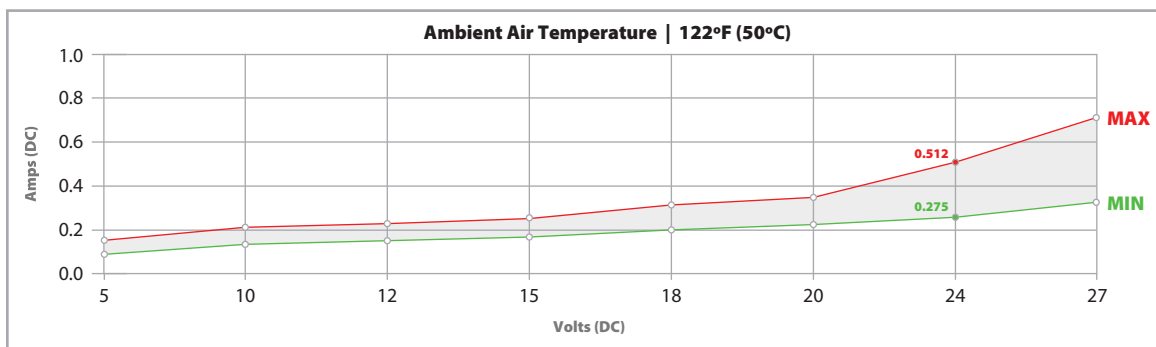
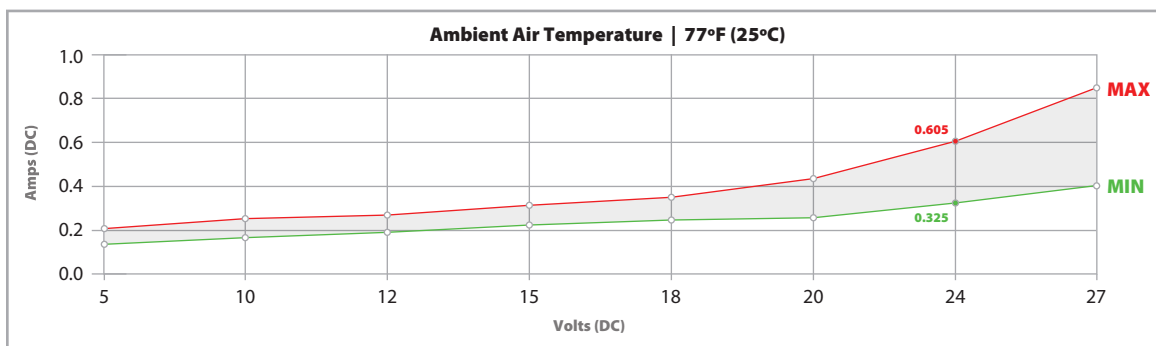
Model #	Item #	Description
A/PS24-24V-S	144322	24VDC Power Supply_Snap Track

ACCESSORIES ORDERING

Model # Example: A/DO008 -OR- 142583

Model #	Item #	Description
A/DO008	142583	Transient Voltage Suppressor, Bi-directional, 56 VAC/DC, 1500W
A/DRC 3.1 X 2.88	145395	Snap Track to DIN Rail Adapter

FIGURE 1



Note: The output current was tested at the ambient temperature and voltages provided in Figure 1

