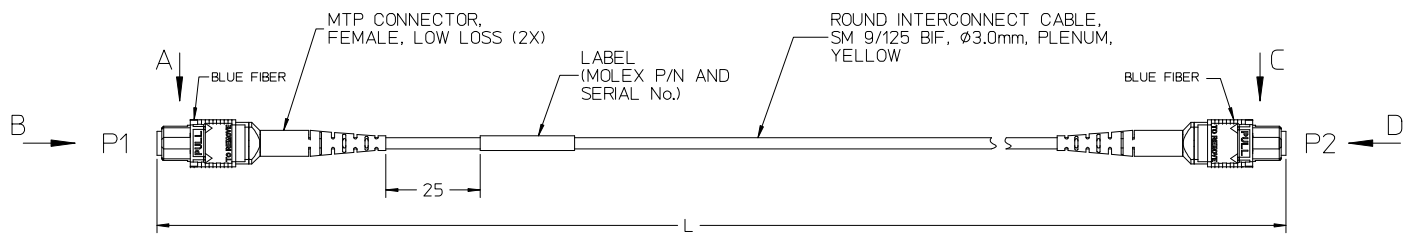
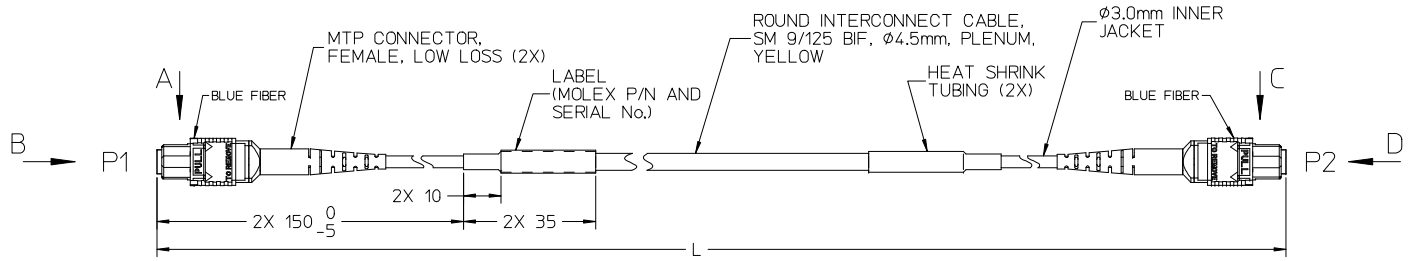


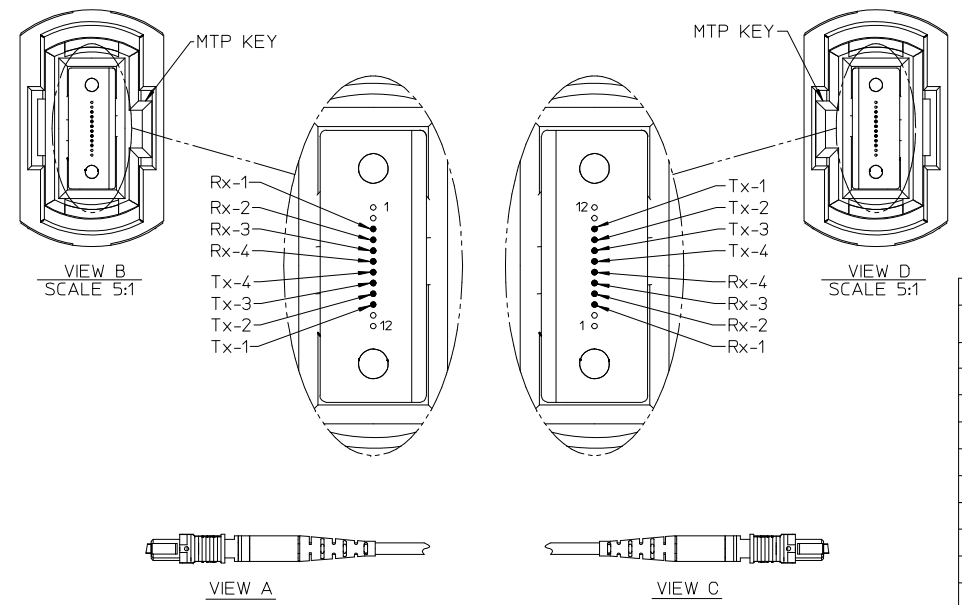
	13	12	11	10	9	8	7	6	5	4	3	2	1
J	SINGLE JACKET CABLE	DUAL JACKET CABLE	OVERALL LENGTH L (m)										
	QSFP ASSY P/N	QSFP ASSY P/N											
	106283-4001	106283-4501	1.0 +0.2/-0										
	106283-4002	106283-4502	2.0 +0.2/-0										
	106283-4003	106283-4503	3.0 +0.2/-0										
I	106283-4004	106283-4504	4.0 +0.2/-0										
	106283-4005	106283-4505	5.0 +0.2/-0										
	106283-4006	106283-4506	6.0 +0.2/-0										
	106283-4007	106283-4507	7.0 +0.2/-0										
H	106283-4008	106283-4508	8.0 +0.2/-0										
	106283-4009	106283-4509	9.0 +0.2/-0										
	106283-4010	106283-4510	10.0 +0.3/-0										
	106283-4011	106283-4511	15.0 +0.3/-0										
G	106283-4012	106283-4512	20.0 +0.4/-0										
	106283-4013	106283-4513	25.0 +0.5/-0										
	106283-4014	106283-4514	30.0 +0.6/-0										
	106283-4015	106283-4515	35.0 +0.7/-0										
F	106283-4016	106283-4516	40.0 +0.8/-0										
	106283-4017	106283-4517	45.0 +0.9/-0										
	106283-4018	106283-4518	50.0 +1.0/-0										
	106283-4019	106283-4519	55.0 +1.1/-0										
E	106283-4020	106283-4520	60.0 +1.2/-0										
	106283-4021	106283-4521	65.0 +1.3/-0										
	106283-4022	106283-4522	70.0 +1.4/-0										
	106283-4023	106283-4523	75.0 +1.5/-0										
	106283-4024	106283-4524	80.0 +1.6/-0										
	106283-4025	106283-4525	85.0 +1.7/-0										
	106283-4026	106283-4526	90.0 +1.8/-0										
	106283-4027	106283-4527	95.0 +1.9/-0										
	106283-4028	106283-4528	100.0 +2.0/-0										



SINGLE JACKET ASSEMBLY



DUAL JACKET ASSEMBLY



OPTICAL CONNECTION	
FROM P1	TO P2
UNUSED	UNUSED
UNUSED	UNUSED
Rx-1	Tx-1
Rx-2	Tx-2
Rx-3	Tx-3
Rx-4	Tx-4
Tx-4	Rx-4
Tx-3	Rx-3
Tx-2	Rx-2
Tx-1	Rx-1
UNUSED	UNUSED
UNUSED	UNUSED

NOTES:

1. CABLE ASSEMBLY SPECIFICATIONS:

OPTICAL PROPERTIES  
 FIBER TYPE (ITU-T G.657.A)  
 CONNECTOR INSERTION LOSS (MAX.)  
 CONNECTOR RETURN LOSS (MIN.)  
 CABLE ATTENUATION (MAX.)

ENVIRONMENTAL PROPERTIES  
 CONNECTOR MATERIALS  
 CABLE FLAMMABILITY RATING  
 OPERATING TEMPERATURE RANGE

MECHANICAL PROPERTIES  
 FIBER COUNT  
 CABLE MIN. BEND RADIUS  
 SHORT TERM  
 LONG TERM  
 NO LOAD (BIF)

COMPRESSIVE FORCE  
 SINGLE JACKET OR SUBUNIT JACKET OF DUAL JACKET

SINGLE MODE 9/125  $\mu$ m BEND-INSENSITIVE  
 0.35 dB AT 1550 nm  
 -50 dB AT 1310 nm  
 0.5/0.5 dB/km AT 1300/1550 nm

UL94 V-0  
 PLENUM OFNP (NFPA 262/UL 910)  
 -0°C TO +70°C

4 Tx X 4 Rx

50 mm - SINGLE JACKET  
 32 mm - DUAL JACKET  
 20 mm - SINGLE JACKET  
 TBD mm - DUAL JACKET  
 32 mm - SINGLE JACKET OR  
 SUBUNIT JACKET OF DUAL JACKET

>3.5 N/mm

ENTER DESCRIPTION EC NO: MF2014-0088 DRWN: IGUMIN 2013/08/09 CHKD: APPR: IGUMIN 2013/08/14	QUALITY SYMBOLS ▽=0 ▽=0	GENERAL TOLERANCES (UNLESS SPECIFIED)		DIMENSION STYLE MM ONLY		SCALE 1:1	DESIGN UNITS INCH	THIRD ANGLE PROJECTION	
		mm	INCH	DRAWN BY IGUMIN	DATE 2011/07/12	TITLE MOLEX QSFP SM OPTICAL CABLE ASSEMBLY			
		4 PLACES ± --- ± ---		CHECKED BY	DATE				
		3 PLACES ± --- ± ---		APPROVED BY IGUMIN		DATE 2011/08/30	MOLEX INCORPORATED		
		2 PLACES ± --- ± ---		MATERIAL NO. SEE TABLE		DOCUMENT NO. SD-106283-4XXX	SHEET NO. 1 OF 1		
		1 PLACE ± --- ± ---		DRAFT WHERE APPLICABLE MUST REMAIN WITHIN DIMENSIONS					
		ANGULAR ± --- °		THIS DRAWING CONTAINS INFORMATION THAT IS PROPRIETARY TO MOLEX INCORPORATED AND SHOULD NOT BE USED WITHOUT WRITTEN PERMISSION					