

25A, 60V Trench Schottky Surface Mount Rectifier

FEATURES

- Patented Trench Schottky technology
- Excellent high temperature stability
- Low forward voltage
- Lower power loss/ high efficiency
- High forward surge capability
- Ideal for automated placement
- Moisture sensitivity level: level 1, per J-STD-020
- RoHS Compliant
- Halogen-free according to IEC 61249-2-21


APPLICATIONS

- Switching mode power supply (SMPS)
- Adapters
- DC to DC converter

MECHANICAL DATA

- Case: PDFN56
- Molding compound meets UL 94V-0 flammability rating
- Terminal: Matte tin plated leads, solderable per J-STD-002
- Meet JESD 201 class 2 whisker test
- Polarity: As marked
- Weight: 0.096g (approximately)

KEY PARAMETERS		
PARAMETER	VALUE	UNIT
I_F	25	A
V_{RRM}	60	V
I_{FSM}	220	A
T_{JMAX}	150	°C
Package	PDFN56	
Configuration	Single die	



PDFN56



ABSOLUTE MAXIMUM RATINGS ($T_A = 25^\circ\text{C}$ unless otherwise noted)			
PARAMETER	SYMBOL	TSN525M60	UNIT
Marking code on the device		525M60	
Repetitive peak reverse voltage	V_{RRM}	60	V
Reverse voltage, total rms value	$V_{R(RMS)}$	42	V
Forward current	I_F	25	A
Peak forward surge current, 8.3ms single half sine-wave superimposed on rated load	I_{FSM}	220	A
Junction temperature	T_J	- 55 to +150	°C
Storage temperature	T_{STG}	- 55 to +150	°C

THERMAL PERFORMANCE			
PARAMETER	SYMBOL	TYP	UNIT
Junction-to-lead thermal resistance	$R_{\theta JL}$	9	°C/W

ELECTRICAL SPECIFICATIONS ($T_A = 25^\circ\text{C}$ unless otherwise noted)					
PARAMETER	CONDITIONS	SYMBOL	TYP	MAX	UNIT
Forward voltage ⁽¹⁾	$I_F = 12.5\text{A}, T_J = 25^\circ\text{C}$	V_F	0.48	0.54	V
	$I_F = 25.0\text{A}, T_J = 25^\circ\text{C}$		0.57	0.63	V
	$I_F = 12.5\text{A}, T_J = 125^\circ\text{C}$		0.40	0.50	V
	$I_F = 25.0\text{A}, T_J = 125^\circ\text{C}$		0.53	0.59	V
Reverse current @ rated V_R ⁽²⁾	$T_J = 25^\circ\text{C}$	I_R	-	500	μA
	$T_J = 125^\circ\text{C}$		-	100	mA

Notes:

1. Pulse test with PW = 0.3ms
2. Pulse test with PW = 30ms

ORDERING INFORMATION		
ORDERING CODE	PACKAGE	PACKING
TSN525M60	PDFN56	6,000 / Tape & Reel

CHARACTERISTICS CURVES

($T_A = 25^\circ\text{C}$ unless otherwise noted)

Fig.1 Forward Current Derating Curve

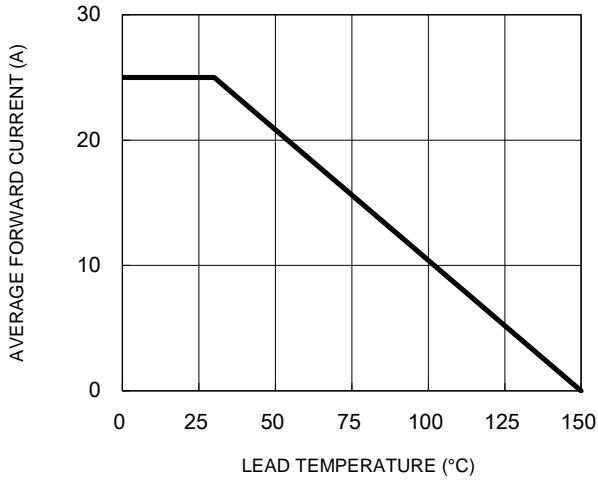


Fig.2 Typical Junction Capacitance

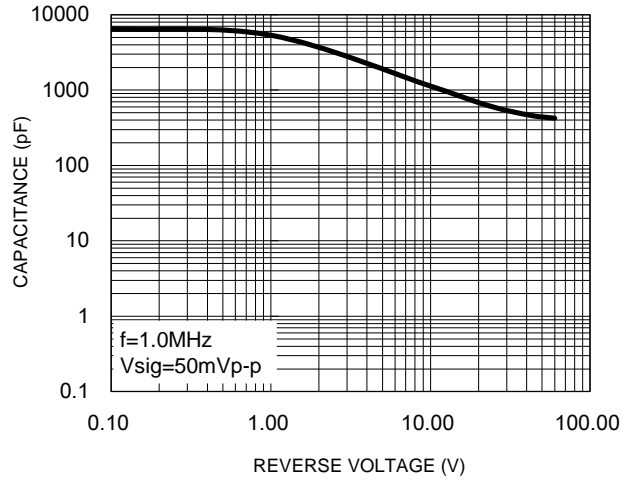


Fig.3 Typical Reverse Characteristics

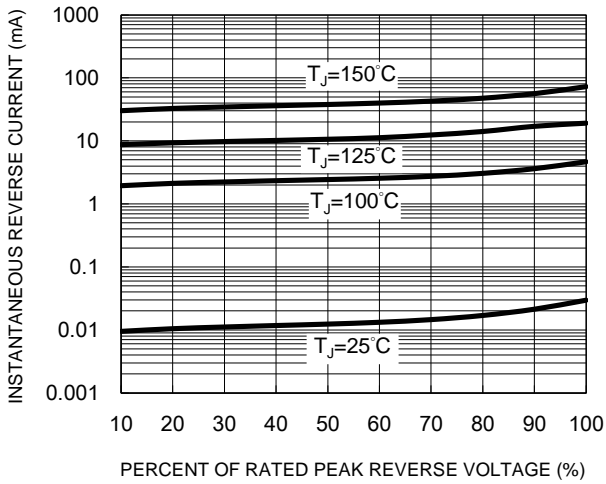
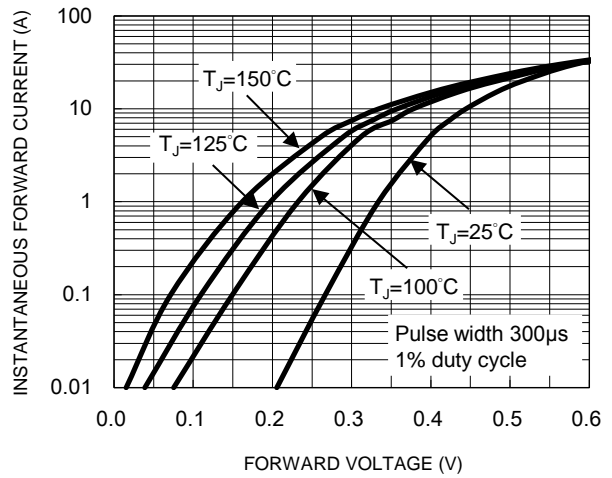
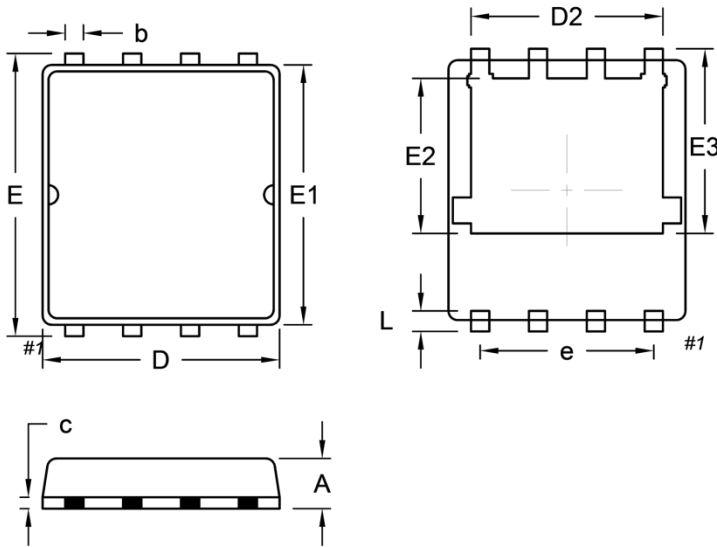


Fig.4 Typical Forward Characteristics



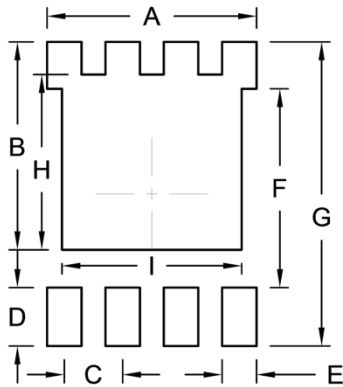
PACKAGE OUTLINE DIMENSIONS

PDFN56



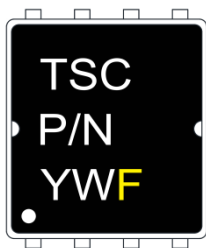
DIM.	Unit (mm)		Unit (inch)	
	Min.	Max.	Min.	Max.
A	0.95	1.25	0.037	0.049
b	0.25	0.55	0.010	0.022
c	0.10	0.40	0.004	0.016
D	5.05	5.35	0.199	0.211
D2	4.06	4.36	0.160	0.172
E	6.00	6.40	0.236	0.252
E1	5.55	5.85	0.219	0.230
E2	3.25	3.55	0.128	0.140
E3	3.90	4.20	0.154	0.165
e	3.81(TYP.)		0.150(TYP.)	
L	0.30	0.60	0.012	0.024

SUGGESTED PAD LAYOUT



Symbol	Unit (mm)	Unit (inch)
A	4.56	0.180
B	4.52	0.178
C	1.27	0.050
D	1.27	0.050
E	0.75	0.030
F	4.32	0.170
G	6.61	0.260
H	3.81	0.150
I	3.91	0.154

MARKING DIAGRAM



- P/N = Marking Code
- YW = Date Code
- F = Factory Code

Notice

Specifications of the products displayed herein are subject to change without notice. TSC or anyone on its behalf, assumes no responsibility or liability for any errors or inaccuracies.

Purchasers are solely responsible for the choice, selection, and use of TSC products and TSC assumes no liability for application assistance or the design of Purchasers' products.

Information contained herein is intended to provide a product description only. No license, express or implied, to any intellectual property rights is granted by this document. Except as provided in TSC's terms and conditions of sale for such products, TSC assumes no liability whatsoever, and disclaims any express or implied warranty, relating to sale and/or use of TSC products including liability or warranties relating to fitness for a particular purpose, merchantability, or infringement of any patent, copyright, or other intellectual property right.

The products shown herein are not designed for use in medical, life-saving, or life-sustaining applications. Customers using or selling these products for use in such applications do so at their own risk and agree to fully indemnify TSC for any damages resulting from such improper use or sale.