THIS DRAWING IS UNPUBLISHED. RELEASED FOR PUBLICATION -,- .
© COPYRIGHT — TE Connectivity ALL RIGHTS RESERVED.

REVISIONS

P	LTR	DESCRIPTION	DATE	DWN	APVD
	A	REVISED PER ECO-17-014228	27SEP2017	SY	SY

1. HOUSING MATERIAL: GLASS-FILLED POLYMER.
2. CONTACT MATERIAL: COPPER ALLOY.
3. CONTACT FINISH: DIN 41612 CLASS 2 IN CONTACT AREA. TIN PLATE ON TAILS.
4. RECOMMENDED HOLE SIZE FOR MANUAL APPLICATION OF CONNECTOR ONTO PC BOARD.
5. MARKING ON THIS SIDE.
6. PART NUMBER, DATE CODE, THIS APPROXIMATE AREA.

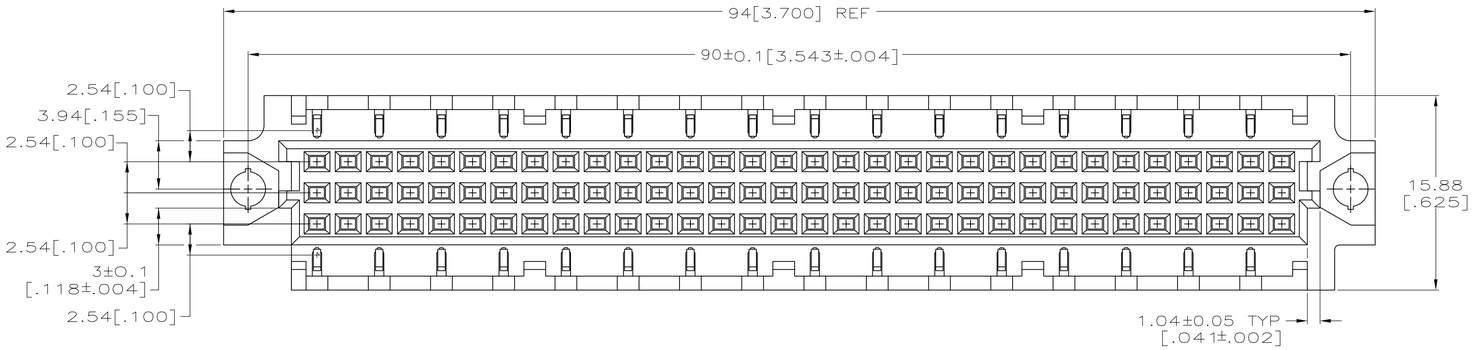

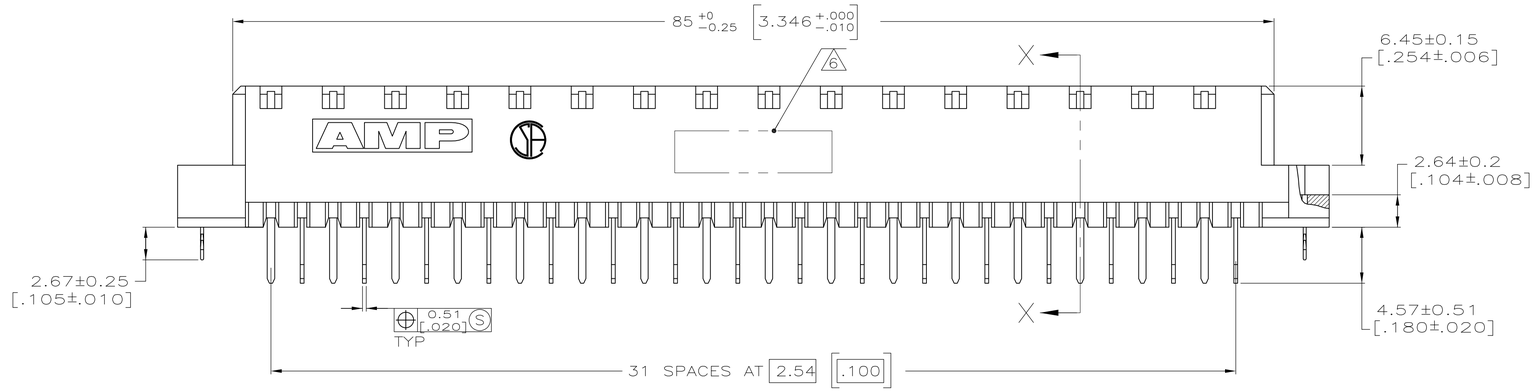

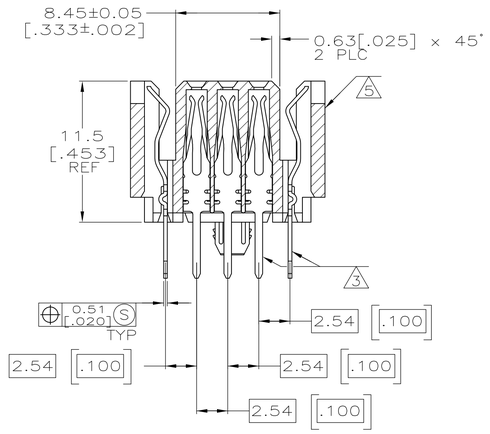

SECTION X-X

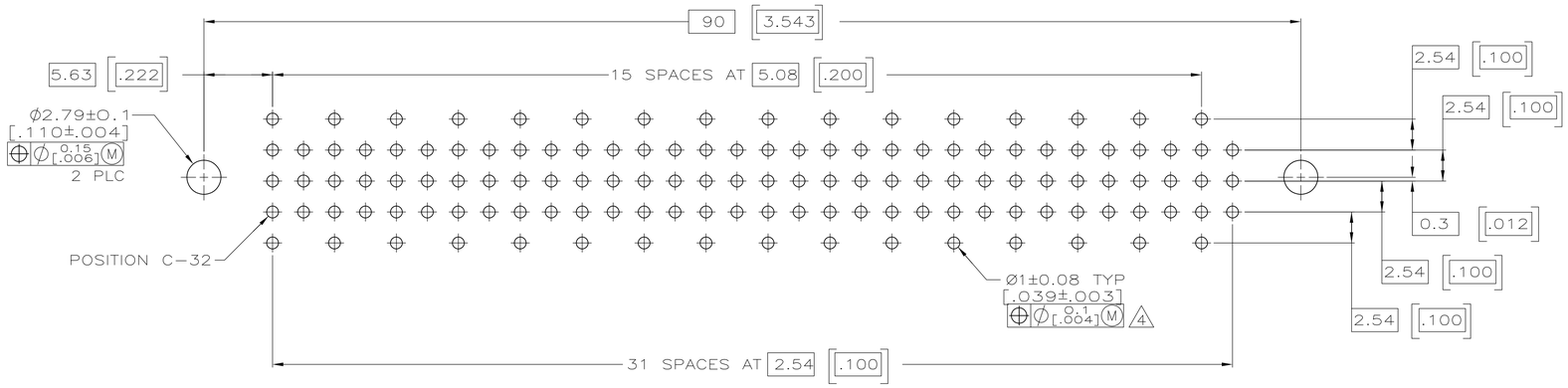

PC BOARD LAYOUT

ALL POSITIONS	*	*	*	*	*	128	5536155-5
POSITIONS LOADED	Y	X	C	B	A	NO. OF LOADED POSITIONS	ASSEMBLY PART NUMBER
	ROWS LOADED						

THIS DRAWING IS A CONTROLLED DOCUMENT.

DIMENSIONS: mm [INCHES]

TOLERANCES UNLESS OTHERWISE SPECIFIED:
0 PLC ± –
1 PLC ± –
2 PLC ± –
3 PLC ± 0.13[.005]
4 PLC ± –
ANGLES ± –

MATERIAL 1 2
FINISH 3

DWN J. POLIGNONE 18APR05
CHK A. SHARPE 18APR05
APVD A. SHARPE 18APR05
PRODUCT SPEC —
APPLICATION SPEC —
WEIGHT 0.000000
CUSTOMER DRAWING

TE Connectivity

NAME: ASSY, REC, ENHANCED, TYPE C, EUROCARD, 5ROW, SOLDER, 4.57/4.70 WITH BOARD-LOCKS

SIZE	CAGE CODE	DRAWING NO	RESTRICTED TO
A1	00779	C-5536155	—

SCALE 4:1 SHEET 1 OF 1 REV A

4805 (1/15)