



MRS1104C-111011

MRS1000

3D LIDAR SENSORS

SICK
Sensor Intelligence.



Ordering information

Type	Part no.
MRS1104C-111011	1081208

Other models and accessories → www.sick.com/MRS1000



Detailed technical data

Features

Measurement principle	HDDM ⁺	
Application	Outdoor	
Light source	Infrared (850 nm)	
Laser class	1 (IEC 60825-1:2014, EN 60825-1:2014)	
Aperture angle	Horizontal	275°
	Vertical	7.5° (Over 4 scan layers)
Scanning frequency	50 Hz, 4 x 12.5 Hz	
Angular resolution	0.25° 0.125°, interlaced 0.0625°, interlaced	
Heating	Self-heating	
Working range	0.2 m ... 64 m	
Scanning range	At 10% remission	16 m
	At 90% remission	30 m
Spot size	10.4 mrad x 8.7 mrad	
Amount of evaluated echoes	3	

Mechanics/electronics

Connection type	M12 round connectors with swivel connector
Supply voltage	10 V DC ... 30 V DC
Power consumption	37 W, typ. 13 W, Start-up phase max. 30 W for 1 s
Housing	AlSi12, optics cover: PC
Housing color	Gray (RAL 7042)
Enclosure rating	IP65 (IEC 60529:1989+AMD1:1999+AMD2:2013) IP67 (IEC 60529:1989+AMD1:1999+AMD2:2013)
Protection class	III (IEC 61140:2016-11)
Electrical safety	IEC 61010-1:2010-06
Weight	1.2 kg
Dimensions (L x W x H)	151.9 mm x 150 mm x 92.5 mm

Safety-related parameters

MTBF	50 years
MTTFd	> 100 years

Performance

Scan/frame rate	55,000 measurement point/s ... 165,000 measurement point/s
Response time	4 layers, typ. 20 ms ¹⁾ 1 layer, typ. 80 ms
Systematic error	± 60 mm
Statistical error	≤ 30 mm
Integrated application	Field evaluation with flexible fields on 4 levels, Data output
Number of field sets	Up to 64 fields
Simultaneous evaluation cases	Up to 16 evaluations
Filter	Fog filter Particle filter Average filter Median filter Ground reference evaluation Edge filter Echo filter

¹⁾ Depending on the selected filter settings and the object size.

Interfaces

Ethernet	✓, TCP/IP, UDP/IP
Function	Host, OPC, NTP, Measured data output (distance, RSSI)
Data transmission rate	10/100 MBit/s
Digital inputs/outputs	I/O (8 (Multiport))
Output data	Contamination indication IMU (secondary sensor data)
Optical indicators	2 LEDs
Configuration software	SOPAS ET Web server (display)

Ambient data

Object remission	2 % ... > 1,000 % (Reflector)
Electromagnetic compatibility (EMC)	EN 61000-6-2:2005 EN 61000-6-3:2007+A1:2011
Vibration resistance	10 Hz ... 150 Hz, 5 g, 20 frequency cycles ¹⁾
Shock resistance	15 g, 11 ms, 6 single shocks/axis ²⁾ 10 g, 16 ms, 1,000 continuous shocks/axis ²⁾
Ambient operating temperature	-30 °C ... +50 °C
Storage temperature	-40 °C ... +75 °C
Ambient light immunity	80 klx

¹⁾ IEC 60068-2-6:2007.

²⁾ IEC 60068-2-27:2008.

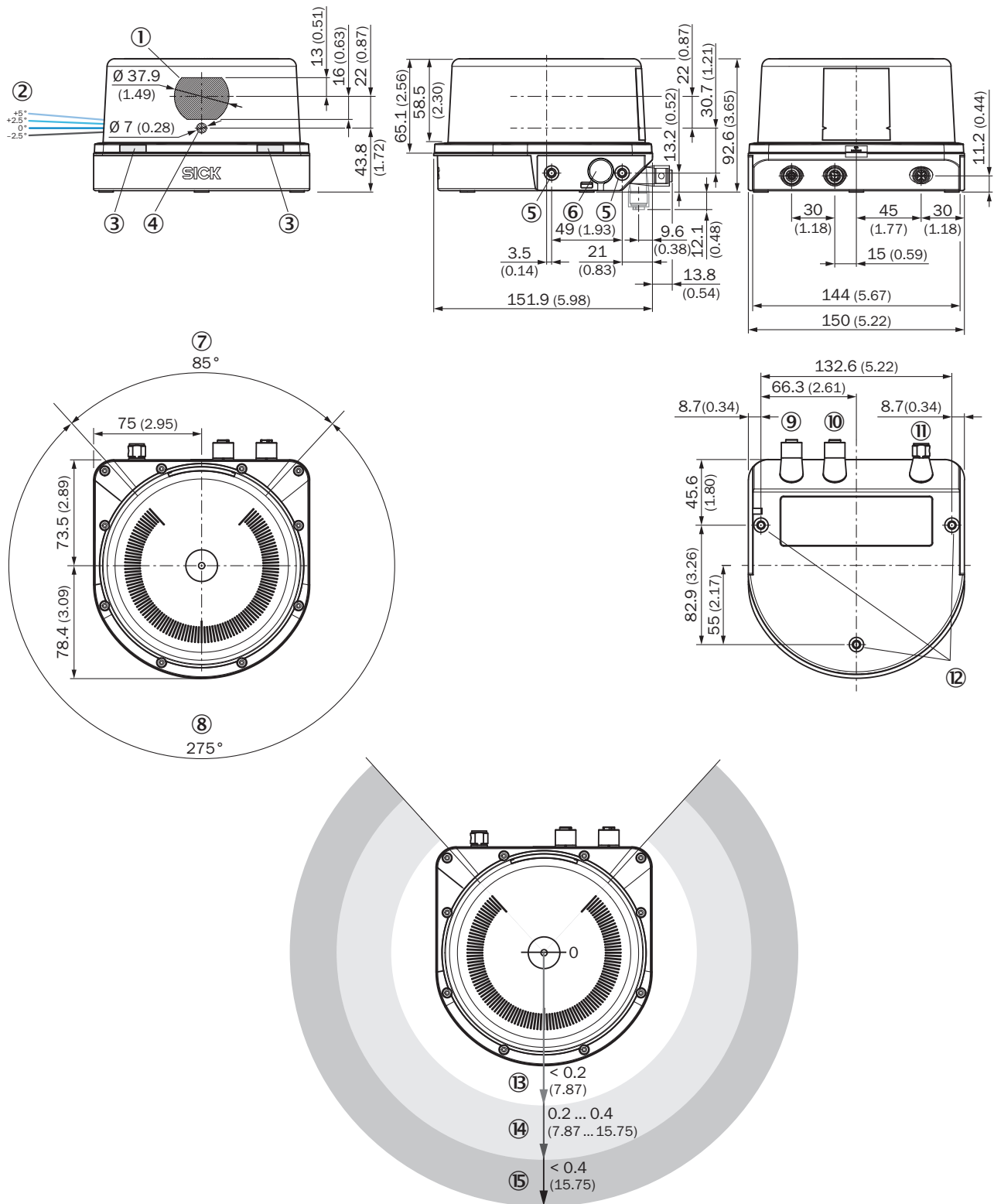
General notes

Note on use	The sensor does not constitute a safety component as defined by relevant legislation on machine safety.
--------------------	---

Classifications

eCl@ss 5.0	27270990
eCl@ss 5.1.4	27270990
eCl@ss 6.0	27270913
eCl@ss 6.2	27270913
eCl@ss 7.0	27270913
eCl@ss 8.0	27270913
eCl@ss 8.1	27270913
eCl@ss 9.0	27270913
eCl@ss 10.0	27270913
eCl@ss 11.0	27270913
eCl@ss 12.0	27270913
ETIM 5.0	EC002550
ETIM 6.0	EC002550
ETIM 7.0	EC002550
ETIM 8.0	EC002550
UNSPSC 16.0901	41111615

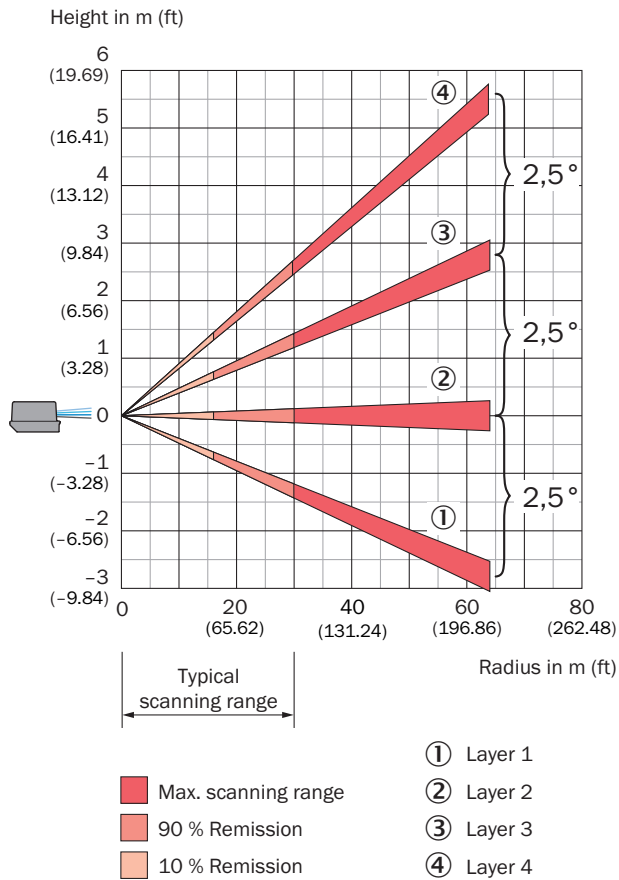
Dimensional drawing (Dimensions in mm (inch))



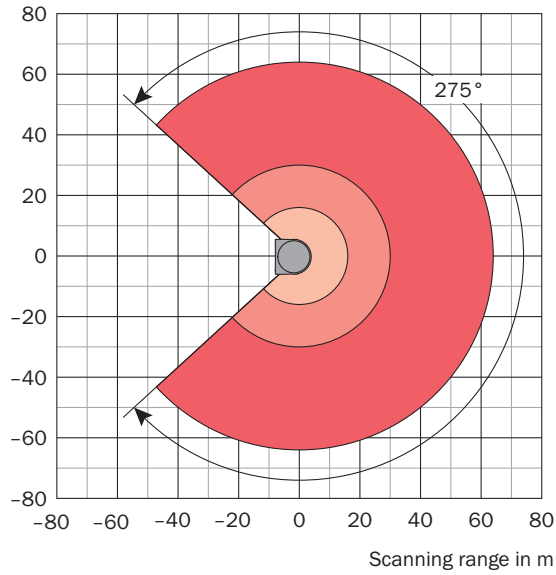
- ① Receiver
- ② Laser aperture angle, layers 1 to 4
- ③ Status LEDs
- ④ Sender
- ⑤ Mounting hole M5 x 7.5
- ⑥ Pressure compensation element

- ⑦ Blind zone
- ⑧ Field of view
- ⑨ Ethernet connection
- ⑩ I/O connection
- ⑪ POWER connection
- ⑫ Mounting hole M5 x 7,5
- ⑬ Close range (no detection or measurement possible)
- ⑭ Detection zone
- ⑮ Measuring range

Working range diagram



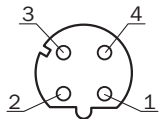
Scanning range in m



- Scanning range max. 64 m
- Scanning range for objects up to 90 % remission 30 m
- Scanning range for objects up to 10 % Remission 16 m

Connection type

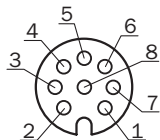
Ethernet



M12 female connector, 4-pin, D-coded

- ① TX+
- ② RX+
- ③ TX-
- ④ RX-

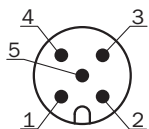
I/O



Connector M12, 8-pin, A-coded

- ① IN1/OUT1
- ② IN2/OUT2
- ③ IN3/OUT3
- ④ IN4/OUT4
- ⑤ IN5/OUT5
- ⑥ IN6/OUT6
- ⑦ GND IN_x/OUT_x
- ⑧ IN7/OUT7

Power









Connector M12, 5-pin, A-coded

- ① VS 10...30 V
- ② Reserved
- ③ GND
- ④ IN8/OUT8
- ⑤ Reserved

Recommended accessories

Other models and accessories → www.sick.com/MRS1000

	Brief description	Type	Part no.
Device protection (mechanical)			
	Optics cover for protecting the front screen from weather conditions, stainless steel, Aluminum, powder coated	Weather hood, 210°	2085939
Mounting brackets and plates			
	Standard mounting set for weather hood	Mounting bracket	2046025
Plug connectors and cables			
	Head A: female connector, M12, 5-pin, straight, A-coded Head B: Flying leads Cable: Sensor/actuator cable, PUR, halogen-free, shielded, 5 m	YF2A25-050UB6XLEAX	2095733
	Head A: male connector, M12, 8-pin, straight, A-coded Head B: Flying leads Cable: Sensor/actuator cable, PUR, halogen-free, shielded, 5 m	YM2A28-050UA6XLEAX	6036155
	Head A: male connector, M12, 4-pin, straight, D-coded Head B: male connector, RJ45, 4-pin, straight Cable: Ethernet, PROFINET, PUR, halogen-free, shielded, 5 m	YM2D24-050PN1MRJA4	2106184
Terminal and alignment brackets			
	Easy Mount, X6CRNIT11810 (1.4541), Easy mount, 4 x M5 x 10 countersunk screws, stainless steel	Mounting kit	2093194

Recommended services

Additional services → www.sick.com/MRS1000

	Type	Part no.
Maintenance		
<ul style="list-style-type: none"> • Product area: 2D LiDAR sensors, 3D LiDAR sensors • Range of services: Inspection, analysis and restoring of defined functions, Inspection and adaptation of basic settings, parameters of field application, filters for raw data output, and product-specific configuration • Duration: Additional work will be invoiced separately • Travel expenses: The prices do not include travel costs such as hotel, flight, travel time and expenses. 	Maintenance LMS/MRS/NAV/TiM/LRS/multiScan	1682593
Commissioning		
<ul style="list-style-type: none"> • Product area: 2D LiDAR sensors, 3D LiDAR sensors • Range of services: Inspection of connection, fine adjustment, configuration of monitored areas, configuration and optimization of parameters as well as tests, Setup of previously defined functions of basic settings, parameters of field application, filters for raw data output and product-specific configuration • Travel expenses: The prices do not include travel costs such as hotel, flight, travel time and expenses. • Duration: Additional work will be invoiced separately 	Commissioning LMS/MRS/NAV/TiM/LRS/multiScan (Prime package)	1680672
Extended warranty		
<ul style="list-style-type: none"> • Product area: Identification solutions, machine vision, Distance sensors, Detection and ranging solutions • Range of services: The services correspond to the scope of the statutory manufacturer warranty (SICK general terms of delivery). • Duration: Five-year warranty from delivery date. 	Extended warranty for a total of five years from delivery date	1680671

SICK AT A GLANCE

SICK is one of the leading manufacturers of intelligent sensors and sensor solutions for industrial applications. A unique range of products and services creates the perfect basis for controlling processes securely and efficiently, protecting individuals from accidents and preventing damage to the environment.

We have extensive experience in a wide range of industries and understand their processes and requirements. With intelligent sensors, we can deliver exactly what our customers need. In application centers in Europe, Asia and North America, system solutions are tested and optimized in accordance with customer specifications. All this makes us a reliable supplier and development partner.

Comprehensive services complete our offering: SICK LifeTime Services provide support throughout the machine life cycle and ensure safety and productivity.

For us, that is “Sensor Intelligence.”

WORLDWIDE PRESENCE:

Contacts and other locations –www.sick.com