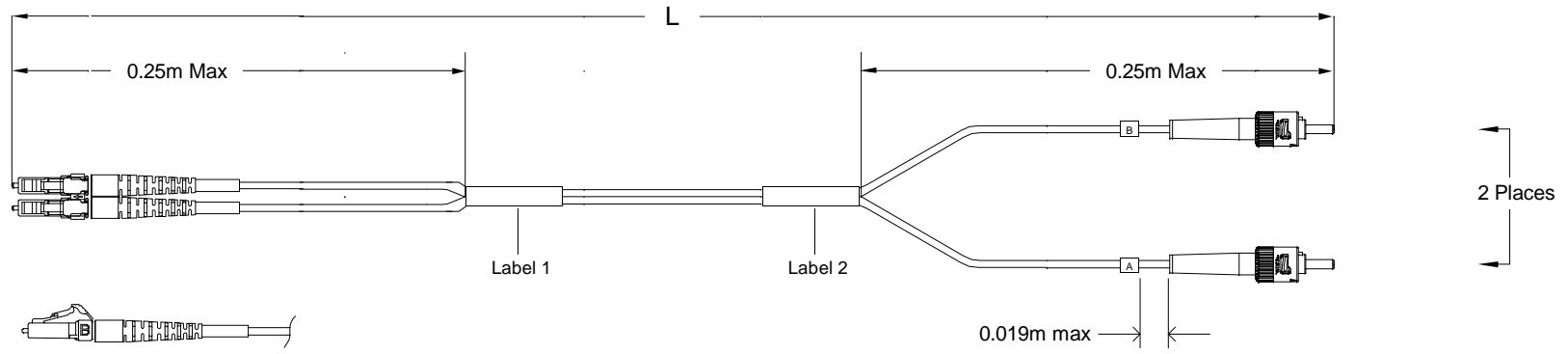



THIS DRAWING IS A CONTROLLED DOCUMENT
REV: 015061



Left Side
 Connector(s): LC-Duplex Secure
 Mode: SM
 Housing Color: Yellow
 Geom. Spec: N/A



Right Side
 Connector(s): ST
 Mode: SM
 Housing Color: N/A
 Geom. Spec: N/A

- Notes:
- 1 IL and RL tested at 1310nm.
 - 2 Product and Processing must meet requirements of Tyco Electronics Standard 230-702
 - 3 Label 2 will not be present on any cable assembly less than 5 meters long.
 - 4 Includes dust caps (not shown on print).

THIS INFORMATION IS CONFIDENTIAL AND PROPRIETARY TO TYCO ELECTRONICS. IT MAY NOT BE DISCLOSED TO ANYONE OTHER THAN TYCO ELECTRONICS PERSONNEL, WITHOUT WRITTEN AUTHORIZATION FROM TYCO ELECTRONICS CORPORATION, HARRISBURG, PENNSYLVANIA

LOC
CE
DIST
16

A	Rev Per	EC#	RELEASE	5/14/2009	-	JB			
P	LTR	REVISION	RECORD	DATE	DIN	APVD			

DIMENSIONS:	TOLERANCES UNLESS OTHERWISE SPECIFIED:
meters	0 PLC ± .
	1 PLC ± .
	2 PLC ± .
	3 PLC ± .
	4 PLC ± .

Restricted To:

DIN	Cable Assy Configurator	MATERIAL		HEAT TREAT	
CHK	James Barry				
APVD	James Barry				
NAME	FO C/A - 2 fiber, SM, OFNR (Riser) jacket, LC-Duplex Secure to ST				
SCALE	SIZE	DRAWING NO	SHEET	REV	
NTS	A2	C- 1905101	1 of 3	A	



USED ON

THIS DRAWING IS A CONTROLLED DOCUMENT.

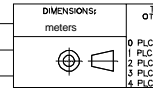
Part #	L (meters)	L (feet)	LC-Duplex Secure, Yellow		ST	
			IL (dB)	RL (dB)	IL (dB)	RL (dB)
0-1905101-1	0.950 - 1.050	3.11 - 3.44	0.35	45	0.5	50
0-1905101-2	1.950 - 2.050	6.39 - 6.72	0.35	45	0.5	50
0-1905101-3	2.950 - 3.050	9.67 - 10.00	0.35	45	0.5	50
0-1905101-4	3.920 - 4.080	12.86 - 13.38	0.35	45	0.5	50
0-1905101-5	4.920 - 5.080	16.14 - 16.66	0.35	45	0.5	50
0-1905101-6	5.920 - 6.080	19.42 - 19.94	0.35	45	0.5	50
0-1905101-7	6.920 - 7.080	22.70 - 23.22	0.35	45	0.5	50
0-1905101-8	7.920 - 8.080	25.98 - 26.50	0.36	45	0.51	50
0-1905101-9	8.850 - 9.150	29.03 - 30.01	0.36	45	0.51	50
1-1905101-0	9.850 - 10.150	32.31 - 33.30	0.36	45	0.51	50
1-1905101-1	10.850 - 11.150	35.59 - 36.58	0.36	45	0.51	50
1-1905101-2	11.850 - 12.150	38.87 - 39.86	0.36	45	0.51	50
1-1905101-3	12.850 - 13.150	42.15 - 43.14	0.36	45	0.51	50
1-1905101-4	13.850 - 14.150	45.43 - 46.42	0.36	45	0.51	50
1-1905101-5	14.850 - 15.150	48.72 - 49.70	0.36	45	0.51	50
1-1905101-6	15.840 - 16.160	51.96 - 53.01	0.36	45	0.51	50
1-1905101-7	16.830 - 17.170	55.21 - 56.33	0.36	45	0.51	50
1-1905101-8	17.820 - 18.180	58.46 - 59.64	0.36	45	0.51	50
1-1905101-9	18.810 - 19.190	61.71 - 62.95	0.36	45	0.51	50
2-1905101-0	19.800 - 20.200	64.96 - 66.27	0.36	45	0.51	50
2-1905101-1	20.790 - 21.210	68.20 - 69.58	0.36	45	0.51	50
2-1905101-2	21.780 - 22.220	71.45 - 72.90	0.37	45	0.52	50
2-1905101-3	22.770 - 23.230	74.70 - 76.21	0.37	45	0.52	50
2-1905101-4	23.760 - 24.240	77.95 - 79.52	0.37	45	0.52	50
2-1905101-5	24.750 - 25.250	81.20 - 82.84	0.37	45	0.52	50
2-1905101-6	25.740 - 26.260	84.44 - 86.15	0.37	45	0.52	50
2-1905101-7	26.730 - 27.270	87.69 - 89.46	0.37	45	0.52	50
2-1905101-8	27.720 - 28.280	90.94 - 92.78	0.37	45	0.52	50
2-1905101-9	28.710 - 29.290	94.19 - 96.09	0.37	45	0.52	50
3-1905101-0	29.700 - 30.300	97.44 - 99.40	0.37	45	0.52	50
3-1905101-1	30.690 - 31.310	100.68 - 102.72	0.37	45	0.52	50
3-1905101-2	31.680 - 32.320	103.93 - 106.03	0.37	45	0.52	50
3-1905101-3	32.670 - 33.330	107.18 - 109.35	0.37	45	0.52	50
3-1905101-4	33.660 - 34.340	110.43 - 112.66	0.37	45	0.52	50
3-1905101-5	34.650 - 35.350	113.68 - 115.97	0.37	45	0.52	50
3-1905101-6	35.640 - 36.360	116.92 - 119.29	0.38	45	0.53	50
3-1905101-7	36.630 - 37.370	120.17 - 122.60	0.38	45	0.53	50
3-1905101-8	37.620 - 38.380	123.42 - 125.91	0.38	45	0.53	50
3-1905101-9	38.610 - 39.390	126.67 - 129.23	0.38	45	0.53	50
4-1905101-0	39.600 - 40.400	129.92 - 132.54	0.38	45	0.53	50
5-1905101-0	49.500 - 50.500	162.40 - 165.68	0.39	45	0.54	50

Qty	U of M	Description	Item No.
2	piece	Trace Label	12
2	piece	Eyelet/Shrink tube assembly - Yellow	11
AR	meter	2 fiber, SM, 2.0mm, Twinzip, Yellow, OFNR (Riser)	10
2	piece	CONN ASSY,2.5MM BAY,SM, 126 UM	9
2	piece	PVC Build-up tubing	8
2	piece	ST Short Boot - 1.6 to 2.0mm, Blue	7
2	piece	Crimp Eyelet	6
0.0139	sheet	Leg Label - "B"	5
0.0139	sheet	Leg Label - "A"	4
2	piece	LC Connector Assy, 1.6mm-2.0mm, SM	3
1	piece	LC Duplex clip, black	2
2	piece	LC, SC, FC Straight Boot, Blue	1

THIS INFORMATION IS CONFIDENTIAL AND PROPRIETARY TO TYCO ELECTRONICS CORPORATION. IT IS NOT TO BE DISCLOSED TO ANY OTHERS WITHOUT THE WRITTEN AUTHORIZATION OF TYCO ELECTRONICS CORPORATION, HARRISBURG, PENNSYLVANIA.

LOC
CE
DIST
16

Rev	Per	EC#	RELEASE	5/14/2009	-	JB
P	LTR		REVISION RECORD	DATE	DIN	APVD



RESTRICTED TO:

DIN	Cable Assy Configurator	MATERIAL	HEAT TREAT
CHK	James Barry		
APVD	James Barry	Tyco Electronics, Inc. Harrisburg, PA 17105-3608	
NAME	FO C/A - 2 fiber, SM, OFNR (Riser) jacket, LC-Duplex Secure to ST		
SCALE	NTS	SIZE	A2
DRAWING NO	C- 1905101	SHEET	2 of 3
REV	A		

D
C
B
A

THIS DRAWING IS A CONTROLLED DOCUMENT. BFC#D

Label 1

Per specification 107-1645-1



- Trace # - Bar Code
- Trace # - Human Readable
- Part Number
- Country of Origin

This label is used on all lengths on this drawing.

Label 2

Per specification 107-1645-1



- Trace # - Bar Code
- Trace # - Human Readable
- Part Number
- Country of Origin

This label is used on all lengths on this drawing.

THIS INFORMATION IS CONFIDENTIAL AND PROPRIETARY TO TYCO ELECTRONICS CORPORATION. IT IS THE PROPERTY OF TYCO ELECTRONICS CORPORATION AND IS NOT TO BE DISCLOSED TO ANY OTHER PERSONS WITHOUT THE WRITTEN AUTHORIZATION OF TYCO ELECTRONICS CORPORATION, HARRISBURG, PENNSYLVANIA.

LOC
 CE
 DIST
 16

A	Rev Per EC#	RELEASE	5/14/2009	-	JB			
P	LTR	REVISION RECORD	DATE	DIN	APVD			

DIMENSIONS: meters	TOLERANCES UNLESS OTHERWISE SPECIFIED:
	0 PLC ± .
	1 PLC ± .
	2 PLC ± .
	3 PLC ± .
	4 PLC ± .

Restricted To:

DIN	Cable Assy Configurator	MATERIAL	HEAT TREAT	
OK	James Barry	-	-	
APVD	James Barry	Tyco Electronics, Inc. Harrisburg, PA 17105-3608		
NAME	FO C/A - 2 fiber, SM, OFNR (Riser) jacket, LC-Duplex Secure to ST			
SCALE	SIZE	DRAWING NO	SHEET	REV
NTS	A2	C- 1905101	3 of 3	A

D
C
B
A