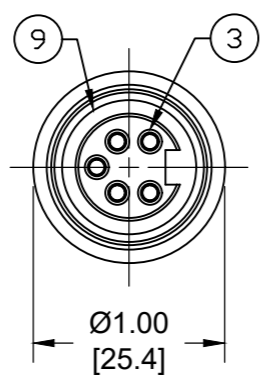
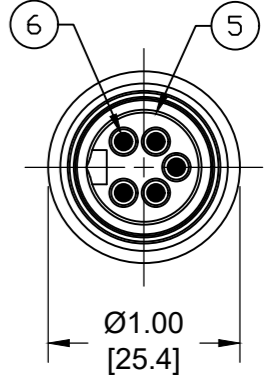
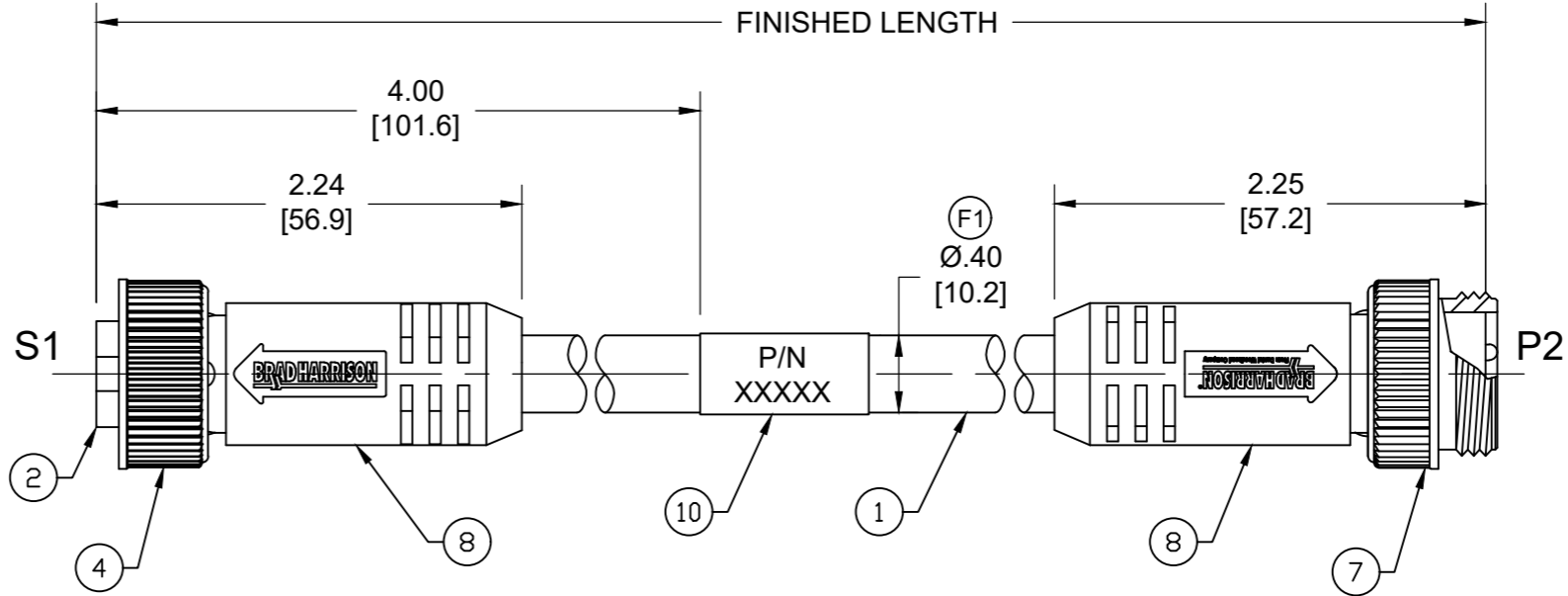


(F1) PART NO	ENGINEERING NO.	FINISHED LENGTH
1300101828	115030K13M005	0.5M [ 1FT 8 IN ]
1300101834	115030K13M500	50M [164FT]
1300102053	115030K13T107	107M [351FT 1 IN]

- NOTES:
- MATERIAL: SEE TABLE
  - FINISH: SEE TABLE
  - ELECTRICAL:  
VOLTAGE: 400V PER IEC60664  
600V PER UL2238  
CURRENT: 8A (F1)
  - TEMP RATING: -20°TO +90°C
  - PROTECTION: IP67 (WHEN MATED)
  - COUPLING THREAD: 7/8-16 UN
  - UL LISTED FILE: E152210
  - ALL DIMENSIONS ARE FOR REFERENCE UNLESS TOLERANCED OR NOTED OTHERWISE



FEMALE FACE VIEW



MALE FACE VIEW

MECHANICAL CHARACTERISTICS:

TORSIONAL FLEX TEST	20 MILLION CYCLES PER MIL-C-13777G
BEND FLEX TEST	20 MILLION CYCLES PER MIL-C-13777G
WELD SLAG RESISTANCE	WOODHEAD STANDARD S-300

ITEM	DESCRIPTION	MATERIAL	FINISH
10	WRAP LABEL	VINYL	BLACK/YELLOW
9	FRICTION RING	NYLON	WHITE
8	OVERMOLD	TPE	YELLOW
7	COUPLING NUT, MALE	ZINC DIE-CAST	BLACK E-COAT
6	CONTACT PIN	COPPER ALLOY	GOLD OVER NICKEL
5	MALE INSERT	TPE	YELLOW
4	COUPLING NUT, FEMALE	ZINC DIE-CAST	BLACK E-COAT
3	CONTACT SOCKET	COPPER ALLOY	GOLD OVER NICKEL
2	FEMALE INSERT	TPE	YELLOW
1	CABLE, 16/5 AWG	TPE	YELLOW

S1		P2
1	WHITE	1
2	RED	2
3	GREEN/YELLOW	3
4	ORANGE	4
5	BLACK	5

PART NUMBER LEGEND  
115030K13M005

FINISHED LENGTH  
F010= 1 FEET  
M005= 0.5 METER  
M010= 1 METER  
M100= 10 METER  
T100= 100 METER

CABLE LENGTH TOLERANCES

<.3M [1FT]:	+19mm-0 [ +.75in-0]
.3 - .9M [1 - 3FT]:	+44.5mm-0 [+1.75in-0]
.9 - 1.8M [3 - 6FT]:	+55.6mm-0 [+2.19in-0]
1.8 - 3.7M [6 - 12FT]:	+88.9mm-0 [+3.50in-0]
3.7 - 7.3M [12 - 24FT]:	+165.1mm-0 [+6.50in-0]
7.3-14.6M [24 - 48FT]:	+317.5mm-0 [+12.50in-0]
14.6 - 30.5M [48-100FT]:	+622.3mm-0 [+24.50in-0]
OVER 30M [100FT]	+2% OF FINISHED LENGTH

FUNCTIONAL SYMBOLS F=0 E=0 P=0	THIS DRAWING CONTAINS INFORMATION THAT IS PROPRIETARY TO MOLEX ELECTRONIC TECHNOLOGIES, LLC AND SHOULD NOT BE USED WITHOUT WRITTEN PERMISSION			
	CURRENT REV DESC: ADDED ITEM-9 & 10, CABLE DIA. CURRENT WAS 10A. MODIFIED PART NUMBER CHART			
	GENERAL TOLERANCES (UNLESS SPECIFIED)		EC NO: 709714 DRWN: ABENJAMINLW 2022/05/17 CHK'D: RSTONE 2022/06/08 APPR: BWOODMAN 2022/06/14	
	INITIAL REVISION:		DRWN: VOU 2012/02/27 APPR: JFMURPHY 2013/04/05	
DIVISIONAL SYMBOLS		DOCUMENT NUMBER: SD-130010-017 DOC TYPE: PSD DOC PART: 001 REVISION: F1		
DRAFT WHERE APPLICABLE MUST REMAIN WITHIN DIMENSIONS		THIRD ANGLE PROJECTION DRAWING: B-SIZE SERIES: 130010 MATERIAL NUMBER: SEE CHART CUSTOMER: GENERAL MARKET SHEET NUMBER: 1 OF 1		