

Cartridge Fuse, 6.3x32 mm, 500 VAC, 500 VDC 0.5 A-32 A, High Breaking Capacity  $\geq$  1500 A

new



UL 248-14 · 500 VAC · 500 VDC · Quick-Acting F

See below:  
[Approvals and Compliances](#)

### Description

- 6.3 x 32 mm fuses for primary protection
- 19 rated currents from 0.5 A to 32 A
- Pigtails optional

### Unique Selling Proposition

- High rated voltages up to 500 VAC / VDC
- High breaking capacity  $\geq$  1500 A

### Applications

- 3-phase applications
- DC applications
- Power supplies
- Frequency converter
- Power electronics


### References

[Packaging Details](#)  
Pigtail Type [8020.5078.G](#); [SHF 6.3x32 Pigtail](#)

### Weblinks

[pdf data sheet](#), [html datasheet](#), [General Product Information](#), [Packaging details](#), [Distributor-Stock-Check](#), [Detailed request for product](#)

### Technical Data

Rated Voltage	500 VAC, 500 VDC
Rated current	0.5 - 32 A
Breaking Capacity	1500 A - 50 kA
Characteristic	Quick-Acting F
Mounting	Fuseholder / Clip
Admissible Ambient Air Temp.	-40 °C to 85 °C
Climatic Category	40/085/21 acc. to IEC 60068-1
Material: Tube	Ceramics
Material: Endcaps	Nickel-Plated Copper Alloy
Material: Axial Leads	Tin-Plated Copper
Unit Weight	2.84 g
Storage Conditions	0 °C to 60 °C, max. 70% r.h.
Product Marking	 Type, Rated current, Rated Voltage, Characteristic, Breaking capacity, Approvals

### Approvals and Compliances


Detailed information on product approvals, code requirements, usage instructions and detailed test conditions can be looked up in [Details about Approvals](#)

SCHURTER products are designed for use in industrial environments. They have approvals from independent testing bodies according to national and international standards. Products with specific characteristics and requirements such as required in the automotive sector according to IATF 16949, medical technology according to ISO 13485 or in the aerospace industry can be offered exclusively with customer-specific, individual agreements by SCHURTER.

### Approvals



The approval mark is used by the testing authorities to certify compliance with the safety requirements placed on electronic products.

Approval Reference Type: SHF 6.3x32

Approval Logo	Certificates	Certification Body	Description
	<a href="#">UL Approvals</a>	UL	UL File Number: E41599

## Product standards

Product standards that are referenced

Organization	Design	Standard	Description
	Designed according to	UL 248-14	Low voltage fuses - Part 14: Additional fuses
	Designed according to	CSA22.2 No. 248.14	Low-Voltage Fuses - Part 14: Supplemental Fuses





## Application standards

Application standards where the product can be used


Organization	Design	Standard	Description
	Designed for applications acc.	IEC/UL 62368-1	IEC 62368-1 includes the basic requirements for safety of audio, video, information technology and office equipment.

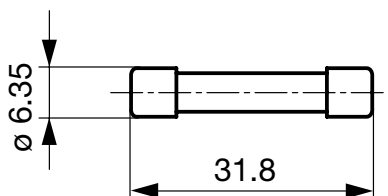
## Compliances

The product complies with following Guide Lines

Identification	Details	Initiator	Description
	<a href="#">CE declaration of conformity</a>	SCHURTER AG	The CE marking declares that the product complies with the applicable requirements laid down in the harmonisation of Community legislation on its affixing in accordance with EU Regulation 765/2008.
	RoHS	SCHURTER AG	Directive RoHS 2011/65/EU, Amendment (EU) 2015/863
	China RoHS	SCHURTER AG	The law SJ / T 11363-2006 (China RoHS) has been in force since 1 March 2007. It is similar to the EU directive RoHS.
	REACH	SCHURTER AG	On 1 June 2007, Regulation (EC) No 1907/2006 on the Registration, Evaluation, Authorization and Restriction of Chemicals 1 (abbreviated as "REACH") entered into force.

## Dimension [mm]

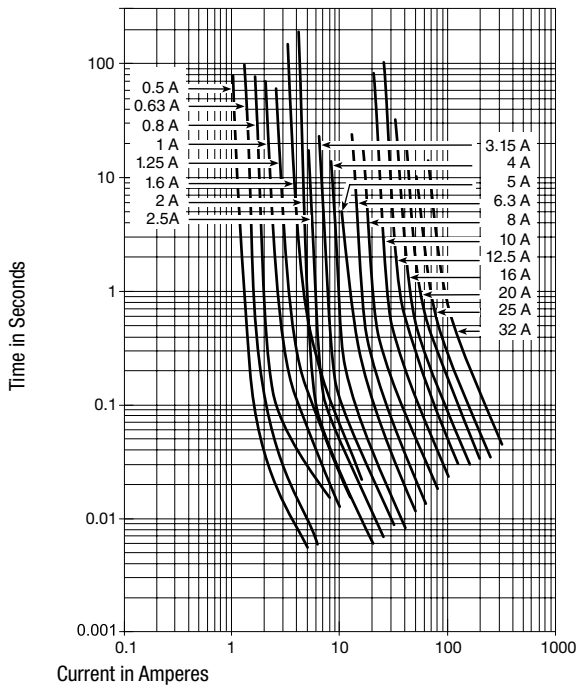
 6.3 mm



## Pre-Arcing Time


Rated Current In	1.0 x In min.	1.5 x In min.	2.1 x In max.	2.75 x In min.	2.75 x In max.	4.0 x In min.	4.0 x In max.	10.0 x In min.	10.0 x In max.
0.5 A - 0.8 A		60 min	30 min	20 ms	1.5 s	8 ms	400 ms	-	20 ms
1 A - 8 A		60 min	30 min	20 ms	5 s	8 ms	1 s	-	50 ms
10 A - 32 A	240 min		30 min	100 ms	5 s	20 ms	1 s	-	50 ms

Time-Current-Curves



All Variants

Rated Current [A]	Rated Voltage [VAC]	Rated Voltage [VDC]	Breaking Capacity	Voltage Drop 1.0 I <sub>n</sub> max. [mV]	Power Dissipation 1.5 I <sub>n</sub> max. [mW]	Melting I <sup>2</sup> t 10.0 I <sub>n</sub> typ. [A <sup>2</sup> s]	Order Number
0.5	500	500	1)	1400	2500	0.14	8020.5065
0.5	500	500	1)	1400	2500	0.14	8020.5065.G
0.63	500	500	1)	1300	2500	0.23	8020.5066
0.63	500	500	1)	1300	2500	0.23	8020.5066.G
0.8	500	500	1)	600	2500	0.98	8020.5067
0.8	500	500	1)	600	2500	0.98	8020.5067.G
1	500	500	2)	400	1200	1.5	8020.5068
1	500	500	2)	400	1200	1.5	8020.5068.G
1.25	500	500	2)	300	1300	2.9	8020.5069
1.25	500	500	2)	300	1300	2.9	8020.5069.G
1.6	500	500	2)	300	1400	5.8	8020.5070
1.6	500	500	2)	300	1400	5.8	8020.5070.G
2	500	400	3)	280	1700	2	8020.5071
2	500	400	3)	280	1700	2	8020.5071.G
2.5	500	400	3)	260	2000	3.8	8020.5072
2.5	500	400	3)	260	2000	3.8	8020.5072.G
3.15	500	400	3)	240	2300	8.6	8020.5073
3.15	500	400	3)	240	2300	8.6	8020.5073.G
4	500	400	3)	220	2900	14.6	8020.5074
4	500	400	3)	220	2900	14.6	8020.5074.G
5	500	400	3)	190	2900	33.2	8020.5075
5	500	400	3)	190	2900	33.2	8020.5075.G
6.3	500	400	3)	170	3400	61.6	8020.5076
6.3	500	400	3)	170	3400	61.6	8020.5076.G
8	500	400	3)	160	3700	120	8020.5077
8	500	400	3)	160	3700	120	8020.5077.G
10	500	400	3)	150	4500	220	8020.5078
10	500	400	3)	150	4500	220	8020.5078.G

Rated Current [A]	Rated Voltage [VAC]	Rated Voltage [VDC]	Breaking Capacity	Voltage Drop 1.0 I <sub>n</sub> max. [mV]	Power Dissipation 1.5 I <sub>n</sub> max. [mW]	Melting Pt 10.0 I <sub>n</sub> typ. [A <sup>2</sup> s]		Order Number
12.5	500	400	3)	140	5500	480	●	8020.5079
12.5	500	400	3)	140	5500	480	●	8020.5079.G
16	500	400	3)	130	6800	760	●	8020.5080
16	500	400	3)	130	6800	760	●	8020.5080.G
20	440	63	4)	130	9500	1350	●	8020.5081
20	440	63	4)	130	9500	1350	●	8020.5081.G
25	440	63	4)	120	13000	2150	●	8020.5082
25	440	63	4)	120	13000	2150	●	8020.5082.G
32	440	63	4)	120	16000	4750	●	8020.5083
32	440	63	4)	120	16000	4750	●	8020.5083.G

 Most Popular.

Availability for all products can be searched real-time: <https://www.schurter.com/en/Stock-Check/Stock-Check-SCHURTER>

- 1) 50 kA @ 500 VAC, cos  $\varphi$  = 0.3 - 0.4  
1500 A @ 500 VAC, cos  $\varphi$  = 0.99 - 1  
1500 A @ 250 VAC, cos  $\varphi$  = 0.7 - 0.8  
10 kA @ 125 VAC, cos  $\varphi$  = 0.7 - 0.8  
1500 A @ 500 VDC  
20 kA @ 63 VDC
- 2) 1500 A @ 500 VAC, cos  $\varphi$  = 0.99 - 1  
1500 A @ 250 VAC, cos  $\varphi$  = 0.7 - 0.8  
10 kA @ 125 VAC, cos  $\varphi$  = 0.7 - 0.8  
1500 A @ 500 VDC  
20 kA @ 63 VDC
- 3) 1500 A @ 500 VAC, cos  $\varphi$  = 0.99 - 1  
1500 A @ 250 VAC, cos  $\varphi$  = 0.7 - 0.8  
10 kA @ 125 VAC, cos  $\varphi$  = 0.7 - 0.8  
1500 A @ 400 VDC  
20 kA @ 63 VDC
- 4) 1500 A @ 440 VAC, cos  $\varphi$  = 0.99 - 1  
1500 A @ 250 VAC, cos  $\varphi$  = 0.7 - 0.8  
10 kA @ 125 VAC, cos  $\varphi$  = 0.7 - 0.8  
20 kA @ 63 VDC

Packaging Unit	xxxx.xxxx xxxx.xxxx.G	Small Box Pack (10 pcs.) Bulk (1000 pcs.)
----------------	--------------------------	----------------------------------------------