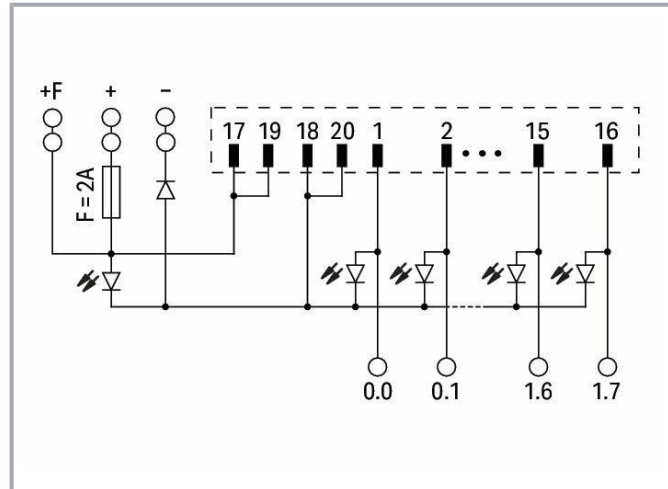


Data sheet | Item number: 704-2004

Interface module for system wiring; Pluggable connector per DIN 41651;
Male connector; 20-pole; 16-channel digital input or output; 1-wire
connection; in mounting carrier

www.wago.com/704-2004



Data

Electrical data

Inputs/outputs	16-channel digital input or output
Circuit type	1-wire connection 1-cond. connection
Nominal operating voltage	DC 24 V
Operating voltage range	±10 %
Current consumption (status indication)	5 mA
Total current	2 A
Limiting continuous current	1 A
Status indicator	Green LED (channel) Yellow LED (power supply)
Internal fuse	2 A

Subject to changes. Please also observe the further product documentation!

WAGO GmbH & Co. KG
Hansastr. 27
32423 Minden
Phone: +49571 887-0 | Fax: +49571 887-169
Email: info.de@wago.com | Web: www.wago.com

Do you have any questions about our products?
We are always happy to take your call at +49 (571) 887-44222.



Safety and protection

Rated voltage	50 V
Rated surge voltage	0.8 kV
Pollution degree	2

Compatibility

Siemens

Siemens S7-300	6ES7 313-5BE01-0AB0
	6ES7 313-5BG04-0AB0
	6ES7 313-6BE01-0AB0
	6ES7 313-6BF03-0AB0
	6ES7 313-6CE01-0AB0
	6ES7 313-6CF03-0AB0
	6ES7 314-6BF01-0AB0
	6ES7 314-6BG03-0AB0
	6ES7 314-6CF01-0AB0
	6ES7 314-6CG03-0AB0
	6ES7 321-1BH02-0AA0
	6ES7 321-1BH10-0AA0
	6ES7 321-1BH80-0AA0
	6ES7 321-1BL00-0AA0
	6ES7 321-1BL80-0AA0
	6ES7 321-1BP00-0AA0
	6ES7 321-7BH01-0AB0
	6ES7 321-7BH80-0AA0
	6ES7 322-1BH01-0AA0
	6ES7 322-1BH10-0AA0
	6ES7 322-1BH80-0AA0
	6ES7 322-1BL00-0AA0
	6ES7 322-1BP00-0AA0
	6ES7 322-1EH01-0AA0
	6ES7 322-8BH01/8BH10-0AB0
	6ES7 323-1BL00-0AA0
	6ES7 326-1BK01-0AB0
6ES7 326-1RF00-0AB0	
Siemens S7-400	6ES7 421-1BL01-0AA0
	6ES7 421-7BH01-0AB0
	6ES7 422-1BL00-0AA0
	6ES7 422-7BL00-0AB0
Siemens S7-1500	6ES7 511-1CK00-0AB0
	6ES7 512-1CK00-0AB0
	6ES7 521-1BH00-0AA0

Subject to changes. Please also observe the further product documentation!



6ES7 521-1BH10-0AA0
6ES7 521-1BL00-0AB0
6ES7 521-1BL10-0AA0
6ES7 521-1BP00-0AA0
6ES7 522-1BH00-0AB0
6ES7 522-1BH01-0AB0
6ES7 522-1BH10-0AA0
6ES7 522-1BL00-0AB0
6ES7 522-1BL01-0AB0
6ES7 522-1BL10-0AA0
6ES7 522-1BP00-0AA0
6ES7 523-1BL00-0AA0

Siemens ET200SP

6ES7 131-6BH01-0BA0
6ES7 131-6BH01-2BA0
6ES7 132-6BH00-0AA0
6ES7 132-6BH00-2AA0
6ES7 132-6BH01-0BA0
6ES7 132-6BH01-2BA0

GE Fanuc

GE Fanuc 9030

IC693 MDL241
IC693 MDL640
IC693 MDL643
IC693 MDL645
IC693 MDL646
IC693 MDL655
IC693 MDL740
IC693 MDL742
IC693 MDL753

GE Fanuc RX3i

IC694 MDL655
IC694 MDL753

Schneider

Schneider Modicon TM3

TM3 DI16(G)
TM3 DI16K
TM3 DI32K
TM3 DQ16T(G)
TM3 DQ16TK
TM3 DQ32TK

Schneider Modicon M340

BMX DDI 1602
BMX DDI 3202K
BMX DDI 6402K
BMX DDO 1602
BMX DDO 3202K

Subject to changes. Please also observe the further product documentation!

WAGO GmbH & Co. KG

Hansastr. 27

32423 Minden

Phone: +49571 887-0 | Fax: +49571 887-169

Email: info.de@wago.com | Web: www.wago.com

Do you have any questions about our products?

We are always happy to take your call at +49 (571) 887-44222.



	BMX DDO 6402K BMX DDM 3202K
Schneider Modicon Quantum	140 DDI 353 00 140 DDI 364 00 140 DDO 353 00 140 DDO 353 01 140 DDO 364 00 140 DDM 390 00 140 DSI 353 00 140 DVO 853 00
Schneider TSX	TSX DEY 16D2 TSX DEY 16FK TSX DEY 32D2K TSX DEY 64D2K TSX DMY 28FK TSX DMY 28RFK TSX DSY 16T2 TSX DSY 32T2K TSX DSY 64T2K
Schneider Twido	TM2 DDI 16DK TM2 DDI 32DK TM2 DDO 16TK TM2 DDO 32TK

Rockwell

Rockwell Compact Logix	1769 - IQ16 1769 - IQ16F 1769 - IQ32 1769 - IQ32T 1769 - OB16 1769 - OB16P 1769 - OB32 1769 - OB32T
Rockwell Control Logix	1756 - IB16I 1756 - IB16ISOE 1756 - IB32 1756 - OB16E 1756 - OB16I 1756 - OB16IS 1756 - OB32

Omron

Omron CJ1W	CJ1W-ID211 CJ1W-ID231 CJ1W-ID232
------------	--

Subject to changes. Please also observe the further product documentation!



CJ1W-ID261
 CJ1W-ID262
 CJ1W-IDP01
 CJ1W-INT01
 CJ1W-MD232
 CJ1W-OD212
 CJ1W-OD232
 CJ1W-OD262

WAGO

WAGO I/O System 750	750-1400 750-1500 750-1502
WAGO I/O System 753	753-430 (x2) 753-431 (x2) 753-530 (x2)

Connection data

Connection 1

Connector	DIN 41651 connector; male connector
Pole number 1	20
Connection type 1	System
Note (conductor cross-section)	12 AWG: THHN, THWN
Mating direction	vertical

Connection 2

Design 2	PCB terminal blocks (double-deck)
Pole number 2	16
Connection type 2	Field
WAGO connector 2	WAGO 736 Series
Solid conductor 2	0.08 ... 2.5 mm ² / 28 ... 12 AWG
Fine-stranded conductor 2	0.08 ... 2.5 mm ² / 28 ... 12 AWG
Strip length 2	5 ... 6 mm / 0.2 ... 0.24 inches

Connection 3

Design 3	PCB terminal blocks (double-deck)
Pole number 3	6
Connection type 3	Power supply

Subject to changes. Please also observe the further product documentation!

WAGO GmbH & Co. KG
 Hansastr. 27
 32423 Minden
 Phone: +49571 887-0 | Fax: +49571 887-169
 Email: info.de@wago.com | Web: www.wago.com

Do you have any questions about our products?
 We are always happy to take your call at +49 (571) 887-44222.



WAGO connector 3	WAGO 736 Series
Solid conductor 3	0.08 ... 2.5 mm ² / 28 ... 12 AWG
Fine-stranded conductor 3	0.08 ... 2.5 mm ² / 28 ... 12 AWG
Strip length 3	5 ... 6 mm / 0.2 ... 0.24 inches

Physical data

Width	55 mm / 2.165 inches
Height	85 mm / 3.346 inches
Depth from upper-edge of DIN-rail	50 mm / 1.969 inches

Mechanical Data

Mounting type	DIN-35 rail
---------------	-------------

Material Data

Fire load	1.474 MJ
Weight	80 g

Environmental requirements

Ambient temperature (operation)	-20 ... +50 °C
Ambient temperature (storage)	-40 ... +70 °C
Relative humidity	85% (non-condensing)

Commercial data

Product Group	30 (WAGO France)
eCl@ss 10.0	27-14-11-52
eCl@ss 9.0	27-14-11-52
ETIM 8.0	EC002780
ETIM 7.0	EC002780
PU (SPU)	1 pcs
Packaging type	box
Country of origin	FR
GTIN	4050821161998
Customs tariff number	85366990990

Environmental Product Compliance

RoHS Compliance Status	Compliant, No Exemption
------------------------	-------------------------

Subject to changes. Please also observe the further product documentation!













WAGO GmbH & Co. KG
 Hansastr. 27
 32423 Minden
 Phone: +49571 887-0 | Fax: +49571 887-169
 Email: info.de@wago.com | Web: www.wago.com

Do you have any questions about our products?
 We are always happy to take your call at +49 (571) 887-44222.

Optional accessories

Cables and pluggable connectors

System cable

	Item no.: 706-2300/301-300 System cable; for Siemens S7-300; 2 x 16 digital inputs or outputs; Length: 3 m; Conductor cross-section: 0.14 mm ²	www.wago.com/706-2300/301-300
	Item no.: 706-2300/301-200 System cable; for Siemens S7-300; 2 x 16 digital inputs or outputs; Length: 2 m; Conductor cross-section: 0.14 mm ²	www.wago.com/706-2300/301-200
	Item no.: 706-2300/100-200 System cable; for Siemens S7-300; 2 x 16 digital inputs; Length: 2 m; Conductor cross-section: 0.34 mm ²	www.wago.com/706-2300/100-200
	Item no.: 706-2300/200-100 System cable; for Siemens S7-300; 2 x 16 digital outputs; Length: 1 m; Conductor cross-section: 0.14 mm ²	www.wago.com/706-2300/200-100
	Item no.: 706-2300/100-100 System cable; for Siemens S7-300; 2 x 16 digital inputs; Length: 1 m; Conductor cross-section: 0.34 mm ²	www.wago.com/706-2300/100-100
	Item no.: 706-2300/100-300 System cable; for Siemens S7-300; 2 x 16 digital inputs; Length: 3 m; Conductor cross-section: 0.34 mm ²	www.wago.com/706-2300/100-300
	Item no.: 706-2300/101-200 System cable; for Siemens S7-300; 16 digital inputs; Length: 2 m; Conductor cross-section: 0.34 mm ²	www.wago.com/706-2300/101-200
	Item no.: 706-2300/200-300 System cable; for Siemens S7-300; 2 x 16 digital outputs; Length: 3 m; Conductor cross-section: 0.14 mm ²	www.wago.com/706-2300/200-300
	Item no.: 706-2300/101-300 System cable; for Siemens S7-300; 16 digital inputs; Length: 3 m; Conductor cross-section: 0.34 mm ²	www.wago.com/706-2300/101-300
	Item no.: 706-2300/200-200 System cable; for Siemens S7-300; 2 x 16 digital outputs; Length: 2 m; Conductor cross-section: 0.14 mm ²	www.wago.com/706-2300/200-200
	Item no.: 706-2300/300-100 System cable; for Siemens S7-300; 16 digital inputs or outputs; Length: 1 m; Conductor cross-section: 0.14 mm ²	www.wago.com/706-2300/300-100
	Item no.: 706-2300/101-100 System cable; for Siemens S7-300; 16 digital inputs; Length: 1 m; Conductor cross-section: 0.34 mm ²	www.wago.com/706-2300/101-100

Subject to changes. Please also observe the further product documentation!



Item no.: 706-2300/301-100

System cable; for Siemens S7-300; 2 x 16 digital inputs or outputs; Length: 1 m; Conductor cross-section: 0.14 mm²

www.wago.com/706-2300/301-100



Item no.: 706-2300/300-200

System cable; for Siemens S7-300; 16 digital inputs or outputs; Length: 2 m; Conductor cross-section: 0.14 mm²

www.wago.com/706-2300/300-200



Item no.: 706-2300/300-300

System cable; for Siemens S7-300; 16 digital inputs or outputs; Length: 3 m; Conductor cross-section: 0.14 mm²

www.wago.com/706-2300/300-300



Item no.: 706-7753/301-200

System cable; for WAGO-I/O-SYSTEM, 753 Series; 2 x 16 digital inputs or outputs; Length: 2 m; Conductor cross-section: 0.14 mm²

www.wago.com/706-7753/301-200

Connecting cable



Item no.: 706-100/1300-200

Connection cable; 20-pole; Pluggable connector per DIN 41651; open-ended; Length: 2 m; Conductor cross-section: 0.14 mm²; UR components

www.wago.com/706-100/1300-200



Item no.: 706-100/1300-400

Connection cable; 20-pole; Pluggable connector per DIN 41651; open-ended; Length: 4 m; Conductor cross-section: 0.14 mm²; UR components

www.wago.com/706-100/1300-400

Marking accessories

Marking strip



Item no.: 2009-110

Marking strips; for Smart Printer; on reel; not stretchable; plain; snap-on type; white

www.wago.com/2009-110



Item no.: 709-196

Marking strips; for laser printer; translucent

www.wago.com/709-196



Item no.: 709-178

Marking strips; on reel; 7.5 mm wide; not stretchable; plain; snap-on type; white

www.wago.com/709-178



Item no.: 709-177

Marking strips; on reel; 7.5 mm wide; not stretchable; plain; snap-on type; translucent

www.wago.com/709-177

Downloads

Documentation

Bid Text

704-2004

2019 Feb 19

xml

Download

Subject to changes. Please also observe the further product documentation!

WAGO GmbH & Co. KG

Hansastr. 27

32423 Minden

Phone: +49571 887-0 | Fax: +49571 887-169

Email: info.de@wago.com | Web: www.wago.com

Do you have any questions about our products?

We are always happy to take your call at +49 (571) 887-44222.



X81 - Datei			3.9 kB	
704-2004 doc - Datei	2015 Nov 20	doc	26.1 kB	Download

Additional Information

Disposal and Recycling Electrical and electronic equipment, Batteries, Packaging	V 1.1.0 2022 Aug 18	pdf	2.2 MB	Download
---	------------------------	-----	--------	----------

System Description

WAGO System Wiring, Selection Guide This guide will help you select the appropriate interface modules and system cables for the controller you are usng.		pdf	545.9 kB	Download
---	--	-----	----------	----------

CAD/CAE-Data

CAD data

2D/3D Models 704-2004		URL		Download
-----------------------	--	-----	--	----------

CAE data

EPLAN Data Portal 704-2004		URL		Download
WSCAD Universe 704-2004		URL		Download
ZUKEN Portal 704-2004		URL		Download

Environmental Product Compliance

Compliance Search

Environmental Product Compliance 704-2004 Interface module for system wiring; Pluggable connector per DIN 41651; Male connector; 20-pole; 16-channel digital input or output; 1-wire connection; in mounting carrier		URL		Download
---	--	-----	--	----------

Installation Notes

Subject to changes. Please also observe the further product documentation!