

## Extension module - PSR-SCP-24DC/URML4/3X1/1X2/B - 2903583

Please be informed that the data shown in this PDF Document is generated from our Online Catalog. Please find the complete data in the user's documentation. Our General Terms of Use for Downloads are valid (<http://phoenixcontact.com/download>)




Single or two-channel contact extension for OSSD signals (e.g., light grid), 3 N/O contacts, 1 N/C contact, up to Cat. 4 PL e according to EN ISO 13849, SIL 3 according to EN 62061, plug-in screw terminal blocks, width: 22.5 mm

### Product Description

The contact extension device is specifically designed for use in conjunction with electrosensitive protective equipment such as light grids. These systems generally have clocked OSSD signals which enable cross circuits in the cabling to be detected. The relay is resistant to the test pulses generated by the electrosensitive protective equipment receiver. Applications up to PL e or SIL 3 can therefore be implemented without the need for additional traceability to the device on the EDM circuit.



### Key Commercial Data

Packing unit	1 pc
GTIN	 4 046356 751698
GTIN	4046356751698

### Technical data

#### Note

Utilization restriction	EMC: class A product, see manufacturer's declaration in the download area
-------------------------	---

#### Dimensions

Width	22.5 mm
Height	99 mm
Depth	114.5 mm

#### Ambient conditions

Ambient temperature (operation)	-20 °C ... 55 °C
Ambient temperature (storage/transport)	-40 °C ... 70 °C
Max. permissible relative humidity (operation)	75 % (on average, 85% infrequently, non-condensing)
Max. permissible humidity (storage/transport)	75 % (on average, 85% infrequently, non-condensing)
Maximum altitude	≤ 2000 m (Above sea level)

## Extension module - PSR-SCP-24DC/URML4/3X1/1X2/B - 2903583

### Technical data

#### Input data

Nominal input voltage $U_N$	24 V DC
Input voltage range in reference to $U_N$	0.85 ... 1.1
Typical input current at $U_N$	70 mA DC
Voltage at input/start and feedback circuit	24 V DC
Typical response time	25 ms (man. start)
Typ. starting time with $U_s$	100 ms (automatic start)
Typical release time	10 ms
Concurrence input 1/2	$\infty$
Recovery time	1 s

#### Output data

Contact type	3 enabling current paths 1 signaling current path
Contact material	AgSnO <sub>2</sub>
Maximum switching voltage	250 V AC/DC
Minimum switching voltage	15 V AC/DC
Limiting continuous current	6 A (N/C contact / N/O contact)
Maximum inrush current	6 A
Inrush current, minimum	25 mA
Sq. Total current	$72 \text{ A}^2 (I_{TH}^2 = I_1^2 + I_2^2 + I_3^2)$
Interrupting rating (ohmic load) max.	144 W (24 V DC, $\tau = 0 \text{ ms}$ ) 288 W (48 V DC, $\tau = 0 \text{ ms}$ ) 77 W (110 V DC, $\tau = 0 \text{ ms}$ ) 88 W (220 V DC, $\tau = 0 \text{ ms}$ ) 1500 VA (250 V AC, $\tau = 0 \text{ ms}$ )
Maximum interrupting rating (inductive load)	48 W (24 V DC, $\tau = 40 \text{ ms}$ ) 40 W (48 V DC, $\tau = 40 \text{ ms}$ ) 35 W (110 V DC, $\tau = 40 \text{ ms}$ ) 33 W (220 V DC, $\tau = 40 \text{ ms}$ )
Switching capacity min.	0.4 W
Mechanical service life	approx. $10^7$ cycles
Switching capacity (360/h cycles)	6 A (24 V DC) 5 A (230 V AC)
Output fuse	10 A gL/gG NEOZED (N/O contact) 4 A gL/gG NEOZED (Signaling current path)

#### General

Relay type	Electromechanical relay with forcibly guided contacts in accordance with EN 50205
Nominal operating mode	100% operating factor
Net weight	210.9 g

## Extension module - PSR-SCP-24DC/URML4/3X1/1X2/B - 2903583

### Technical data

#### General

Mounting position	any
Mounting type	DIN rail mounting
Degree of protection	IP20
	IP54
Min. degree of protection of inst. location	IP54
Housing material	Polyamide PA non-reinforced
Housing color	yellow

#### Connection data

Connection method	Screw connection
pluggable	Yes
Conductor cross section solid min.	0.2 mm <sup>2</sup>
Conductor cross section solid max.	2.5 mm <sup>2</sup>
Conductor cross section flexible min.	0.2 mm <sup>2</sup>
Conductor cross section flexible max.	2.5 mm <sup>2</sup>
Conductor cross section AWG min.	24
Conductor cross section AWG max.	12
Stripping length	7 mm
Screw thread	M3

#### Safety-related characteristic data

Stop category	0
Designation	IEC 61508 - High demand
Safety Integrity Level (SIL)	3
Designation	IEC 61508 - Low demand
Safety Integrity Level (SIL)	3
Designation	EN ISO 13849
Performance level (PL)	e
Category	4
Designation	EN 62061
Safety Integrity Level Claim Limit (SIL CL)	3

#### Standards and Regulations

Designation	Air clearances and creepage distances between the power circuits
Standards/regulations	DIN EN 50178/VDE 0160
Rated insulation voltage	250 V
Rated surge voltage/insulation	4 kV / Basic isolation, (safe isolation, reinforced insulation and 6 kV between input circuit and enabling current paths.)
Degree of pollution	2
Overvoltage category	III
Shock	15g
Vibration (operation)	10 Hz ... 150 Hz, 2g

# Extension module - PSR-SCP-24DC/URML4/3X1/1X2/B - 2903583

## Technical data

### Environmental Product Compliance

REACH SVHC	Lead 7439-92-1
China RoHS	Environmentally Friendly Use Period = 50
	For details about hazardous substances go to tab "Downloads", Category "Manufacturer's declaration"

## Approvals

### Approvals

#### Approvals

UL Listed / cUL Listed / Functional Safety / Functional Safety / Functional Safety / UL Listed / cUL Listed / Functional Safety / EAC / EAC

#### Ex Approvals

### Approval details

UL Listed		<a href="http://database.ul.com/cgi-bin/XYV/template/LISEXT/1FRAME/index.htm">http://database.ul.com/cgi-bin/XYV/template/LISEXT/1FRAME/index.htm</a>	FILE E 140324
-----------	--	---	---------------

cUL Listed		<a href="http://database.ul.com/cgi-bin/XYV/template/LISEXT/1FRAME/index.htm">http://database.ul.com/cgi-bin/XYV/template/LISEXT/1FRAME/index.htm</a>	FILE E 140324
------------	--	---	---------------

Functional Safety			01/205/5265.01/17
-------------------	--	--	-------------------


Functional Safety			968/EZ409.02/17
-------------------	--	--	-----------------

Functional Safety			968/EZ409.02/17
-------------------	--	--	-----------------


UL Listed		<a href="http://database.ul.com/cgi-bin/XYV/template/LISEXT/1FRAME/index.htm">http://database.ul.com/cgi-bin/XYV/template/LISEXT/1FRAME/index.htm</a>	FILE E 140324
-----------	--	---	---------------

## Extension module - PSR-SCP-24DC/URML4/3X1/1X2/B - 2903583

### Approvals

cUL Listed		<a href="http://database.ul.com/cgi-bin/XYV/template/LISEXT/1FRAME/index.htm">http://database.ul.com/cgi-bin/XYV/template/LISEXT/1FRAME/index.htm</a>	FILE E 140324
------------	---	---	---------------

Functional Safety			01/205/5265.01/17
-------------------	---	--	-------------------

EAC			RU C- DE.A*30.B.01082
-----	---	--	--------------------------

EAC			RU C- DE.A*30.B.01082
-----	---	--	--------------------------

Phoenix Contact 2019 © - all rights reserved  
<http://www.phoenixcontact.com>

PHOENIX CONTACT GmbH & Co. KG  
Flachsmarktstr. 8  
32825 Blomberg  
Germany  
Tel. +49 5235 300  
Fax +49 5235 3 41200  
<http://www.phoenixcontact.com>