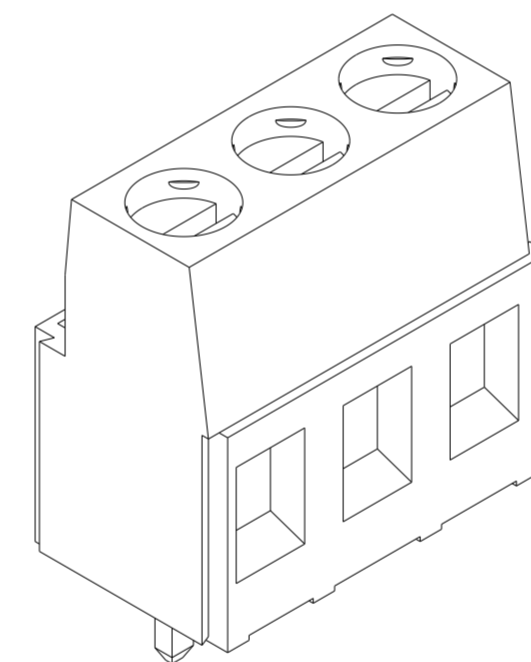
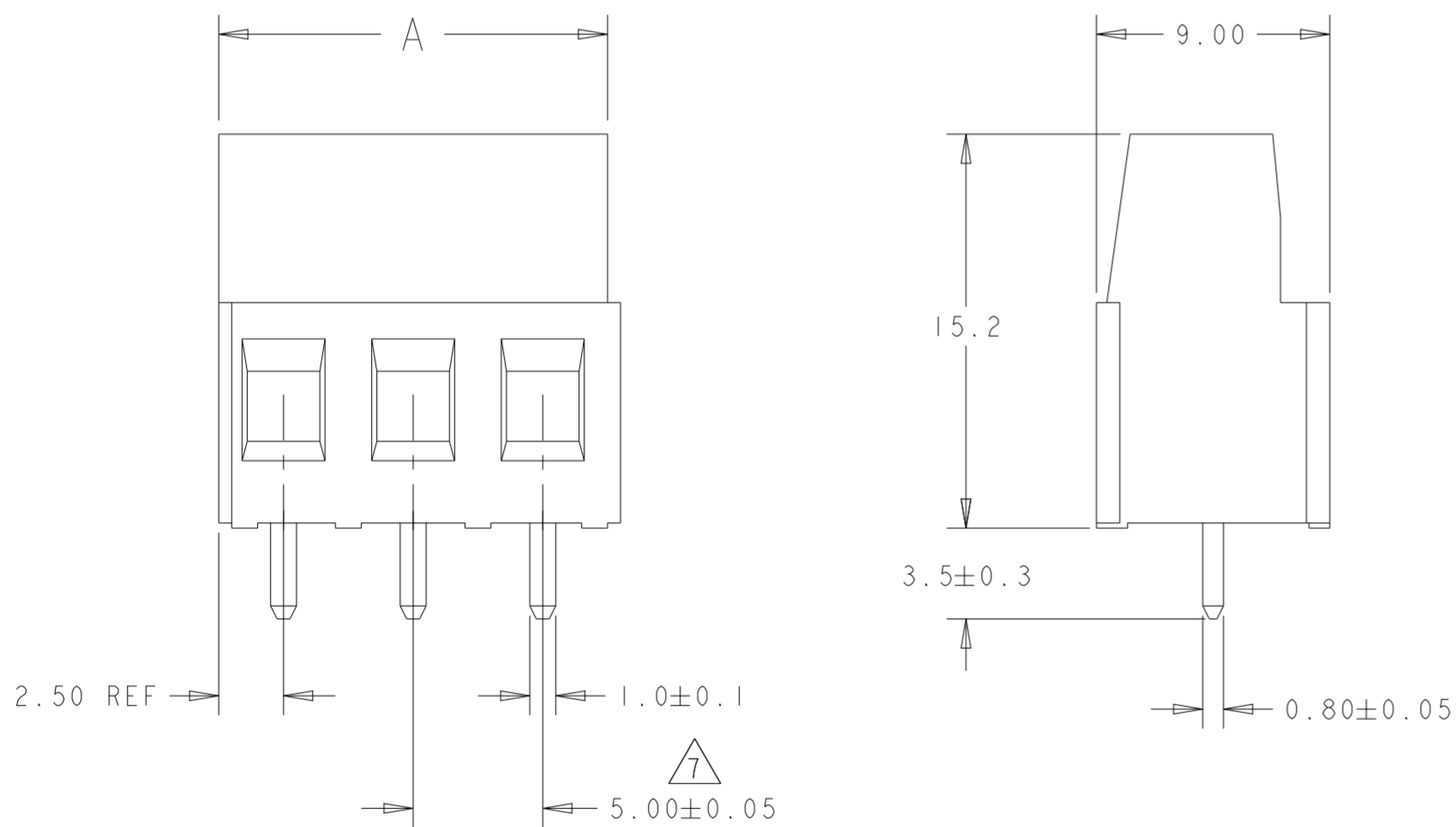
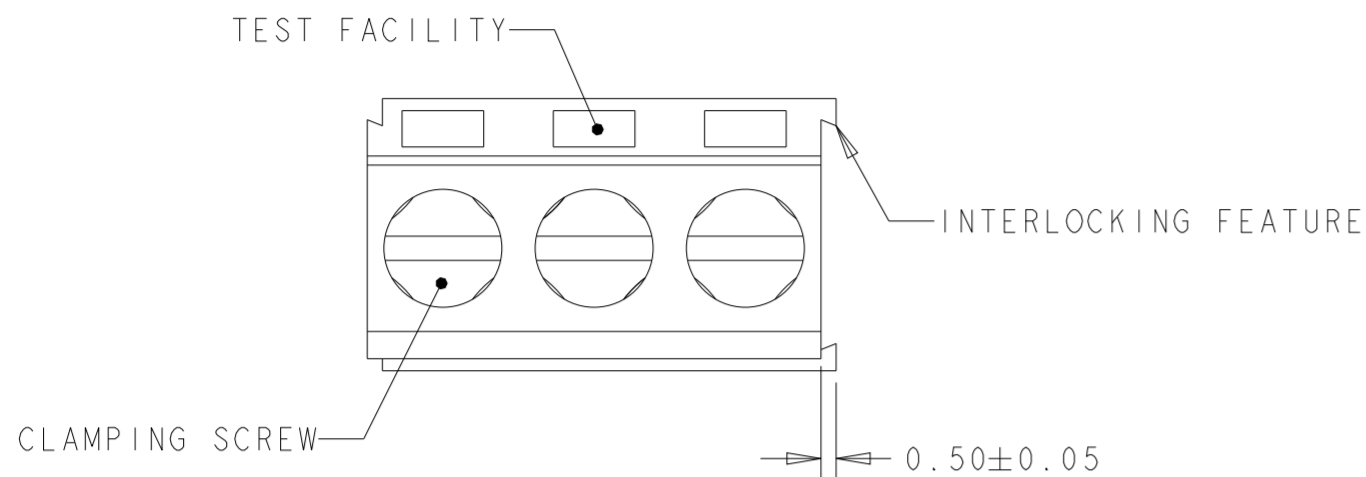
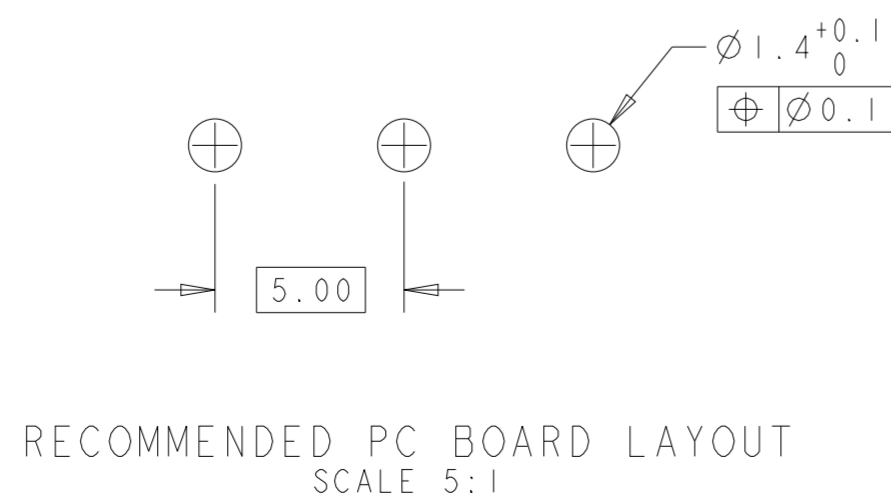


P	LTR	DESCRIPTION	DATE	DWN	APVD
B		REVISED PER 0G3B-0661-01	11APR2002	EZ	DB
C		REVISED EC 0G3B-0211-04	05MAR2004	SW	CR
C1		REVISED PER ECO-11-005294	21OCT2021	RK	HMR
C2		PART STATUS UPDATED	21OCT2021	SCB	SS

1. MATERIALS AND FINISH:
HOUSING: PA 6-6, UL 94-V0, COLOR:BLUE.
CLAMP: BRASS, NICKEL PLATED.
TERMINAL: BRASS, TIN PLATED.
CLAMPING SCREW: M3, BRASS, NICKEL PLATED.
2. SUITABLE FOR 1,6-2,4mm. PCB THICKNESS.
3. END-TO-END STACKABLE W/INTERLOCK WITHOUT LOSS OF CENTERLINE SPACING.
4. WIRE SIZE RANGE: 12-30 AWG
5. RECOGNIZED UNDER THE COMPONENT PROGRAM OF UNDERWRITERS LABORATORIES INC. FILE No E60677.
6. IMQ CERTIFICATE WITH SURVEILLANCE IN CONFORMITY WITH IEC 998-1/998-2-1.
7. NOT CUMULATIVE TOLERANCE.
8. BUCHANAN LOGO TO APPEAR ON HOUSING, LOCATION OPTIONAL, WHERE SPACE PERMITS.
9. PARTS INK MARKED OR HOT STAMPED WHITE.



796681-3 AS SHOWN



OBSOLETE	SEE SHEET 3	80.00	16	4-796681-3	
	SEE SHEET 3	80.00	16	4-796681-2	
	SEE SHEET 3	80.00	16	4-796681-1	
	SEE SHEET 3	80.00	16	4-796681-0	
	SEE SHEET 3	80.00	16	3-796681-9	
	SEE SHEET 3	80.00	16	3-796681-8	
	SEE SHEET 2	60.00	12	3-796681-7	
	SEE SHEET 2	60.00	12	3-796681-6	
	SEE SHEET 2	60.00	12	3-796681-5	
	SEE SHEET 2	60.00	12	3-796681-4	
	SEE SHEET 2	45.00	9	3-796681-3	
	SEE SHEET 2	45.00	9	3-796681-2	
	SEE SHEET 2	10.00	2	3-796681-1	
	SEE SHEET 2	10.00	2	3-796681-0	
	-	125.00	25	2-796681-5	
-	120.00	24	2-796681-4		
-	115.00	23	2-796681-3		
-	110.00	22	2-796681-2		
-	105.00	21	2-796681-1		
-	100.00	20	2-796681-0		
-	95.00	19	1-796681-9		
-	90.00	18	1-796681-8		
-	85.00	17	1-796681-7		
-	80.00	16	1-796681-6		
-	75.00	15	1-796681-5		
-	70.00	14	1-796681-4		
-	65.00	13	1-796681-3		
-	60.00	12	1-796681-2		
OBSOLETE	-	55.00	11	1-796681-1	
-	-	50.00	10	1-796681-0	
-	-	45.00	9	796681-9	
OBSOLETE	-	40.00	8	796681-8	
-	-	35.00	7	796681-7	
-	-	30.00	6	796681-6	
-	-	25.00	5	796681-5	
-	-	20.00	4	796681-4	
-	-	15.00	3	796681-3	
-	-	10.00	2	796681-2	
MARKING		9	A	POSN	PART NUMBER

THIS DRAWING IS A CONTROLLED DOCUMENT.

DWN: S. WELDON 22AUG2001
CHK: D. BIEVENOUR 22AUG2001
APVD: D. BIEVENOUR 22AUG2001

STE TE Connectivity

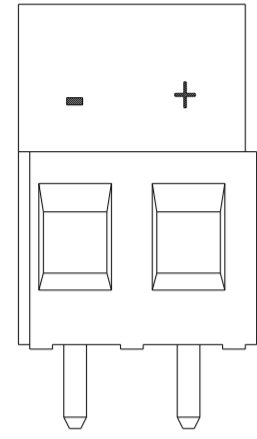
NAME: TERMINAL BLOCK PCB MOUNT W/INTERLOCK, 5.0mm PITCH

SIZE: A2 CAGE CODE: 00779 DRAWING NO: C-796681

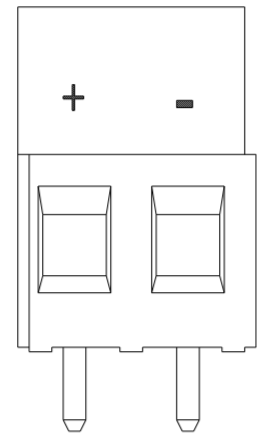
MATERIAL: DIMENSIONS: mm TOLERANCES UNLESS OTHERWISE SPECIFIED: 0 PLC ±0, 1 PLC ±.3, 2 PLC ±.25, 3 PLC ±0, 4 PLC ±0 ANGLES ±2° FINISH

CUSTOMER DRAWING SCALE: 5:1 SHEET 1 OF 3 REV C2

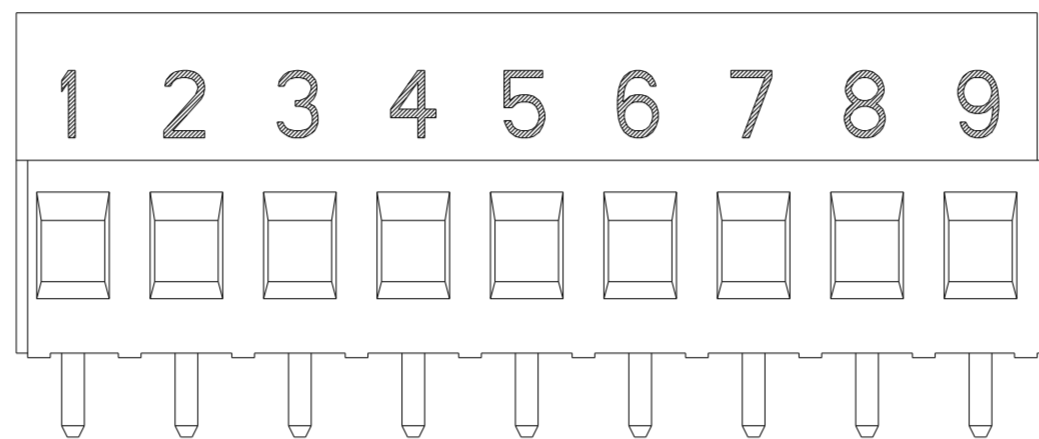
P	LTR	DESCRIPTION	DATE	DWN	APVD
-	-	SEE SHEET 1	-	-	-



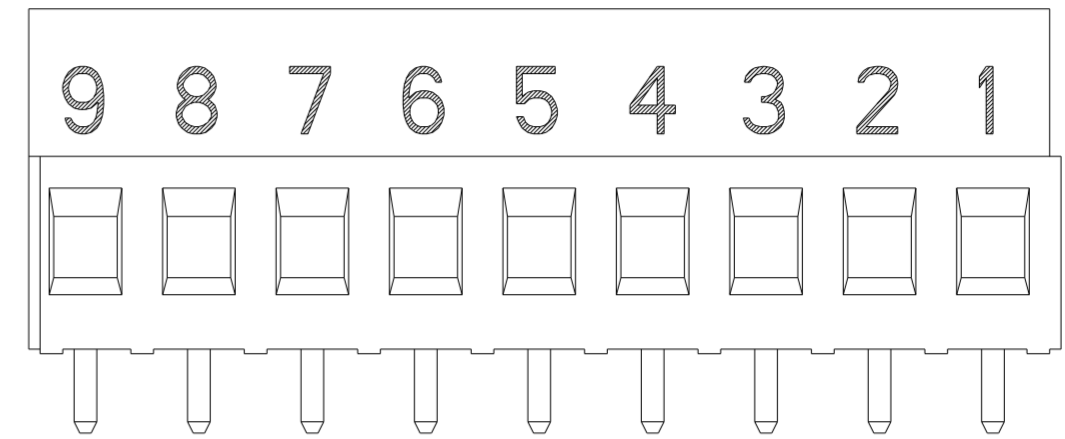
3-796681-0 AS SHOWN
SCALE 3:1



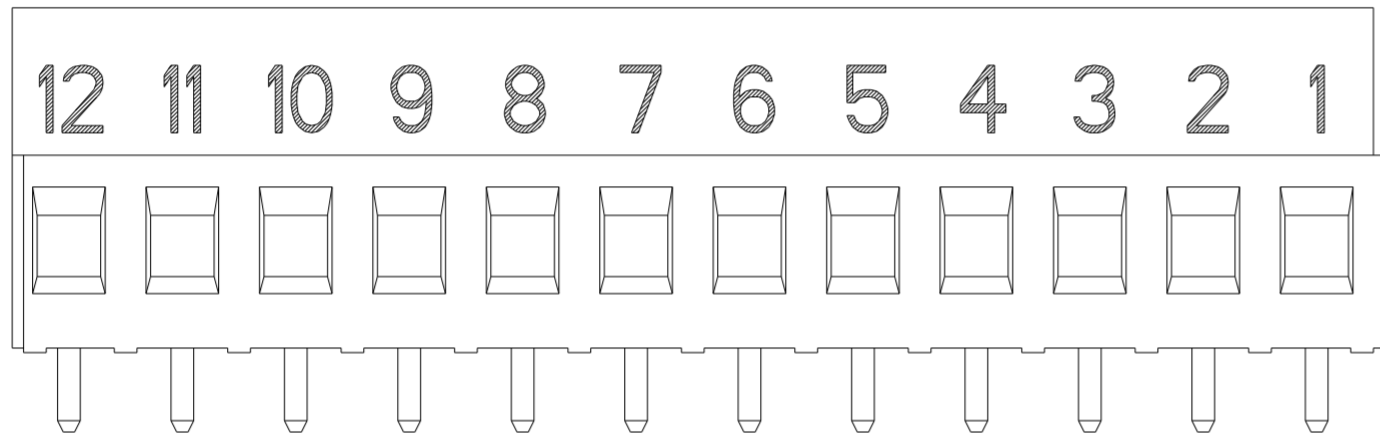
3-796681-1 AS SHOWN
SCALE 3:1



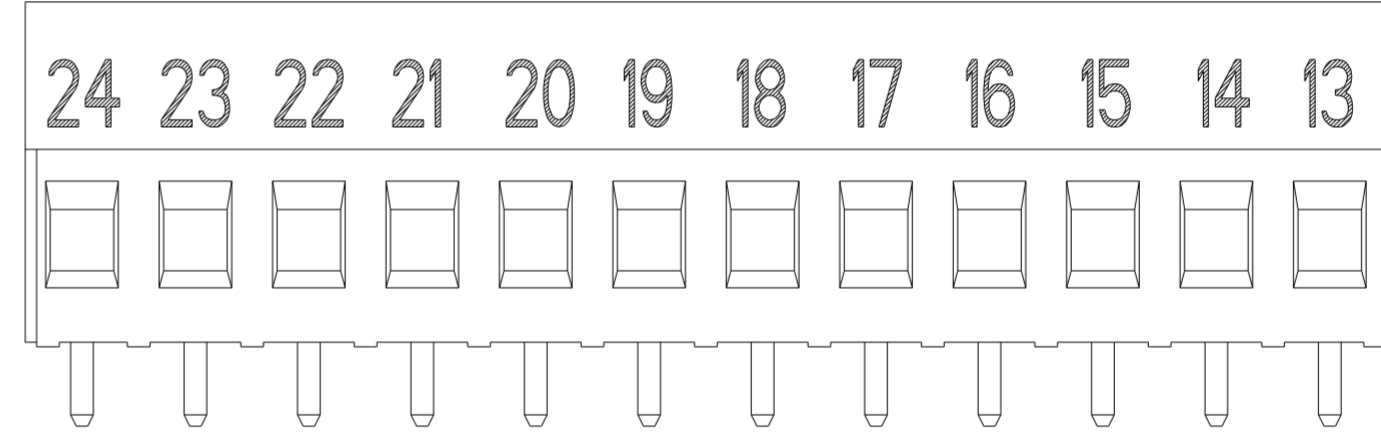
3-796681-2 AS SHOWN
SCALE 3:1



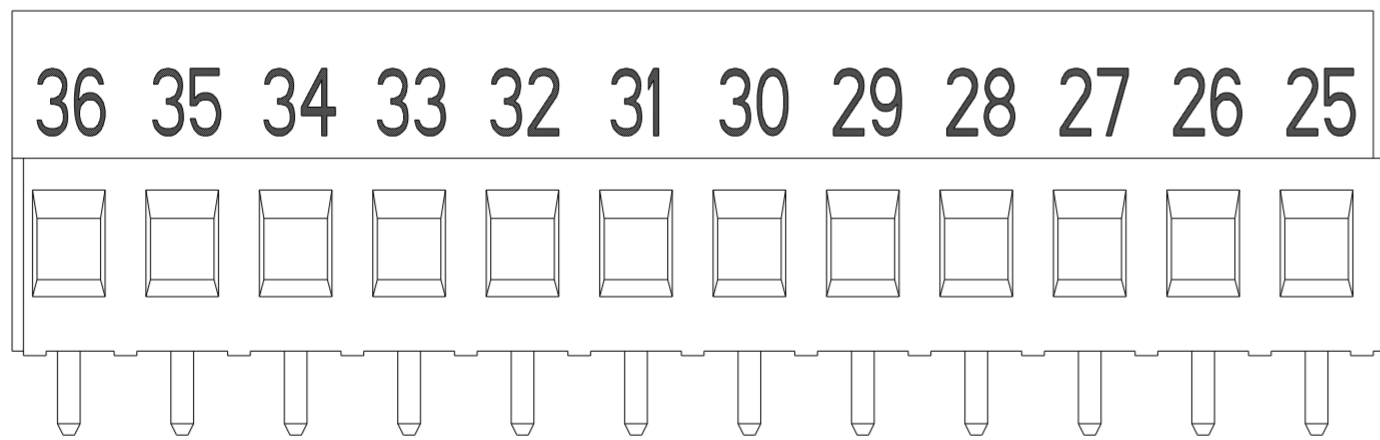
3-796681-3 AS SHOWN
SCALE 3:1



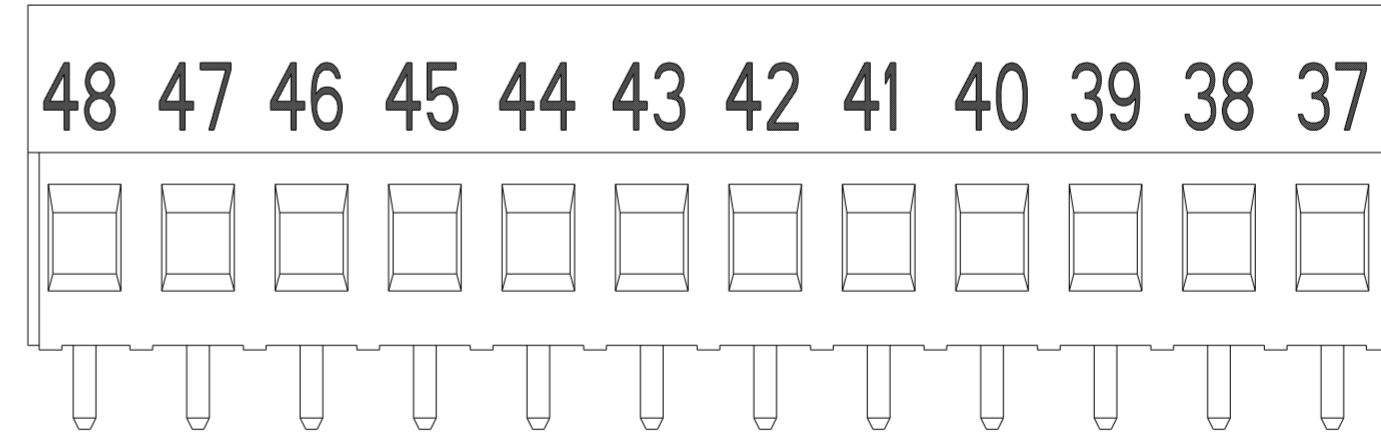
3-796681-4 AS SHOWN
SCALE 3:1




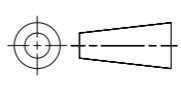
3-796681-5 AS SHOWN
SCALE 3:1



3-796681-6 AS SHOWN
SCALE 3:1

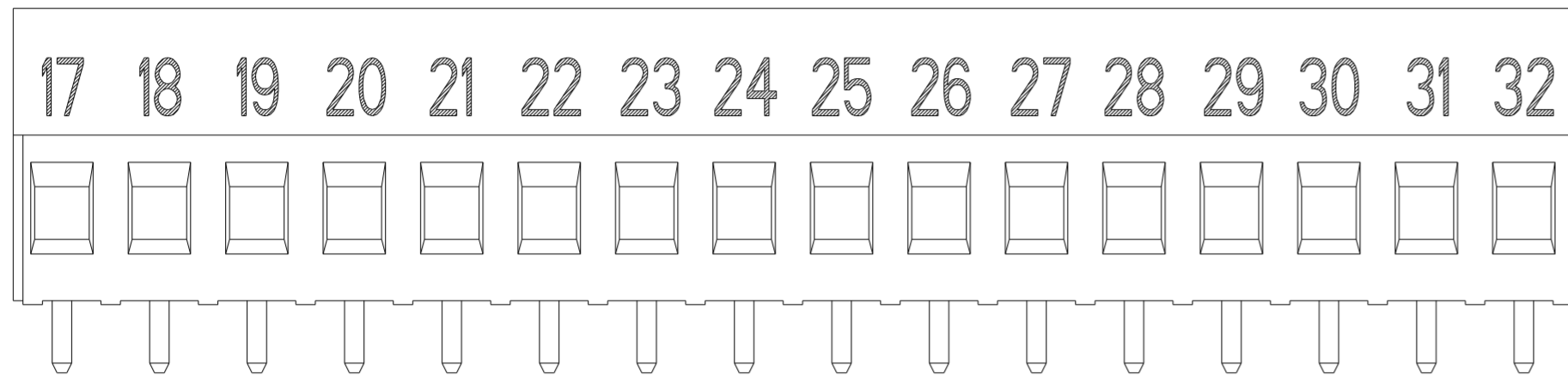


3-796681-7 AS SHOWN
SCALE 3:1

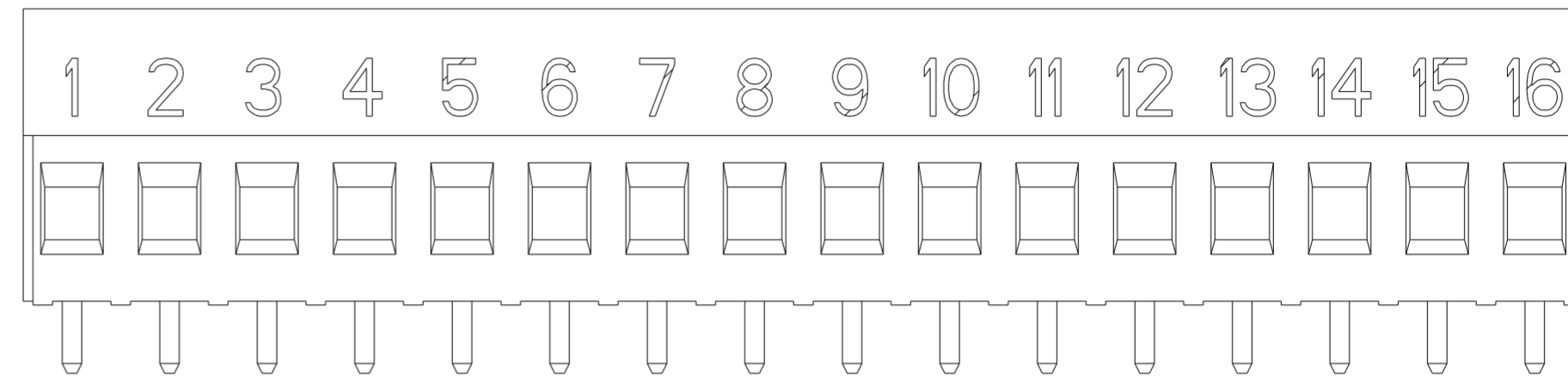
THIS DRAWING IS A CONTROLLED DOCUMENT.		DWN S. WELDON 22AUG2001	 TE Connectivity	
DIMENSIONS: mm		CHK D. BIEVENOUR 22AUG2001		
TOLERANCES UNLESS OTHERWISE SPECIFIED:		APVD D. BIEVENOUR 22AUG2001	NAME TERMINAL BLOCK PCB MOUNT W/INTERLOCK, 5.0mm PITCH	
 0 PLC ±0 1 PLC ±3 2 PLC ±.25 3 PLC ±0 4 PLC ±0 ANGLES ±2° FINISH		PRODUCT SPEC -	SIZE A2	CAGE CODE 00779
MATERIAL		APPLICATION SPEC -	DRAWING NO C-796681	RESTRICTED TO -
		WEIGHT -	SCALE 5:1 SHEET 2 OF 3 REV C2	
		CUSTOMER DRAWING		

REVISIONS

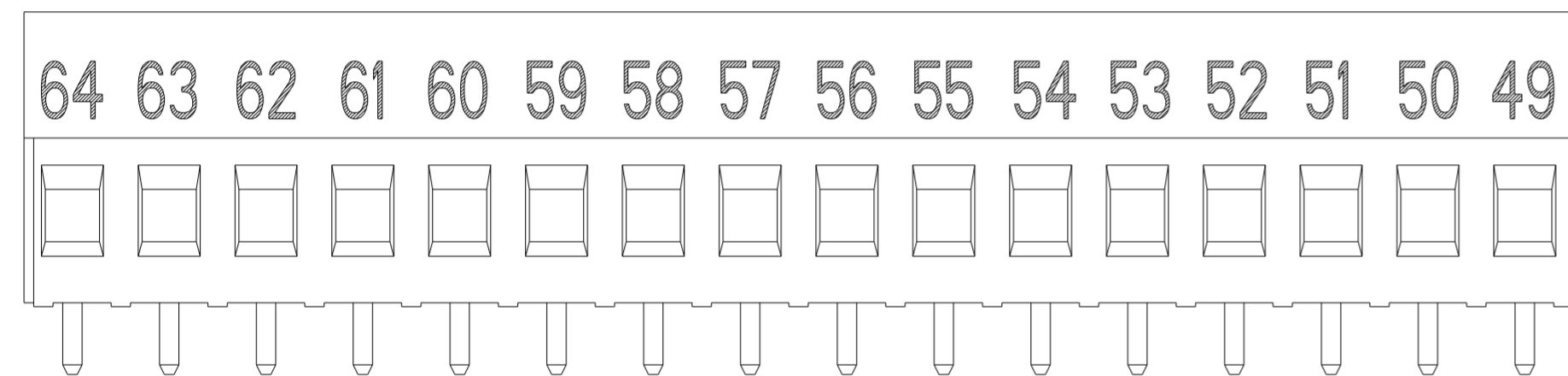
P	LTR	DESCRIPTION	DATE	DWN	APVD
-		SEE SHEET 1	-	-	-



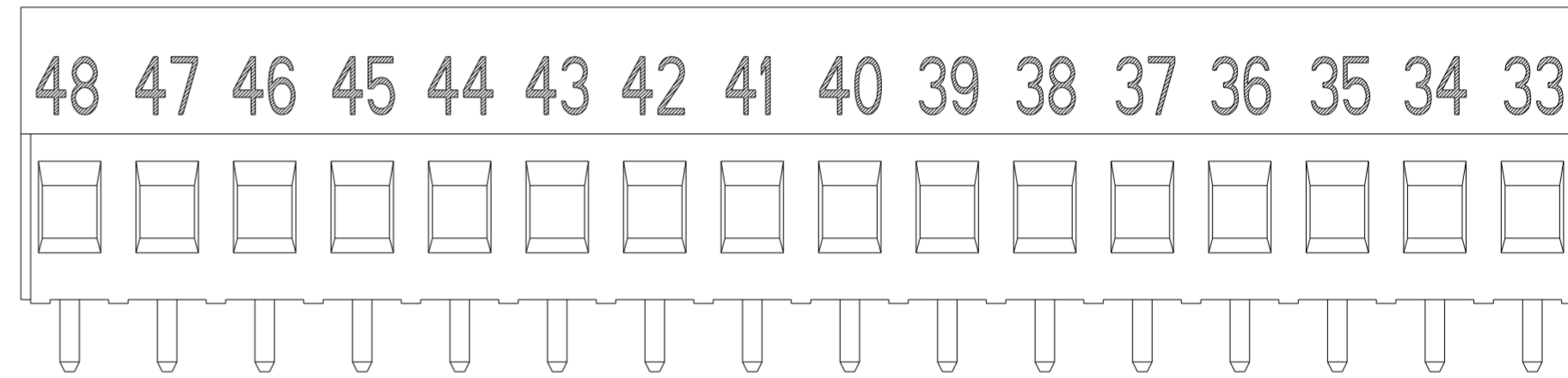
3-796681-8 AS SHOWN
SCALE 3:1



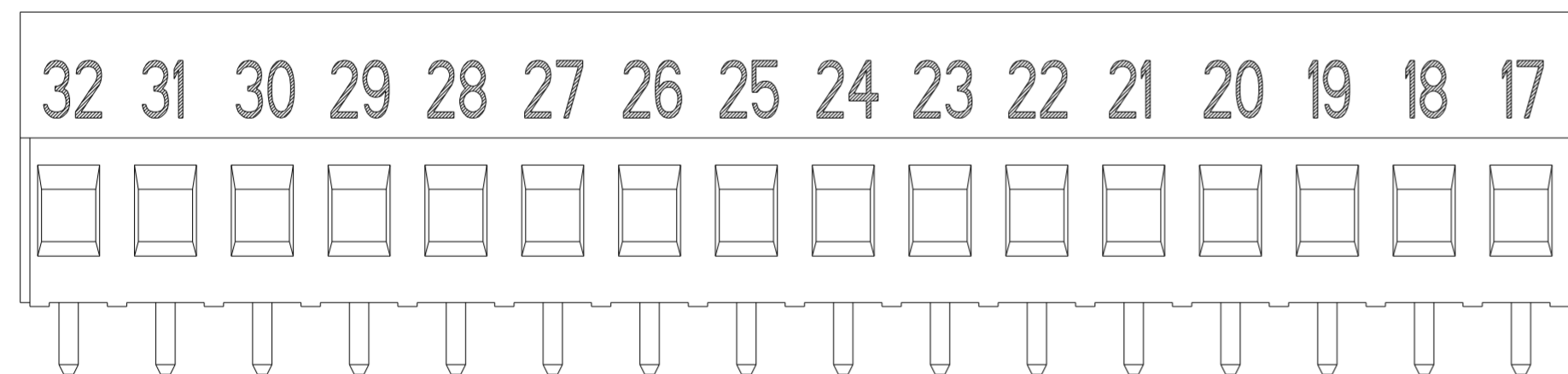
3-796681-9 AS SHOWN
SCALE 3:1



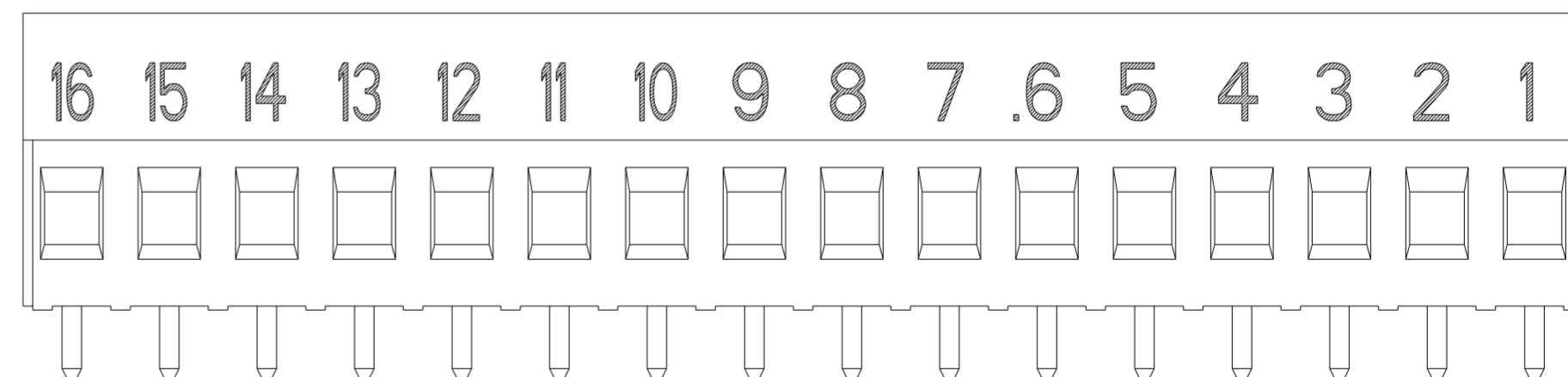
4-796681-0 AS SHOWN
SCALE 3:1




4-796681-1 AS SHOWN
SCALE 3:1



4-796681-2 AS SHOWN
SCALE 3:1



4-796681-3 AS SHOWN
SCALE 3:1

THIS DRAWING IS A CONTROLLED DOCUMENT.		DWN S. WELDON 22AUG2001	 TE Connectivity	
DIMENSIONS: mm		CHK D. BIEVENOUR 22AUG2001		
TOLERANCES UNLESS OTHERWISE SPECIFIED:		APVD D. BIEVENOUR 22AUG2001	NAME TERMINAL BLOCK PCB MOUNT W/INTERLOCK, 5.0mm PITCH	
0 PLC ±0 1 PLC ±3 2 PLC ±.25 3 PLC ±0 4 PLC ±0 ANGLES ±2° FINISH		PRODUCT SPEC -	SIZE A200779	
MATERIAL		APPLICATION SPEC -	DRAWING NO C-796681	
		WEIGHT -	RESTRICTED TO -	
		CUSTOMER DRAWING	SCALE 5:1	SHEET 3 OF 3
			REV C2	