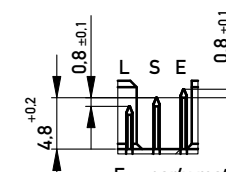
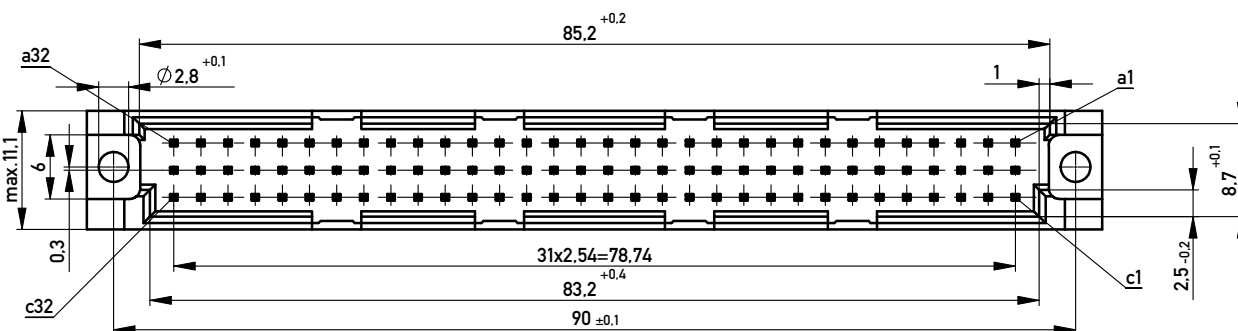


Stecklänge / mating length

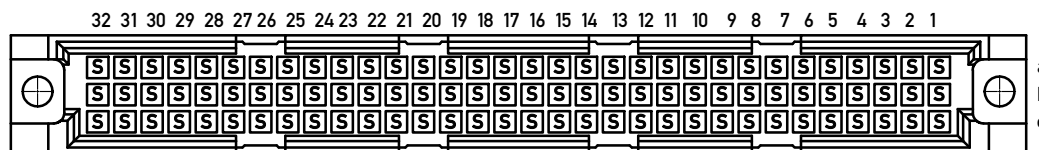


E = early mate, late break / voreilend  
S = standard  
L = late mate, early break / nacheilend



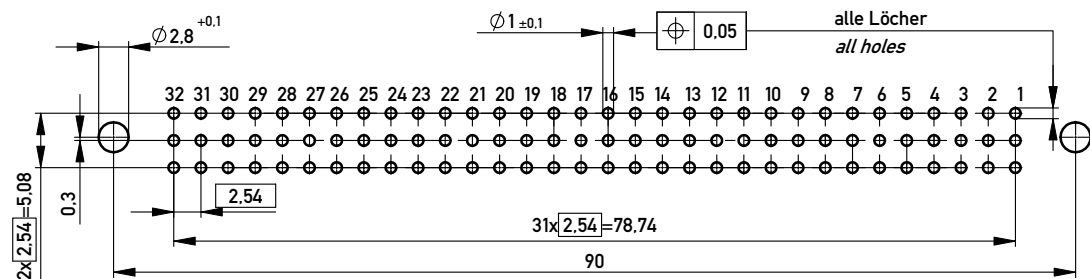
Lötanschluß 0,6x0,6mm /  
Solder Terminal 0,6x0,6mm  
Isolierwerkstoff / housing material : PBT GF 30  
Bauart 4 / type 4  
Anforderungsstufe 2 = 400 Steckzyklen / performance class 2 = 400 mating cycles  
Fehlende Maße und Angaben nach IEC 60 603-2 / DIN EN 60 603-2  
Missing information and dimensions per IEC 60 603-2 / DIN EN 60 603-2

Bestückungsplan / contact layout



Bedruckung siehe Zeichnung 294905  
Marking see drawing 294905

Leiterplatten-Lochbild / PCB drillhole pattern



Copyright by ERNI GmbH.  
Proprietary notice pursuant to ISO 16106 to be observed.

Information:		Tolerances		Scale 2:1	
All rights reserved. Only for Information. To ensure that this is the latest version of this drawing, please contact one of the ERNI companies before using.		All Dimensions in mm		Designation	
		Subject to modification without prior notice. Drawing will not be updated.		Messleiste R 96 Löt Male Connector R 96 Solder	
		www.ERNI.com		374000	
B	15.02.2010			I	
Index	Date			A3	
				Class	STVR