



LP-HBX-N Series

- *DC Blocked for Maximum Surge Protection*
- *Multi-Strike Capability*
- *Broadband Performance from 100MHz up to 700MHz*
- *Exceptional RF Characteristics*
- *High Power Design for Single & Multi Channel Applications*



Lightning and Surge Protection for The 21st Century™

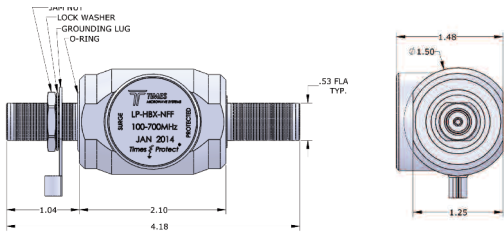
The **Times Protect®** LP-HBX-N series high performance surge arrester series addresses applications in the 100MHz-700MHz spectrum. Our unique DC blocking technology employed in this design provides optimum isolation of the antenna port from the protected equipment port for maximum surge protection. LP-HBX-N series surge protectors have exceptional RF performance and are constructed from the highest quality materials for unsurpassed durability and longevity. These units meet and surpass all applicable industry standards.

The LP-HBX-N series product family is available with N connector configurations to satisfy various installation requirements.

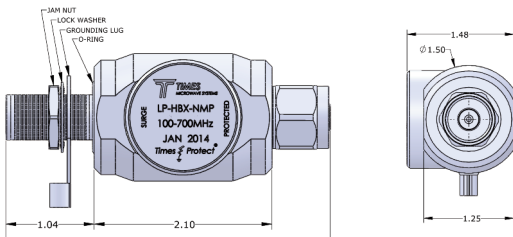
LP-HBX-N Series:

- LP-HBX-NFF
N Female connectors on surge and protected sides
- LP-HBX-NMP
N Male connector on protected side with N Female connector on surge side
- LP-HBX-NMS
N Male connector on surge side with N Female connector on protected side

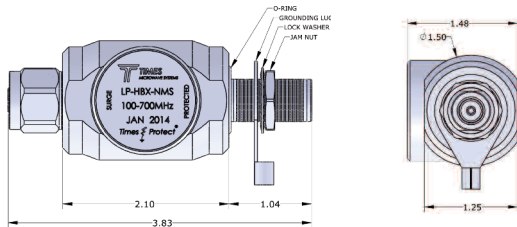




- LP-HBX-NFF
100-700MHz DC Blocked N Type F/F

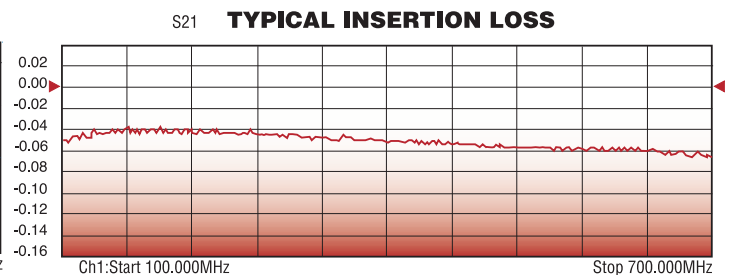
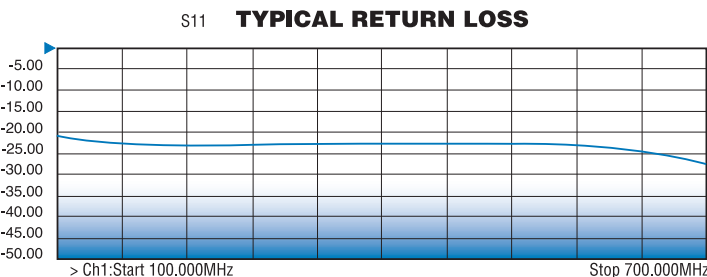


- LP-HBX-NMP
100-700MHz DC Blocked N Type M on Protected



- LP-HBX-NMS
100-700MHz DC Blocked N Type M on Surge

*All dimensions shown in inches



| Electrical Specifications | |
|---------------------------|--|
| Impedance | 50 Ω |
| Frequency Range | 100-700 MHz |
| VSWR/Return Loss | <1.15:1 / <-23dB |
| Insertion Loss | < 0.1dB |
| Impulse Discharge Current | 20KA multiple (8x20μs wave-form) |
| Residual Pulse Voltage | <5V@6kV/3kA (8x20μs wave-form) |
| Energy Throughput Rating | <1.4μJ (6kV/3kA 1.2x50/8x20μs wave-form) |
| Power Handling | 750 Watts |
| Protection Circuit | DC Blocked |

| Mechanical / Environmental Specifications | |
|---|---------------------------------|
| Temp Range Storage/Operating | -40°C - +85°C / -40°C - +50°C |
| Weatherization | IP 65 |
| Thermal Shock | US MIL-STD 202, Meth.107,Cond.B |
| Vibration | US MIL-STD 202, Meth.204,Cond.B |
| Shock | US MIL-STD 202, Meth.213,Cond.I |
| RoHS Compliant | Yes |
| Mating Life Cycle | > 500 |
| Recommended Coupling Nut Torque | 7 to 10 in-lb |
| Unit Weight | 0.2kg/pc / 0.4lb |

| Material Specifications | | |
|-------------------------|-----------------|--------------|
| Component | Material | Plating |
| Body | Aluminum | White Bronze |
| Inner Conductor Male | Brass | Silver |
| Inner Conductor Female | Phosphor Bronze | Silver |
| Coupling Nut | Brass | White Bronze |
| Insulator | PTFE | -- |
| O-Ring | Silicone Rubber | -- |



World Headquarters: 358 Hall Avenue, Wallingford, CT 06492 • Tel: 203-949-8400, 1-800-867-2629 • Fax: 203-949-8423

International Sales: 4 School Brae, Dysart, Kirkcaldy, Fife, Scotland KY1 2XB UK • Tel: +44(0)1592655428

China Sales: No. 318 Yuan Shan Road, Shanghai 201108 China • Tel: 86-21-51761234 • Fax: 86-21-64424098

www.timesmicrowave.com

LP-HBX-N 02/14