

Analog Devices Welcomes Hittite Microwave Corporation

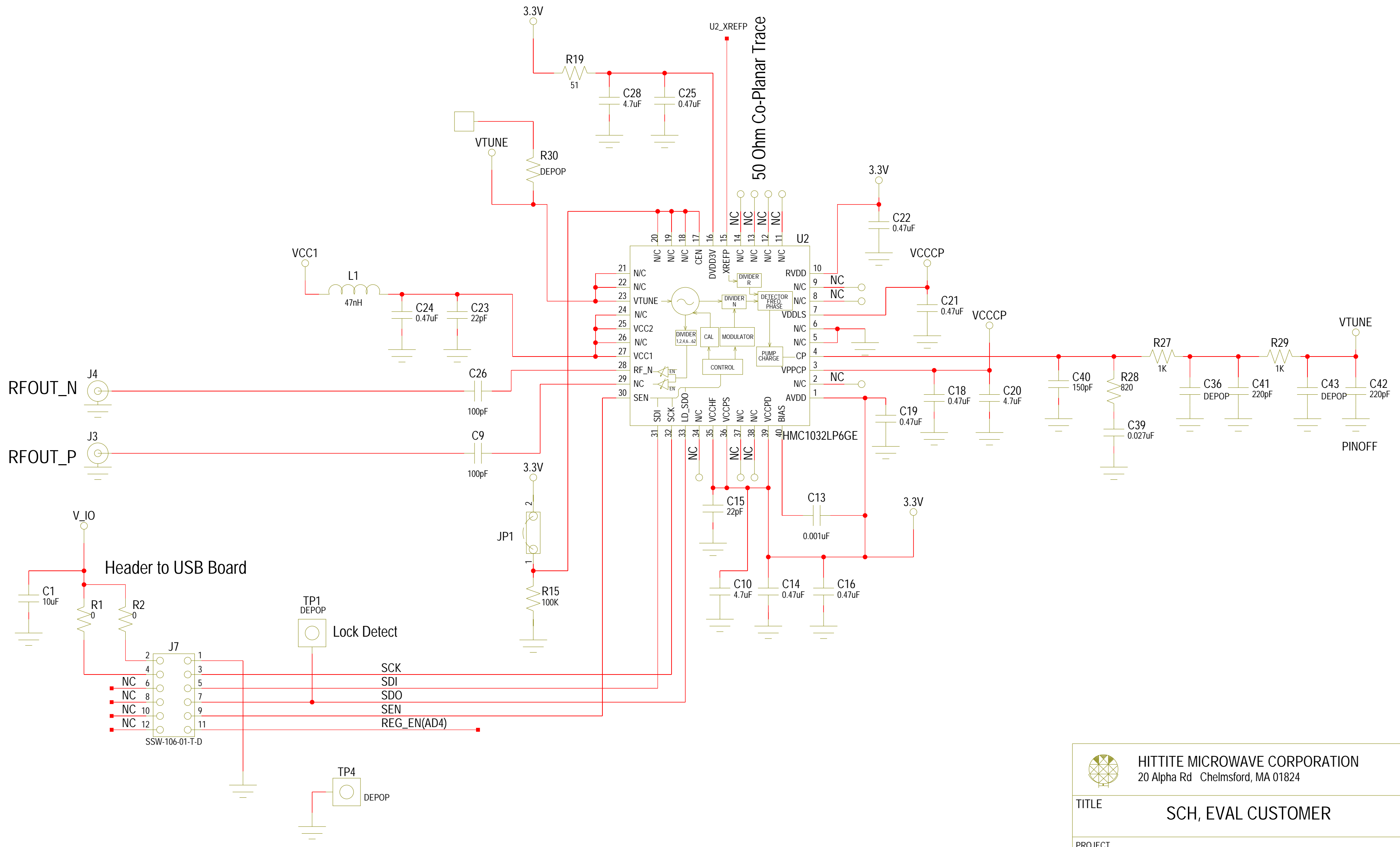
NO CONTENT ON THE ATTACHED DOCUMENT HAS CHANGED




THIS PAGE INTENTIONALLY LEFT BLANK

REVISIONS					
REV	ECN#	ZONE	DESCRIPTION	NAME	DATE
D	CP120346	----	CHANGE AS PER CP120346	D. ACEVAL	04/09/2012
E	CP121059	----	CHANGE AS PER CP121059	V. VADUVA	10/04/2012

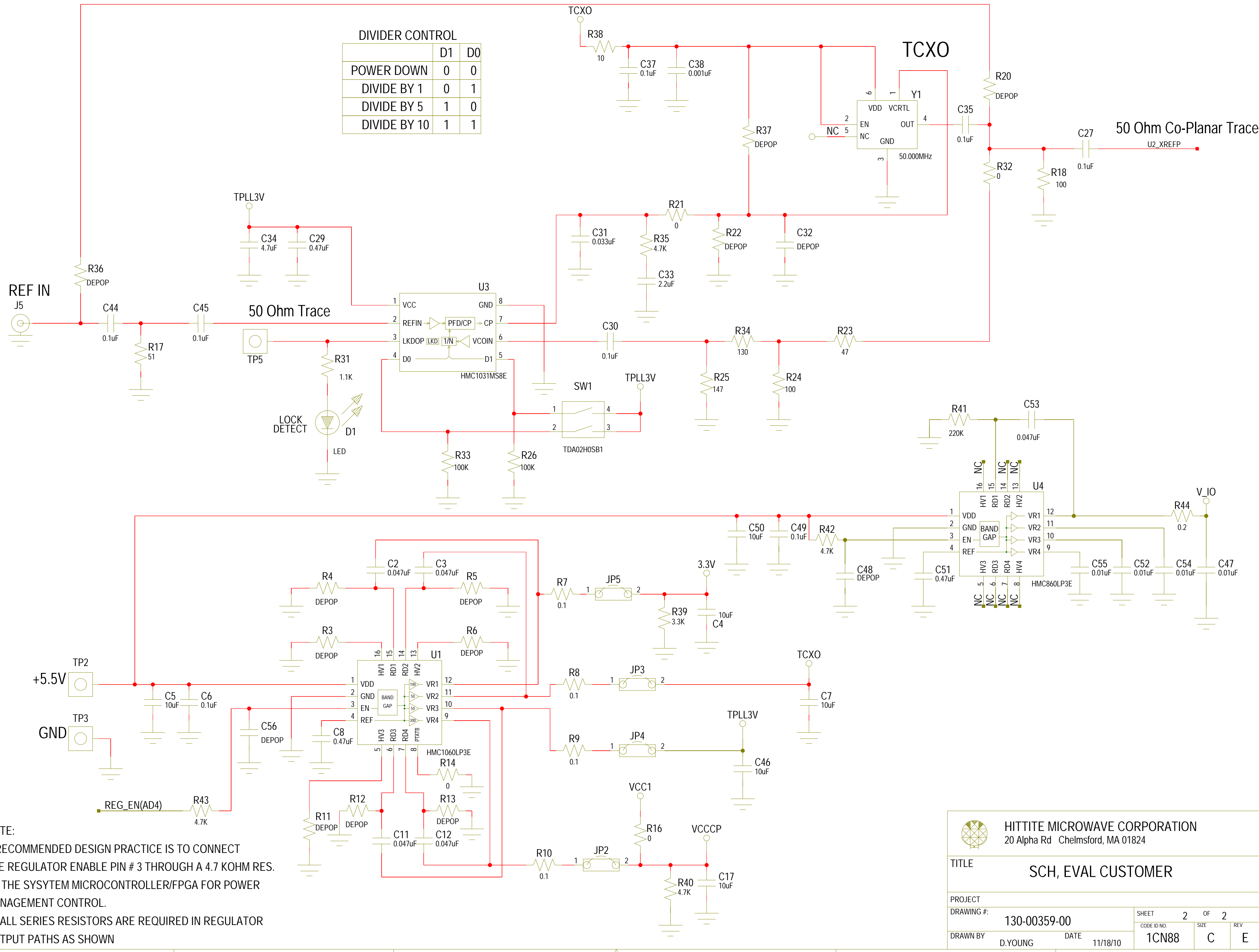
NOTICE OF PROPRIETARY PROPERTY: THIS DOCUMENT AND THE INFORMATION CONTAINED IN IT ARE THE PROPRIETARY PROPERTY OF HITTITE MICROWAVE CORPORATION. IT MAY NOT BE COPIED OR USED IN ANY MANNER NOR MAY ANY OF THE INFORMATION IN OR UPON IT BE USED FOR ANY PURPOSE WITHOUT THE EXPRESSED WRITTEN CONSENT OF AN AUTHORIZED AGENT OF HITTITE MICROWAVE CORPORATION.



 HITTITE MICROWAVE CORPORATION 20 Alpha Rd Chelmsford, MA 01824				
TITLE SCH, EVAL CUSTOMER				
PROJECT DRAWING #: 130-00359-00				
DRAWN BY		DATE		SHEET
D.YOUNG		11/18/10		1 OF 2
CODE ID NO.		SIZE		REV
1CN88		C		E

DIVIDER CONTROL

	D1	D0
POWER DOWN	0	0
DIVIDE BY 1	0	1
DIVIDE BY 5	1	0
DIVIDE BY 10	1	1



NOTE:
 A RECOMMENDED DESIGN PRACTICE IS TO CONNECT THE REGULATOR ENABLE PIN # 3 THROUGH A 4.7 KOHM RES. TO THE SYSYEM MICROCONTROLLER/FPGA FOR POWER MANAGEMENT CONTROL.
 SMALL SERIES RESISTORS ARE REQUIRED IN REGULATOR OUTPUT PATHS AS SHOWN

HITTITE MICROWAVE CORPORATION 20 Alpha Rd Chelmsford, MA 01824		TITLE	
		SCH, EVAL CUSTOMER	
PROJECT		DRAWING #:	
		130-00359-00	
DRAWN BY		DATE	SHEET
D.YOUNG		11/18/10	2 OF 2
		CODE ID NO.	SIZE
		1CN88	C
		REV	E