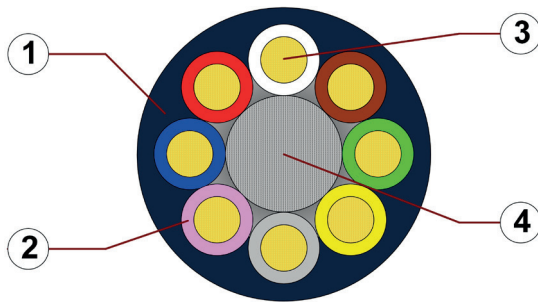


Data sheet

chainflex® CF98








Control cable (Class 7.5.4.2) ● For heaviest duty applications and especially small radii down to 4 x d ● TPE outer jacket ● Oil and bio-oil resistant ● PVC and halogen-free ● Low-temperature-flexible ● Hydrolysis and microbe-resistant



1. Outer jacket: Pressure extruded, gusset-filling, halogen-free TPE mixture
2. Core insulation: Mechanically high-quality TPE mixture
3. Conductor: Conductor consisting of a highly flexible special alloy
4. Strain relief: Tensile stress-resistant centre element

Example image
For detailed overview please see design table

Cable structure

	Conductor	Conductor consisting of a highly flexible special alloy.
	Core insulation	Mechanically high-quality TPE mixture.
	Core structure	Cores wound in a layer with especially short pitch length.
	Core identification	Colour code in accordance with DIN 47100. CF98.02.03.INI: brown, blue, black CF98.03.04.INI: brown, blue, black, white
	Outer jacket	Low-adhesion, extremely abrasion-resistant and highly flexible TPE mixture, adapted to suit the requirements in e-chains®. Colour: Steel-blue (similar to RAL 5011) Printing: white

„00000 m“* igus chainflex CF98.--.---① -----② 300/500V EAC CE UKCA
RoHS-II conform www.igus.de +++ chainflex cable works +++

* Length printing: Not calibrated. Only intended as an orientation aid.
① / ② Cable identification according to Part No. (see technical table).
Example: ... chainflex CF98.01.02 2x0.14 300 V/300 V ...



igus 36-month chainflex cable guarantee and service life calculator based on 2 billion test cycles per year



Example image







Data sheet

chainflex® CF98



Control cable (Class 7.5.4.2) ● For heaviest duty applications and especially small radii down to 4 x d ● TPE outer jacket ● Oil and bio-oil resistant ● PVC and halogen-free ● Low-temperature-flexible ● Hydrolysis and microbe-resistant

Dynamic information

	Bend radius	e-chain® linear flexible fixed	minimum 4 x d minimum 4 x d minimum 3 x d
	Temperature	e-chain® linear flexible fixed	-35 °C up to +90 °C -50 °C up to +90 °C (following DIN EN 60811-504) -55 °C up to +90 °C (following DIN EN 50305)
	v max.	unsupported gliding	10 m/s 6 m/s
	a max.		100 m/s ²
	Travel distance		Short, very fast applications with small radii and tight design space, Class 5
	Torsion		± 90°, with 1 m cable length, Class 2



These values are based on specific applications or tests. They do not represent the limit of what is technically feasible.

Guaranteed service life according to guarantee conditions

Double strokes	20 million	30 million	40 million
Temperature, from/to [°C]	R min. [factor x d]	R min. [factor x d]	R min. [factor x d]
-35/-25	5	6	7
-25/+80	4	5	6
+80/+90	5	6	7

Minimum guaranteed service life of the cable under the specified conditions.
The installation of the cable is recommended within the middle temperature range.

Electrical information

	Nominal voltage	300/300 V
	Testing voltage	1500 V



igus 36-month chainflex cable guarantee and service life calculator based on 2 billion test cycles per year



Example image














Data sheet

chainflex® CF98



Control cable (Class 7.5.4.2) ● For heaviest duty applications and especially small radii down to 4 x d ● TPE outer jacket ● Oil and bio-oil resistant ● PVC and halogen-free ● Low-temperature-flexible ● Hydrolysis and microbe-resistant

Properties and approvals

	UV resistance	High
	Oil resistance	Oil-resistant (following DIN EN 60811-404), bio-oil-resistant (following VDMA 24568 with Plantocut 8 S-MB tested by DEA), Class 4
	Silicone-free	Free from silicone which can affect paint adhesion (following PV 3.10.7 – status 1992)
	Halogen-free	Following DIN EN 60754
	UL verified	Certificate No. B129699: „igus 36-month chainflex cable guarantee and service life calculator based on 2 billion test cycles per year“
	EAC	Certificate No. RU C-DE.ME77.B.00300/19
	REACH	In accordance with regulation (EC) No. 1907/2006 (REACH)
	Lead-free	Following 2011/65/EC (RoHS-II/RoHS-III)
	Cleanroom	According to ISO Class 1. The outer jacket material of this series complies with CF9.15.07 - tested by IPA according to standard DIN EN ISO 14644-1
	CE	Following 2014/35/EU
	UKCA	In accordance with the valid regulations of the United Kingdom (as at 08/2021)



igus 36-month chainflex cable guarantee and service life calculator based on 2 billion test cycles per year



Example image

Data sheet

chainflex® CF98



Control cable (Class 7.5.4.2) ● For heaviest duty applications and especially small radii down to $4 \times d$ ● TPE outer jacket ● Oil and bio-oil resistant ● PVC and halogen-free ● Low-temperature-flexible ● Hydrolysis and microbe-resistant

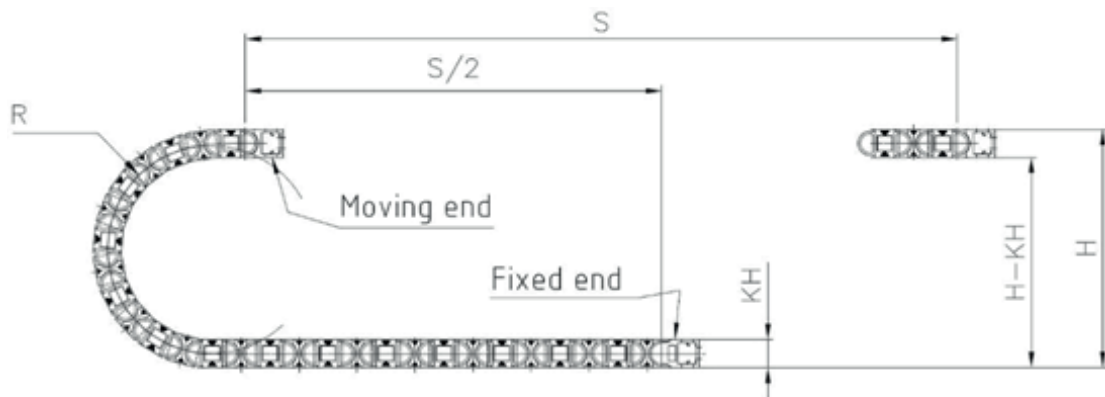


Example image

igus® chainflex® CF98

Typical lab test setup for this cable series

Test bend radius R	approx. 15 - 28 mm
Test travel S	approx. 1 - 15 m
Test duration	minimum 2 - 4 million double strokes
Test speed	approx. 0.5 - 2 m / s
Test acceleration	approx. 0.5 - 1.5 m / s ²



Typical application areas

- For heaviest duty applications and especially small radii down to $4 \times d$, Class 7
- Especially for short, very fast applications with small radii and restricted installation space, Class 5
- Almost unlimited resistance to oil, also with bio-oils, Class 4
- Torsion $\pm 90^\circ$, with 1 m cable length, Class 2
- Indoor and outdoor applications, UV-resistant
- Pick and place machines, automatic doors, Clean room, very quick handling



igus 36-month chainflex cable guarantee and service life calculator based on 2 billion test cycles per year



Data sheet

chainflex® CF98



Control cable (Class 7.5.4.2) ● For heaviest duty applications and especially small radii down to 4 x d ● TPE outer jacket ● Oil and bio-oil resistant ● PVC and halogen-free ● Low-temperature-flexible ● Hydrolysis and microbe-resistant

Technical tables:

Mechanical information

Part No.	Number of cores and conductor nominal cross section [mm ²]	Outer diameter (d) max. [mm]	Copper index [kg/km]	Weight [kg/km]
CF98.01.02	2x0.14	4.5	5	18
CF98.01.03	3x0.14	4.5	6	20
CF98.01.04	4x0.14	5.0	8	25
CF98.01.08	8x0.14	6.5	15	43
CF98.02.03.INI	3x0.25	5.0	11	29
CF98.02.04	4x0.25	5.5	15	36
CF98.02.07 ¹⁾	7x0.25	7.0	25	59
CF98.02.08	8x0.25	7.5	30	67
CF98.03.04.INI	4x0.34	6.0	15	39
CF98.05.04	4x0.5	6.0	33	53

¹⁾ Phase-out model

Note: The given outer diameters are maximum values and may tend toward lower tolerance limits.
G = with green-yellow earth core x = without earth core

Electrical information

Conductor nominal cross section [mm ²]	Maximum conductor resistance at 20 °C (following DIN EN 50289-1-2) [Ω/km]	Max. current rating at 30 °C [A]
0.14	140	2.5
0.25	88	5
0.34	72	7
0.5	50	10

The final maximum current rating depends among other things on the ambient conditions, the type of the installation and the number of loaded cores.



Example image



igus 36-month chainflex cable guarantee and service life calculator based on 2 billion test cycles per year



Data sheet

chainflex® CF98



Control cable (Class 7.5.4.2) ● For heaviest duty applications and especially small radii down to 4 x d ● TPE outer jacket ● Oil and bio-oil resistant ● PVC and halogen-free ● Low-temperature-flexible ● Hydrolysis and microbe-resistant

Design table

Part No.	Number of cores	Core design	Part No.	Number of cores	Core design
CF98.XX.02	2		CF98.XX.04.INI	4	
CF98.XX.03	3		CF98.XX.07	7	
CF98.XX.03.INI	3		CF98.XX.08	8	
CF98.XX.04	4				



igus 36-month chainflex cable guarantee and service life calculator based on 2 billion test cycles per year



Example image

igus® chainflex® CF98

Data sheet

chainflex® CF98



Control cable (Class 7.5.4.2) ● For heaviest duty applications and especially small radii down to 4 x d ● TPE outer jacket ● Oil and bio-oil resistant ● PVC and halogen-free ● Low-temperature-flexible ● Hydrolysis and microbe-resistant

Colour code in accordance with DIN 47100

Conductor no.	Colours according to DIN ISO 47100	Conductor no.	Colours according to DIN ISO 47100
1	white	19	white-pink
2	brown	20	pink-brown
3	green	21	white-blue
4	yellow	22	brown-blue
5	grey	23	white-red
6	pink	24	brown-red
7	blue	25	white-black
8	red	26	brown-black
9	black	27	grey-green
10	violet	28	yellow-grey
11	grey-pink	29	pink-green
12	red-blue	30	yellow-pink
13	white-green	31	green-blue
14	brown-green	32	yellow-blue
15	white-yellow	33	green-red
16	yellow-brown	34	yellow-red
17	white-grey	35	green-black
18	grey-brown	36	yellow-black



Example image



igus 36-month chainflex cable guarantee and service life calculator based on 2 billion test cycles per year

