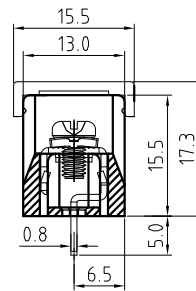
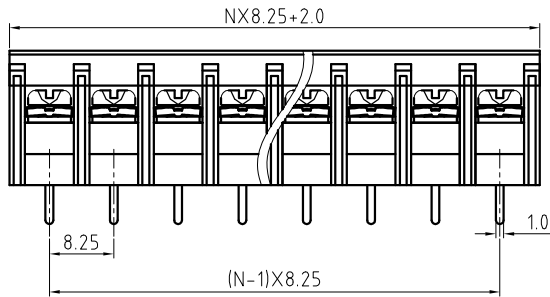
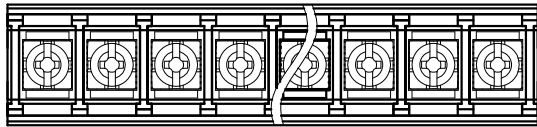
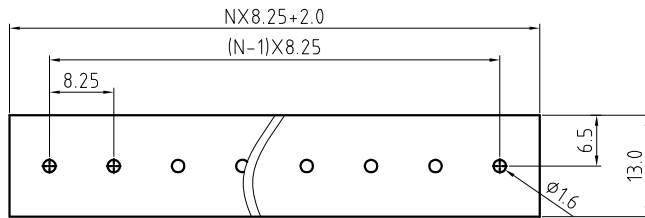


Transfer or duplication of this document as well as the utilisation or communication of its content are not permitted unless express consent is granted. Violations give rise to claims for damages. All rights reserved in case of patent, utility model or design patent registrations.

N=Number of contacts



P.C.B LAYOUT



Technical Data:

Electrical

- Pitch: 8.25mm
- Voltage rating: 250 V
- Current rating: 20 Amps
- Contact resistance: 20mΩ(max)
- Withstanding Voltage: 2500VAC(1min) Test time=60sec/1pcs
- Wire range: 14-22 AWG

Mechanical:

- Torque: 7.0kgf.cm/M3.0
- Operating temperature: -40°C to +105°C
- Soldering temperature
- Temperature= 250°C±10°C /5 seconds max
- Safety approval:
- RoHS Compliance

Part No.: **OSTYK402XX230**

- No. of Poles
- 02 2 Poles
- 03 3 Poles
-
- 24 24 Poles

4	Cover	PC					1
3	Screw	Steel / M3.0	Ni plated				1xN
2	Terminal	Copper Alloy	Tin plated				1xN
1	Body	PA66+30%GF/PBT+15%GF					1
ITEM	NAME OF PART	MATERIAL	NOTES			Q"TY	
DWG.	DATE		UNITS:	MM	SHEET:	1 OF 1	Tolerance
CHK.	DATE		SCALE:	NONE 1:1 (:)	REV.:	A	X. ±0.50
APP.	DATE		TITLE:	OSTYK-402 SERIES 8.25MM			X.X ±0.30
				WITHOUT FLANGE & WITH COVER			X,XX ±0.10
			PART NO.:	OSTYK402XX230			X* ±1°
			DWG NO.:	OSTYK402XX230.DWG			

REV	△				
REV	SIGN	DESCRIPTION	CHK.	DATE	



ON-SHORE TECHNOLOGY, INC.