

MATERIAL

Glass-fibre reinforced polyamide based (PA) technopolymer, black colour, matte finish.

STANDARD EXECUTIONS

- **CTL.476-B:** brass boss, threaded blind hole.
- **CTL.476-FP:** brass boss, threaded through hole.
- **CTL.476-p:** zinc-plated steel threaded stud, chamfered flat end according to UNI 947 : ISO 4753 (see Technical data on page A-10).

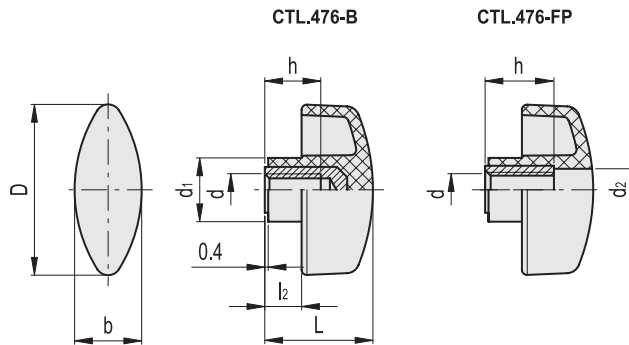
FEATURES AND APPLICATIONS

These wing knobs allow high tightening torque values and a comfortable grip, thanks to the elongated hub.



ELESA Original design

Conversion Table	
1 mm = 0.039 inch	
D	
mm	inch
26	1.01
32	1.26
40	1.57
48	1.89
56	2.20



CTL.476-B

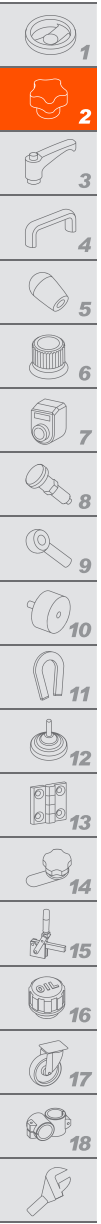
METRIC

Code	Description	D	d6H	L	d1	l2	b	h	⚖
8686	CTL.476/25 B-M5	26	M5	17	9	4	11	10	8
8711	CTL.476/30 B-M6	32	M6	20	11	5.5	13	10	8
8741	CTL.476/40 B-M8	40	M8	24.5	14	7.5	15.5	15	11
8771	CTL.476/48 B-M8	48	M8	28	17	9	19	20	17
8801	CTL.476/56 B-M10	56	M10	34	18.5	11	21	13	21

CTL.476-FP

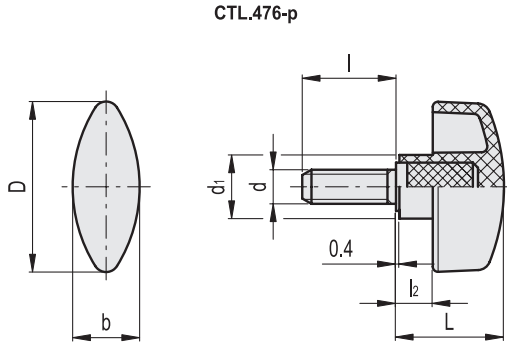
Code	Description	D	d6H	L	d1	d2	l2	b	h	⚖
8715	CTL.476/30 FP-M6	32	M6	20	11	6.5	5.5	13	12	7
8745	CTL.476/40 FP-M8	40	M8	24.5	14	9	7.5	15.5	14	10
8775	CTL.476/48 FP-M10	48	M10	28	17	11	9	19	16	17





Conversion Table
1 mm = 0.039 inch

D	
mm	inch
26	1.01
32	1.26
40	1.57
48	1.89
56	2.20



METRIC

CTL.476-p

Code	Description	D	d6g	L	d1	l	l2	b	⚖
8691	CTL.476/25 p-M3x10	26	M3	17	9	10	4	11	6
8696	CTL.476/25 p-M4x10	26	M4	17	9	10	4	11	7
8701	CTL.476/25 p-M5x10	26	M5	17	9	10	4	11	8
8702	CTL.476/25 p-M5x16	26	M5	17	9	16	4	11	9
8721	CTL.476/30 p-M6x10	32	M6	20	11	10	5.5	13	9
8722	CTL.476/30 p-M6x16	32	M6	20	11	16	5.5	13	11
8723	CTL.476/30 p-M6x20	32	M6	20	11	20	5.5	13	13
8751	CTL.476/40 p-M8x16	40	M8	24.5	14	16	7.5	15.5	16
8753	CTL.476/40 p-M8x25	40	M8	24.5	14	25	7.5	15.5	19
8781	CTL.476/48 p-M8x16	48	M8	28	17	16	9	19	21
8783	CTL.476/48 p-M8x25	48	M8	28	17	25	9	19	27
8811	CTL.476/56 p-M10x20	56	M10	34	18.5	20	11	21	29
8813	CTL.476/56 p-M10x30	56	M10	34	18.5	30	11	21	35

Clamping knobs