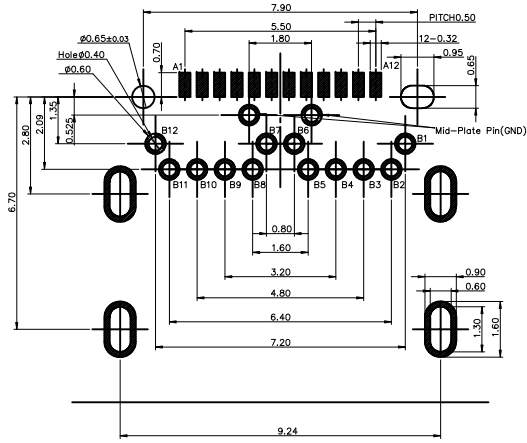
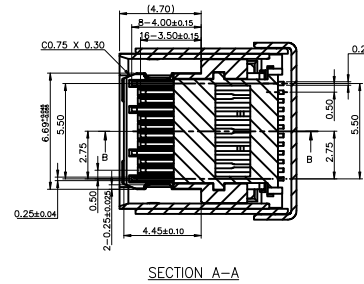
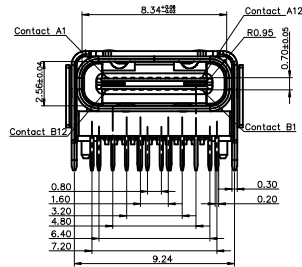
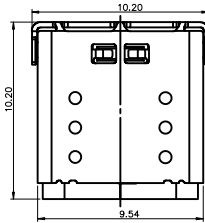


APPROVED: _____
 DATE: _____ TITLE: _____

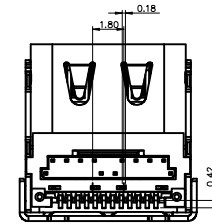
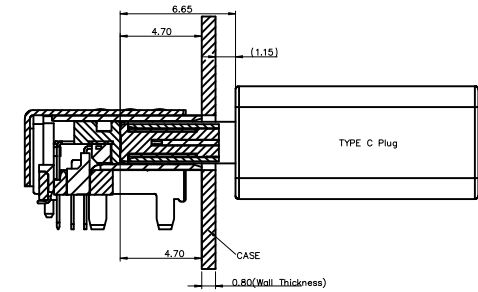
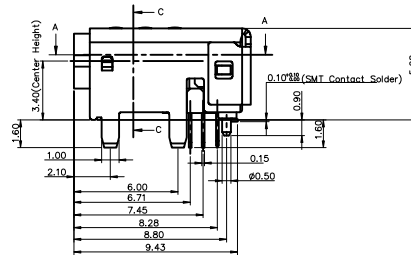
Rev	AWO #	Description	Date	Appr
-		RELEASED	7/23/20	



RECOMMENDED PCB LAYOUT



SECTION A-A



USB TYPE -C Pin Assignments

Pin Number	Signal Name	Pin Number	Signal Name
A1	GND	B12	GND
A2	SSTxp1	B11	SSRxp1
A3	SSTxn1	B10	SSRxn1
A4	VBUS	B9	VBUS
A5	CC1	B8	SBU2
A6	Dp1	B7	Dn2
A7	Dn1	B6	Dp2
A8	SBU1	B5	CC2
A9	VBUS	B4	VBUS
A10	SSRxn2	B3	SSTxn2
A11	SSRxp2	B2	SSTxp2
A12	GND	B1	GND

SPECIFICATIONS:

Material:
 Insulator: Hi-Temp Thermoplastic, rated UL 94V-0
 Insulator color: Black
 Contacts: Copper Alloy
 Shell: Stainless Steel, Nickel plated
 Plating:
 30u" Gold over Nickel underplate on contact area
 Matte Tin over Nickel underplate on solder tails
 Electrical:
 Operation voltage: 20 V
 Current rating: 7 Amps max
 Contact resistance: 40 mohms initial
 Insulation resistance: 100 Mohms min @ 100 VDC
 Dielectric withstanding voltage: 100 VAC for 1 minute
 Mechanical:
 Mating cycles: 10,000 insertions
 Temperature Rating:
 -20°C to +105°C
 Environmental:
 Lead free, RoHS compliant



PACKAGED ON TAPE & REEL

UNLESS OTHERWISE SPECIFIED ALL DIMENSIONS ARE MILLIMETERS TOLERANCES: EXCEPT AS NOTED		909 Rahway Avenue, Union, NJ 07083 Phone: 908-687-5000 Fax: 908-687-5710	
MM		ANGLE	
0. ± 0.50	± 5°	ADAM TECH INTERCONNECTS TITLE: USB 4.0, TYPE C, FEMALE, RIGHT ANGLE, 40Gbps, BLACK INSULATOR, GOLD PLATED	
.0 ± 0.30			
.00 ± 0.20			
APPROVALS			
DRAWN	OW	7/23/20	SIZE
CHECKED	JL	7/23/20	X
APPROVED			PART NO.
			USB-C40-S-RA-BK-30-T/R
			REV.
			-
REF:	S00013T	SCALE:	NTS
		SHEET	1 OF 1