

L5204F


EK0506-0002 Ver.G



PIN Diode

■ FEATURES

- High Power Handling for VHF/UHF band
- Low Capacitance at Zero Bias,
Extremely Small Reverse Bias
- Low Series Resistance
- Very Low Insertion Loss, High Isolation
- RoHS Compliant
- Lead Free / Halogen Free



size : 2.5 x 1.2 x 0.8 mm (typ)

■ MECHANICAL DATA

- Case : 2512(1005) molded plastic package.
- Terminals : Gold plated, solderable per
MIL-STD-750, method 2026
- Polarity : Indicated by cathode band.

■ DESCRIPTIONS

The L5204F PIN diode is designed for high power antenna switches in two-way radios.
Suitable for RFID reader and writer application.

■ ABSOLUTE MAXIMUM RATINGS (Ta=25°C)

SYMBOL	PARAMETER	RATING	UNITS
V_R	Reverse Voltage	180	V
P_D *	Power Dissipation	500	mW
T_j	Junction Temperature	150	°C
T_{stg}	Storage Temperature Range	-55 to 150	°C

*) Mounting on glass epoxy PCB (50mm x 50mm x 1.6mm)

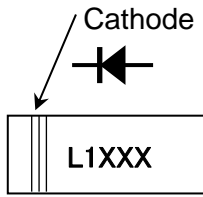
■ ELECTRICAL CHARACTERISTICS (Ta=25°C)

SYMBOL	PARAMETER	CONDITIONS	LIMITS			UNITS
			MIN	TYP	MAX	
I_R	Reverse Current	V_R = 180V	-	-	10	μA
V_F	Forward Voltage	I_F = 100mA	-	-	1.0	V
C_T	Diode Capacitance	V_R =40V, f = 100MHz	-	-	0.9	pF
R_{fs}	Forward Series Resistance	I_F = 50mA, f = 100MHz	-	0.5	0.75	Ω

L5204F

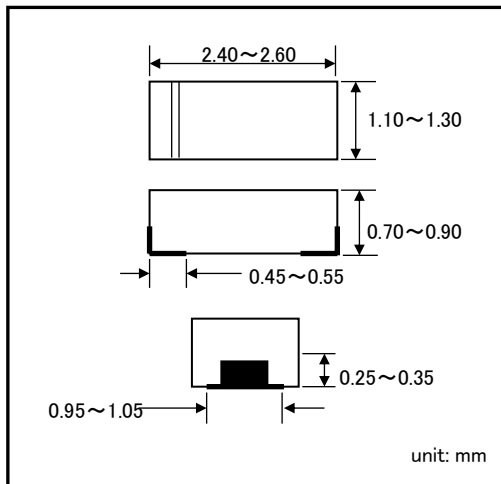
EK0506-0002 Ver.G

MARKING INFORMATION

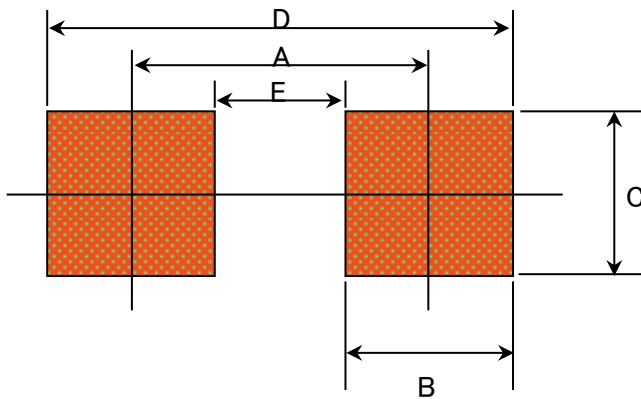


L1 : Parts number L5204F
XXX : Lot code (3~4digits)

PACKAGE OUTLINE INFORMATION

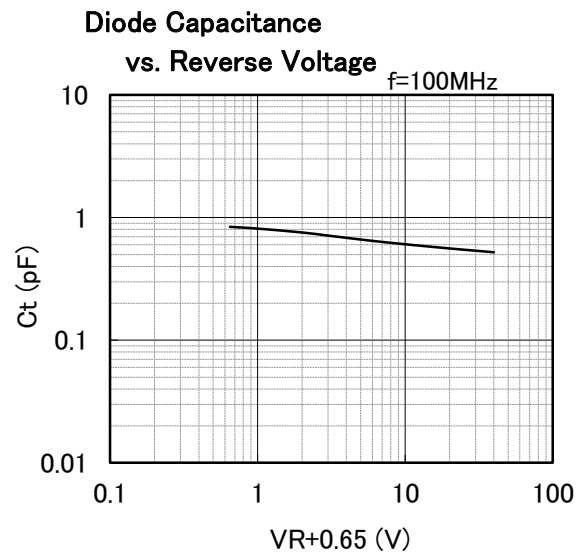
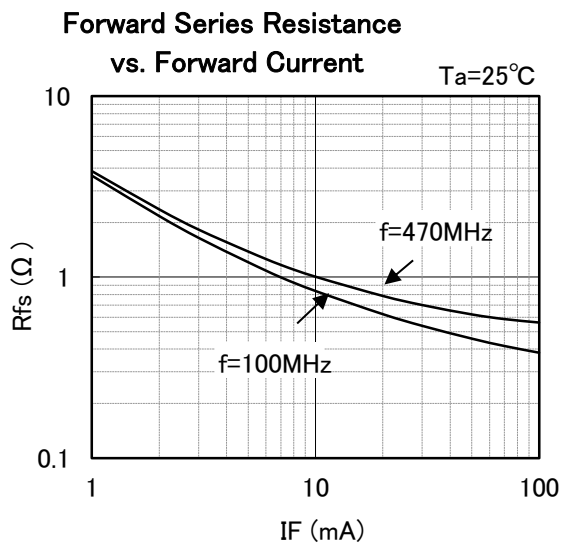
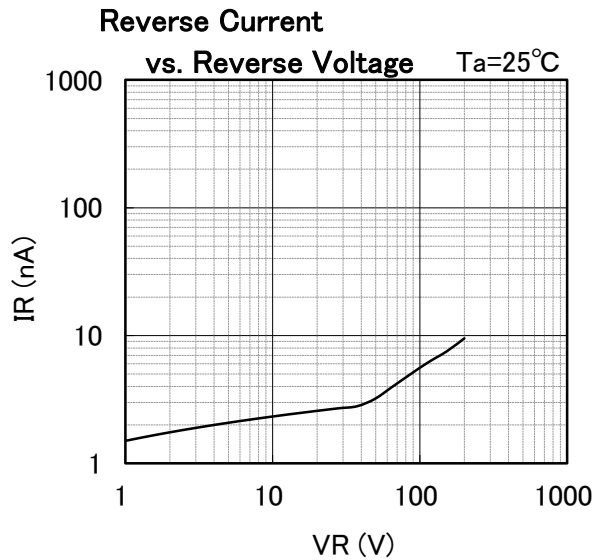
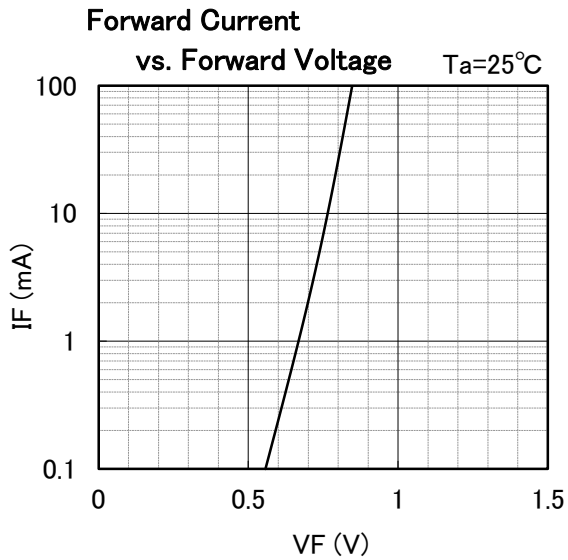


SUGGESTED PAD LAYOUT



Size	2512 (1005)
A	2.1
B	1.2
C	1.2
D	3.3
E	0.9
unit	mm

■ TYPICAL PERFORMANCE CHARACTERISTICS





IMPORTANT NOTICE

Litec Corporation reserves the right to make changes without further notice to any product herein to make corrections, modifications, enhancements, improvements, or other changes.

Litec Corporation does not assume any liability arising out of the application or use of any product described herein; neither does it convey any license under its patent rights, nor the rights of others. The user of products in such applications shall assume all risks of such use and will agree to hold Litec Corporation and all the companies whose products are represented on our website, harmless against all damages.

The products located on our website at www.litec-corp.com are not recommended for use in life support systems where a failure or malfunction of the component may directly threaten life or cause injury without the expressed written approval of Litec Corporation.

CONTACT

CEL
4590 Patrick Henry Drive, Santa Clara, Ca 95054
TEL: (408) 919-2500
www.cel.com