

1 Products affected

Product hierarchy no. *			Part no.	SBU	Type / Description	Customer part no.
SBU PG	PGU	Type				
02 005	016	0000001166	See list below	Power Entry Modules w/o Filter	DC11	

*SBU (2-digit) / PG (3-digit) / PGU (3-digit) / Type (10-digit)


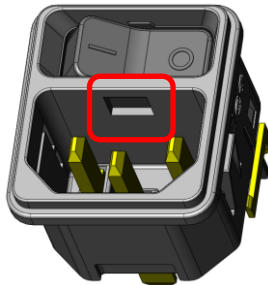
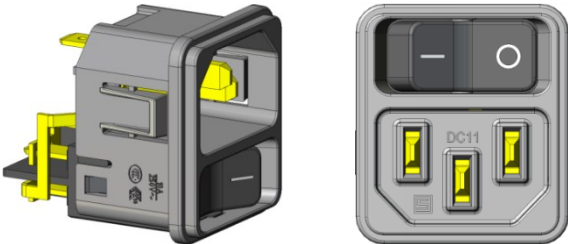
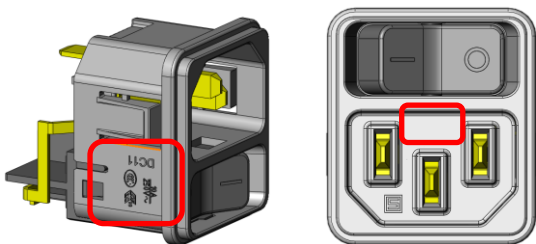
List of part numbers affected				
DC11.0001.001	DC11.0001.201.21	DC11.0001.307	DC11.0021.101	DC11.0031.001
DC11.0001.001.21	DC11.0001.203	DC11.0001.351	DC11.0021.201	DC11.0031.003
DC11.0001.002	DC11.0001.203.21	DC11.0001.401	DC11.0021.203	DC11.0031.201
DC11.0001.002.21	DC11.0001.204	DC11.0001.401.21	DC11.0021.206	DC11.0031.201.21
DC11.0001.003	DC11.0001.206	DC11.0001.403	DC11.0021.206.21	DC11.0031.203
DC11.0001.003.21	DC11.0001.207	DC11.0001.403.21	DC11.0021.301	DC11.0031.301
DC11.0001.006	DC11.0001.301	DC11.0001.501	DC11.0021.301.21	DC11.0031.301.21
DC11.0001.007	DC11.0001.301.01	DC11.0021.001	DC11.0021.303	DC11.0031.303
DC11.0001.051	DC11.0001.301.21	DC11.0021.003	DC11.0021.401	DC11.0031.401
DC11.0001.103	DC11.0001.303	DC11.0021.006	DC11.0021.401.21	DC11.0031.401.21
DC11.0001.103.21	DC11.0001.306	DC11.0021.006.21	DC11.0021.403	DC11.0031.403
DC11.0001.201				

2 Type of change

Change of material for higher GWFI/GWIT, V-Lock cord retaining feature as standard and the position of type marking.

3 Detailed description of change

- Material change from PA6 to PA66/6 to pass the enhanced requirements of glow wire test acc. to IEC 60695-2-12 and -13
- V-Lock feature integrated as standard (not an option anymore)
- The Type-marking is new outside of the socket.

Old product appearance	New product appearance
	
Old product marking	New product marking
	

DC11					0118.2300	
creation date	created by	release date	released by	notification no.	revision	page
2015-07-29	hollenpe	2015-11-26	hollenpe			1 of 2

As the V-Lock and material for enhanced glow wire tests will be standard features, the material numbers with index .21 are obsolete and will be replaced by the standard numbers:

DC11.0001.001.21	⇒	DC11.0001.001	DC11.0021.006.21	⇒	DC11.0021.006
DC11.0001.002.21	⇒	DC11.0001.002	DC11.0021.206.21	⇒	DC11.0021.206
DC11.0001.003.21	⇒	DC11.0001.003	DC11.0021.301.21	⇒	DC11.0021.301
DC11.0001.201.21	⇒	DC11.0001.201	DC11.0021.401.21	⇒	DC11.0021.401
DC11.0001.203.21	⇒	DC11.0001.203	DC11.0031.201.21	⇒	DC11.0031.201
DC11.0001.301.21	⇒	DC11.0001.301	DC11.0031.301.21	⇒	DC11.0031.301
DC11.0001.401.21	⇒	DC11.0001.401	DC11.0031.401.21	⇒	DC11.0031.401
DC11.0001.403.21	⇒	DC11.0001.403	DC11.0001.301.01	⇒	DC11.0001.301

4 Reason of change

- Change of material
- V-Lock feature implemented as a standard feature.
- Change the Type-marking

5 Release date

The change will be rolled-out starting ww 01/2016 (Date code 1601 or higher on label) and lasts approx. 6 months depending on the variant.

6 Impact of change and recommended action

Form	Yes	Socket has notch for V-Lock cord retaining
Fit	No	There are no dimensional changes
Function	Yes	V-Lock feature is standard (not an option anymore)
Production Site	No	There is no change of the production site
Product Label	No	There is no change on the label

7 Reference Documents / Attachments

Kind of document	Remarks
DC11 Data sheet	

DC11					0118.2300	
creation date	created by	release date	released by	notification no.	revision	page
2015-07-29	hollenpe	2015-11-26	hollenpe			2 of 2