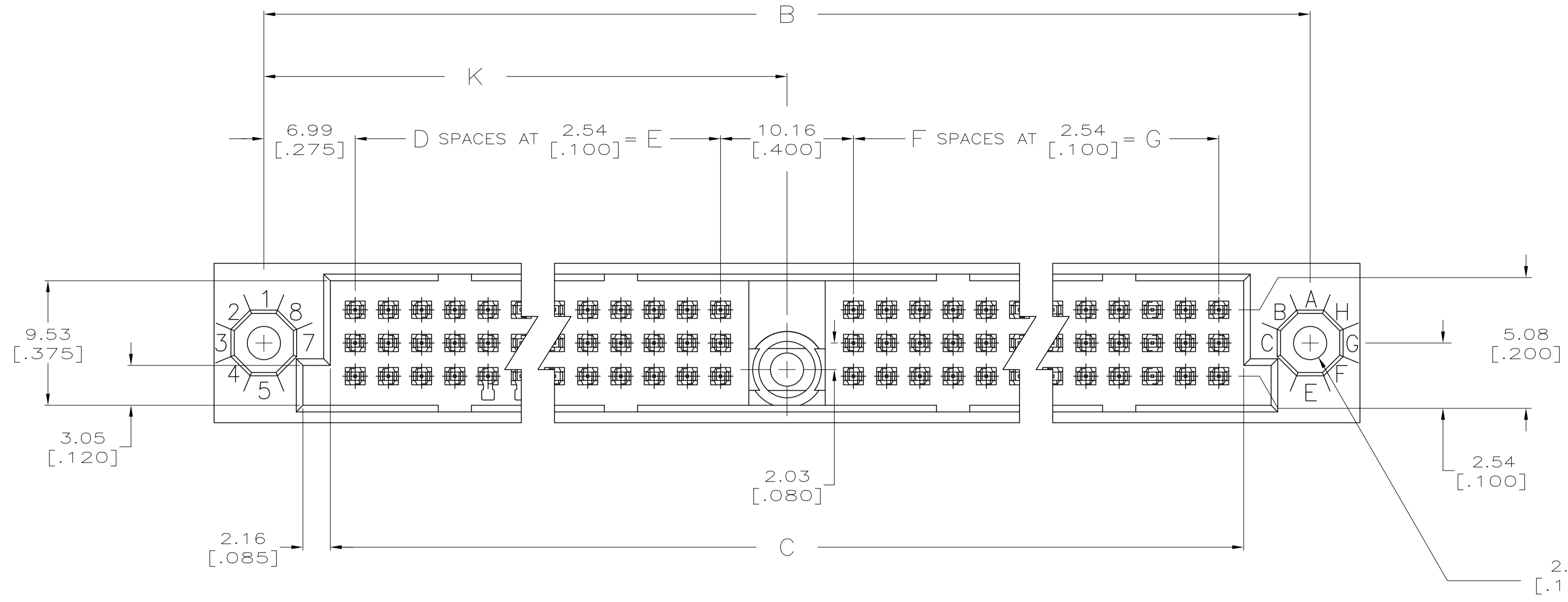
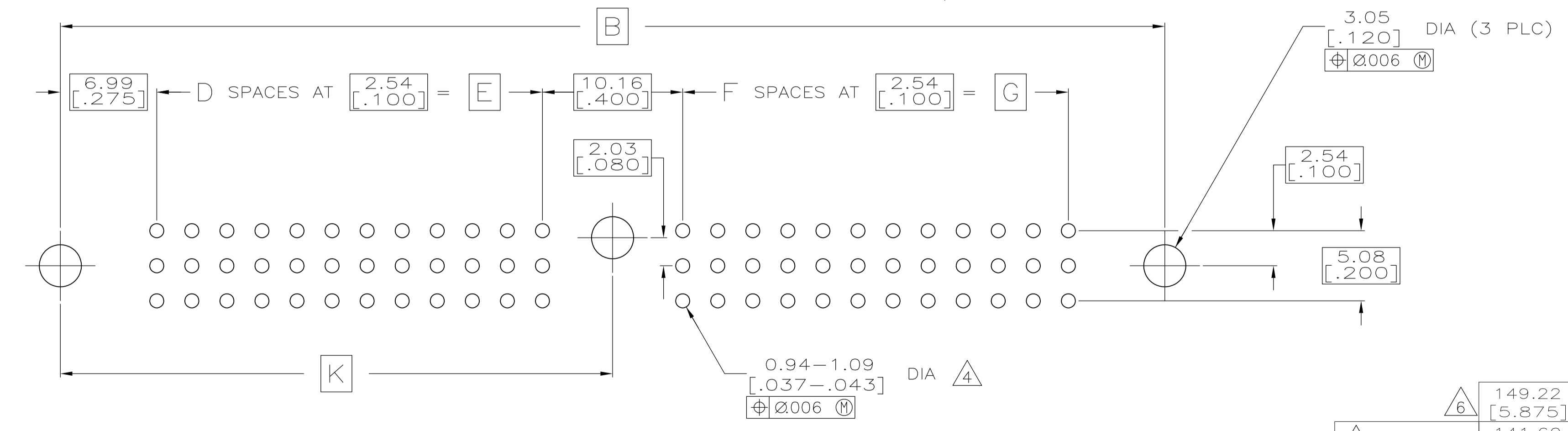
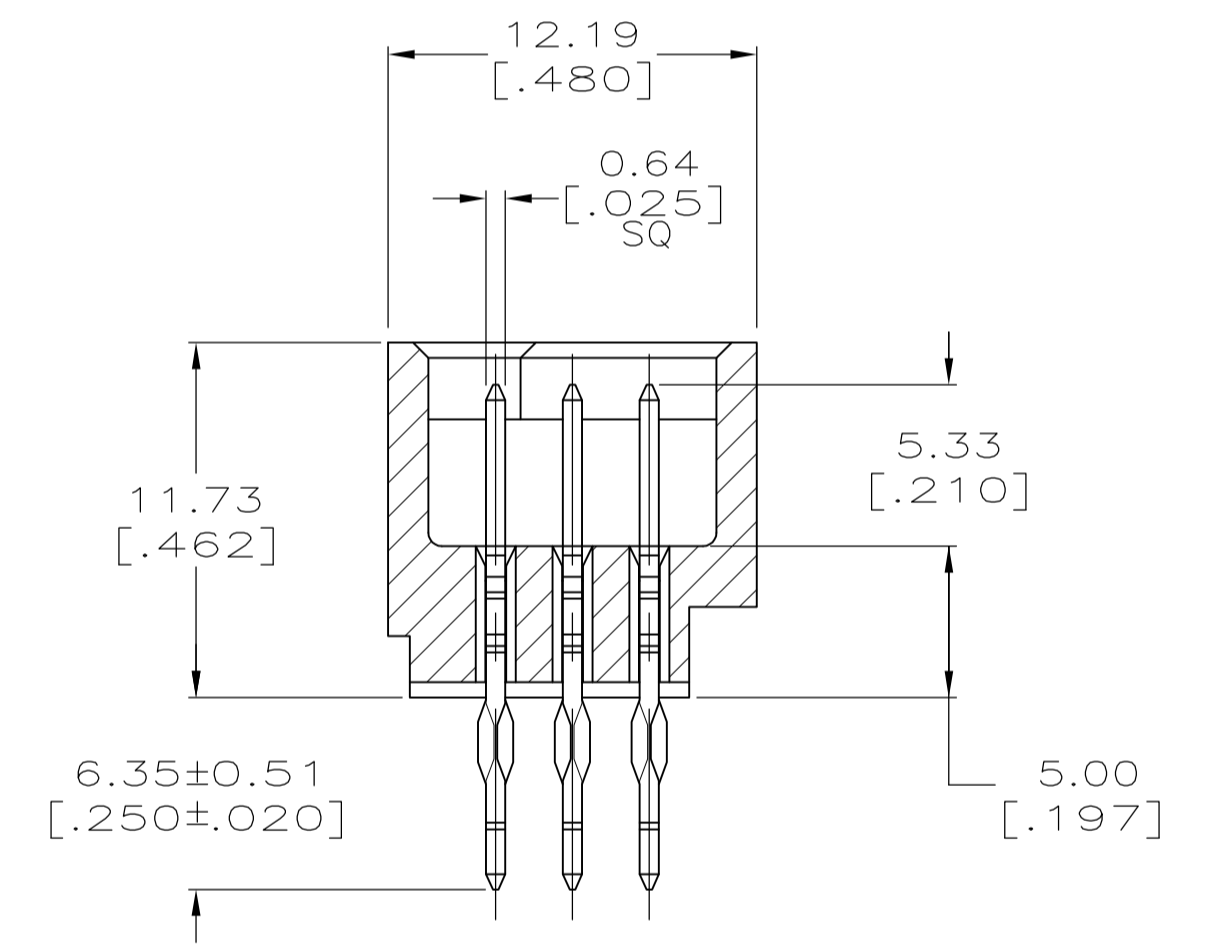
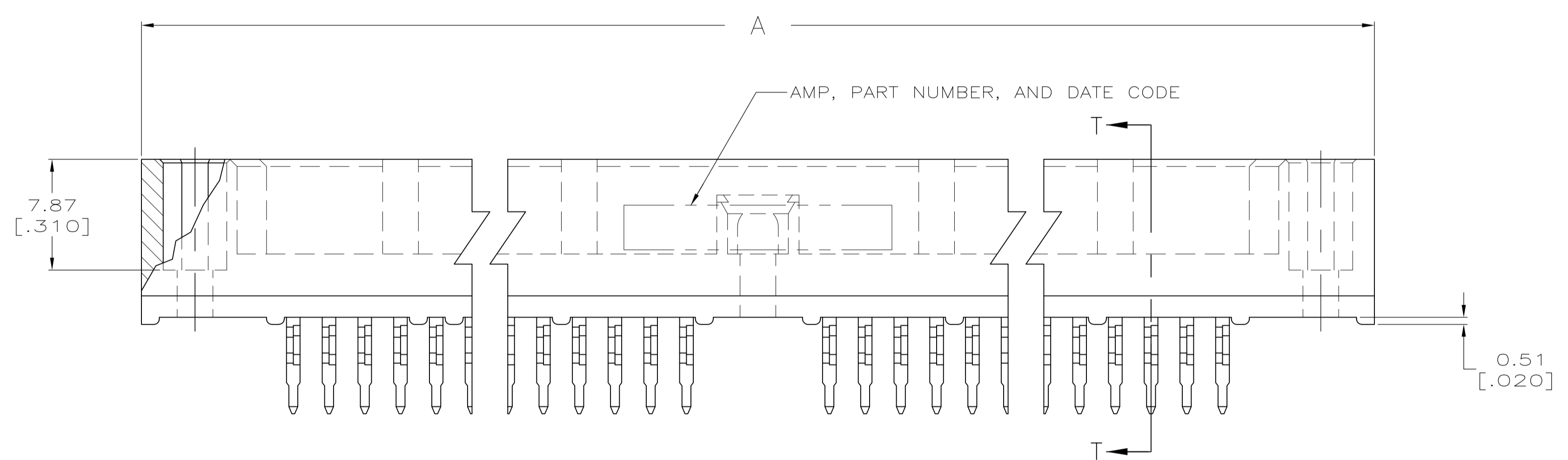


REVISIONS					
P	LTR	DESCRIPTION	DATE	DMN	APVD
A		REVISED PER ECO-15-015252	16NOV15	BJ	FY



- 1 HOUSING MATERIAL: THERMOPLASTIC, COLOR-NATURAL.
- 2 CONTACT MATERIAL: PHOSPHOR BRONZE.
- 3 FINISH:  
MATING AREA: MEETS THE PERFORMANCE REQUIREMENTS OF PRODUCT SPECIFICATION 108-9063; BASED ON TELCORDIA DR-1217-CORE APPLICATIONS IN UNCONTROLLED ENVIRONMENTS.  
TIN PLATED POSTS.
- 4 ACTION PIN POSTS REQUIRE 2.36 [.093] MIN THICK P.C. BOARD. RECOMMENDED P.C. BOARD HOLES ARE 1.151 [.0453] DIA PLATED THRU WITH 0.025-0.076 [.001-.003] COPPER, WITH 0.0076 [.0003] MIN TIN-LEAD PLATING; FINISHED HOLE AFTER PLATING 0.94-1.09 [.037-.043] DIA.
- 5 OBSOLETE PARTS: OBSOLETE CIS STREAMLINING PER D.RENAUD/D.SINISI
- 6 FINISH:  
CONTACT FINISH: .00127-.00254 [.000050-.000100] NICKEL UNDERPLATE ALL OVER; .000762 [.000030] GOLD PLATE IN CONTACT AREA, TIN PLATED POSTS.



RECOMMENDED P.C. BOARD LAYOUT

6	149.22	137.16	54	137.16	54	288.29	298.45	306.07	330	5533294-6
	[5.875]	[5.400]		[5.400]		[11.350]	[11.750]	[12.050]		
	141.60	129.54	51	129.54	51	273.05	283.21	290.83	312	<del>5533294-5</del>
	[5.575]	[5.100]		[5.100]		[10.750]	[11.150]	[11.450]		
5	111.12	99.06	39	99.06	39	212.09	222.25	229.87	240	5533294-1
	[4.375]	[3.900]		[3.900]		[8.350]	[8.750]	[9.050]		
	K	G	F	E	D	C	B	A	POSN	PART NUMBER

THIS DRAWING IS A CONTROLLED DOCUMENT.

DIMENSIONS: mm [INCHES]	TOLERANCES UNLESS OTHERWISE SPECIFIED:	DIN J. POLIGNONE 11MAY05	APVD A. SHARPE 11MAY05	NAME
0 PLC ± -	1 PLC ± -	2 PLC ± -	3 PLC ± 0.13 [.005]	4 PLC ± -
ANGLES ± -				
MATERIAL	FINISH	WEIGHT	SIZE	CAGE CODE
			A1	00779
CUSTOMER DRAWING		SCALE	SHEET	REV
		4:1	1 of 1	A

STE TE Connectivity

ASSEMBLY, PIN, VERTICAL, HDI, 3 ROW, ONE CENTER GUIDE PIN, 6.35[.250] ACTION PINS

00779 5533294