

C4.016.00 ✓ ACTIVE

TE Internal #: C4-0016-000-000

TE Internal Description: REMOVING TOOL FOR 623 INSULATION INSERTS

[View on TE.com >](#)



Product Compliance






[For compliance documentation, visit the product page on TE.com>](#)

EU RoHS Directive 2011/65/EU	Compliant
EU ELV Directive 2000/53/EC	Compliant
China RoHS 2 Directive MIIT Order No 32, 2016	No Restricted Materials Above Threshold
EU REACH Regulation (EC) No. 1907/2006	Current ECHA Candidate List: JAN 2023 (233) Candidate List Declared Against: JAN 2021 (211) Does not contain REACH SVHC
Halogen Content	Not Yet Reviewed for halogen content
Solder Process Capability	Not reviewed for solder process capability

Product Compliance Disclaimer

This information is provided based on reasonable inquiry of our suppliers and represents our current actual knowledge based on the information they provided. This information is subject to change. The part numbers that TE has identified as EU RoHS compliant have a maximum concentration of 0.1% by weight in homogenous materials for lead, hexavalent chromium, mercury, PBB, PBDE, DBP, BBP, DEHP, DIBP, and 0.01% for cadmium, or qualify for an exemption to these limits as defined in the Annexes of Directive 2011/65/EU (RoHS2). Finished electrical and electronic equipment products will be CE marked as required by Directive 2011/65/EU. Components may not be CE marked. Additionally, the part numbers that TE has identified as EU ELV compliant have a maximum concentration of 0.1% by weight in homogenous materials for lead, hexavalent chromium, and mercury, and 0.01% for cadmium, or qualify for an exemption to these limits as defined in the Annexes of Directive 2000/53/EC (ELV). Regarding the REACH Regulation, the information TE provides on SVHC in articles for this part number is based on the latest European Chemicals Agency (ECHA) 'Guidance on requirements for substances in articles' posted at this URL: <https://echa.europa.eu/guidance-documents/guidance-on-reach>

Customers Also Bought

 <p>TE Part #61-0008-011-000 CONTACT PIN 2 MM</p>	 <p>TE Part #AGC000N00001215000 623 RECEPTACLE ANGLED ROTATABLE</p>	 <p>TE Part #BSA082N00420100000 923 PLUG, SPEEDTEC</p>	 <p>TE Part #CGE270N00000051000 940 RECEPTACLE ANGLED, ROTATABLE,SP-READY</p>
<p>TE Part #10-0376-002-000 623 PLUG HOUSING IG3</p>	<p>TE Part #10-0523-002-000 923 PLUG HOUSING IG3</p>	 <p>TE Part #E0-0058-002-000 940 METAL FLANGE HINGED COMPLETE</p>	<p>TE Part #40-0071-000-000 623 INSULATION INSERT, 9-PIN</p>
<p>TE Part #40-0946-000-000 623 INSULATION INSERT, 12-PIN</p>	<p>TE Part #50-0432-000-000 923 cable clamp</p>		

Documents

CAD Files

3D PDF

3D

Customer View Model

[ENG_CVM_CVM_C4-0016-000-000_A.2d_dxf.zip](#)

English

Customer View Model

[ENG_CVM_CVM_C4-0016-000-000_A.3d_igs.zip](#)

English

Customer View Model

[ENG_CVM_CVM_C4-0016-000-000_A.3d_stp.zip](#)

English

By downloading the CAD file I accept and agree to the [Terms and Conditions](#) of use.

Datasheets & Catalog Pages

[C4-0016-000-000](#)

English