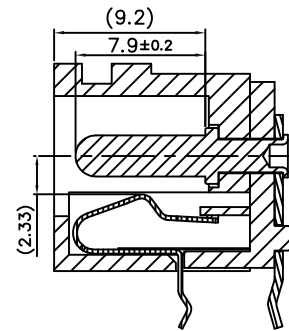
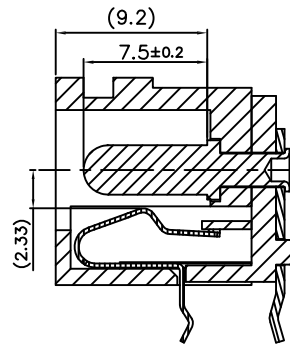
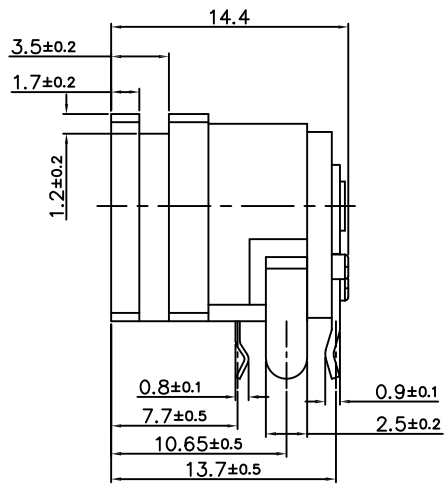
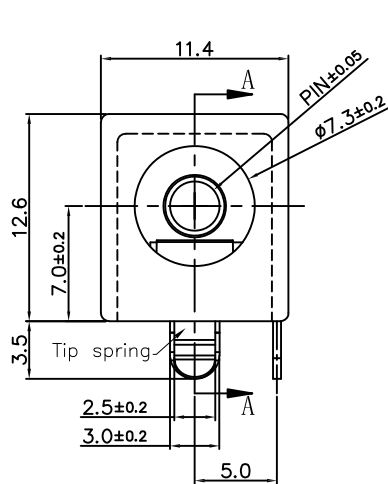


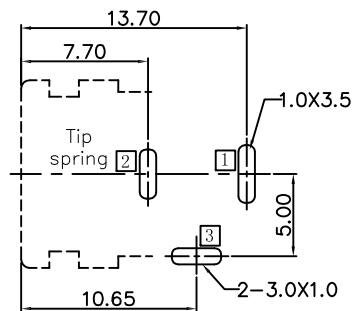
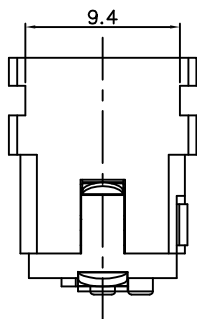
APPROVED: _____
 DATE: _____ TITLE: _____

Rev	AWO #	Description	Date	Appr
-	10652	RELEASED	10/27/10	
A		Operating Temp was -25°C to +70°C	8/12/14	
B		UPDATED DRAWING	11/16/18	HR/AC1

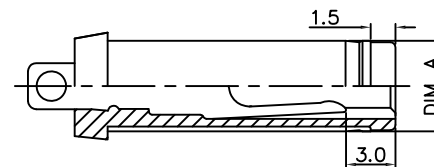


SECTION A-A
Ø3.0

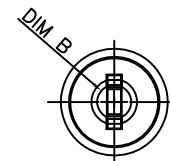
SECTION A-A
Ø2.0 & Ø2.5



RECOMMENDED PCB LAYOUT



DC MATE PLUG

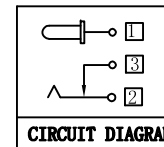


SPECIFICATIONS:

Material:
 Insulator: PBT, rated UL 94V-0
 Insulator color: Black
 Center Pin: Copper Alloy
 Contacts: Copper Alloy
 Tip spring: Stainless Steel, Tin plated
 Plating:
 Tin over Copper underplate overall
 Electrical:
 Rating: 20VDC, 3A
 Contact resistance: 50 mohms max.
 Insulation resistance: 100 Mohms min @ 500 VDC.
 Dielectric withstanding voltage: 500 VAC
 Temperature Rating:
 Operating temperature: -20°C to +70°C
 Environmental:
 Lead free, RoHS compliant



Model No.	ADC-033-1	ADC-033-2	ADC-033-10
PIN	Ø2.0	Ø2.5	Ø3.0
DIM A	Ø6.3±0.05	Ø6.3±0.05	Ø6.55±0.05
DIM B	Ø2.05 ^{+0.10} _{-0.00}	Ø2.55 ^{+0.10} _{-0.00}	Ø3.05 ^{+0.10} _{-0.00}



UNLESS OTHERWISE SPECIFIED ALL DIMENSIONS ARE MILLIMETERS TOLERANCES: EXCEPT AS NOTED MM ANGLE .X ± 0.50 X ± 5° .XX ± 0.30 .X ± 3° .XXX ± 0.15 .XX ± 2°		ADAM TECH 909 Rahway Avenue, Union, NJ 07083 Phone: 908-687-5000 Fax: 908-687-5710	
APPROVALS		DATE	
DRAWN	DY	10/27/10	
CHECKED			
APPROVED			
TITLE			
DC POWER JACK, 2.00mm, 2.50mm, 3mm CENTER PIN			
SIZE	PART NO.	REV.	
X	ADC-033-X	B	
REF:	S00002C	SCALE:	NTS
		SHEET 1 OF 1	