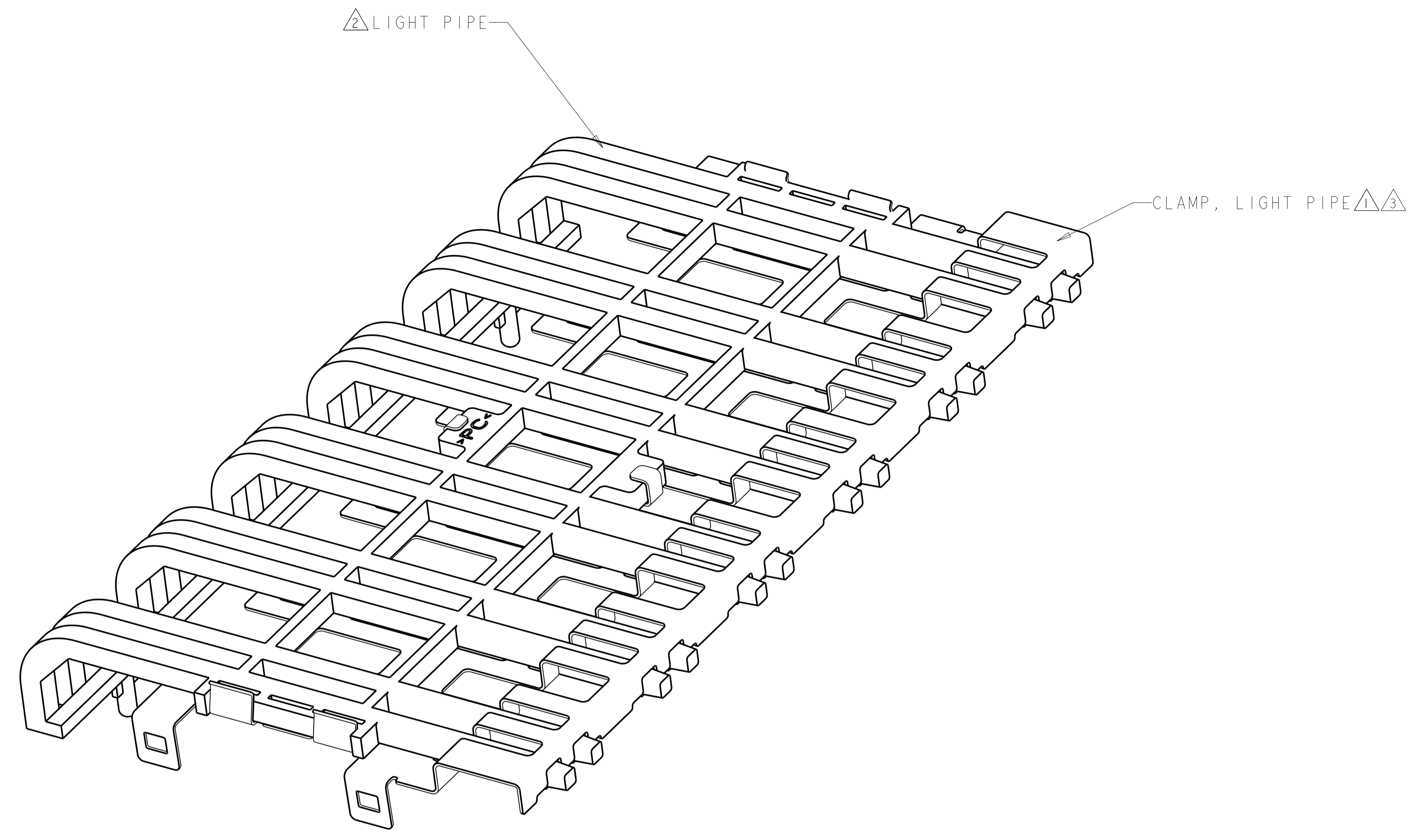
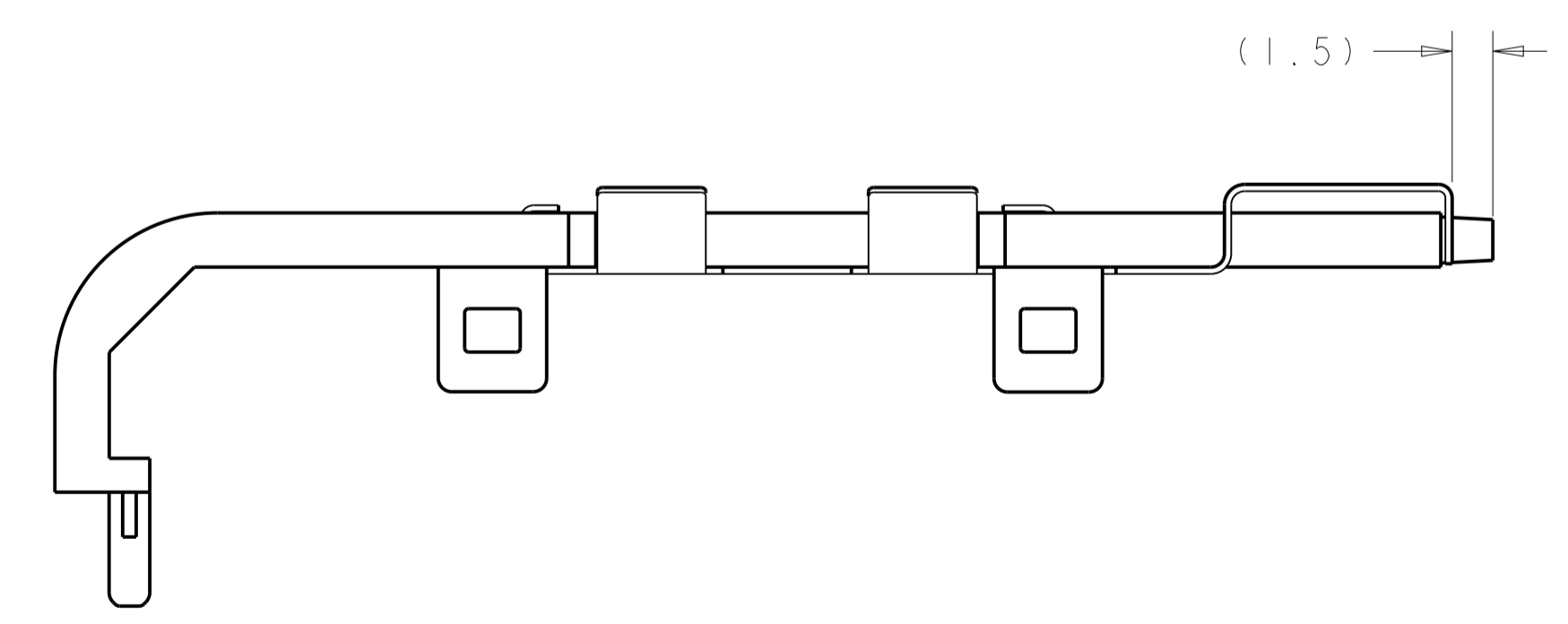
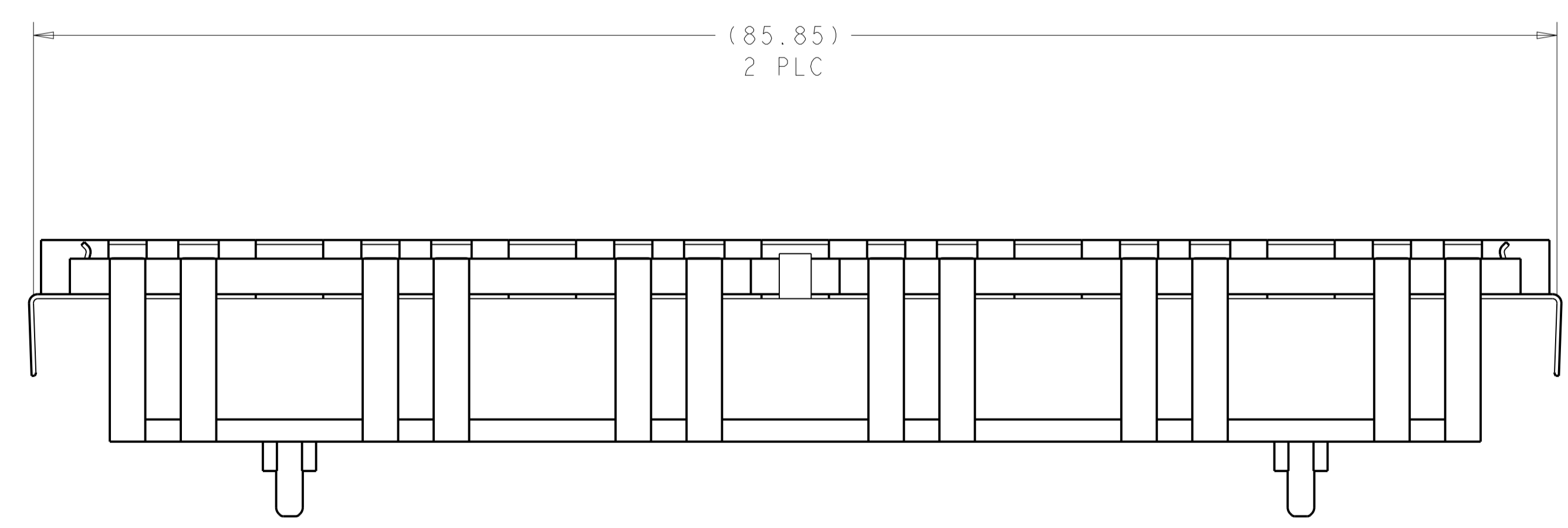


LOC	DIST	REVISIONS					
GP	00	P	LTN	DESCRIPTION	DATE	DWN	APVD
		04		REVISE PIPE AND BRACKET GEOMETRY	11MAR2004	WVS	MJP
		A		RELEASED PER EC-OS13-0325-04	08JUL2004	MHC	JRK
		A1		REVISED PER ECO-07-011809	21MAY10T	ZMR	JRK
		A2		REVISED PER ECO-14-010419	11JUL2014	JW	SH



- ① COPPER ALLOY, TIN PLATING PER ASTM B 545 1.25  $\mu$ m MINIMUM THICKNESS, OVER NICKEL FLASH PER QQ-N-290. NON-PLATED EDGES ARE PERMISSIBLE
- ② POLYCARBONATE, CLEAR
- ③ NICKEL SILVER ALLOY(NO PLATING)



③	LIGHT PIPE KIT	1761013-3
①	LIGHT PIPE KIT	1761013-1
CLAMP MATERIAL	DESCRIPTION	PART NO

THIS DRAWING IS A CONTROLLED DOCUMENT. DWN: J.W. VAN SCOY, 11FEB2004; CHK: M. PHILLIPS, 11FEB2004; APVD: M. PHILLIPS, 11FEB2004

**STE** TE Connectivity

NAME: ASSEMBLY, LIGHT PIPE KIT, 1X6, SFP

SIZE: A1; CAGE CODE: 1761013; DRAWING NO: 114-13120; WEIGHT: -; RESTRICTED TO: -

MATERIAL: -; FINISH: -; CUSTOMER DRAWING; SCALE: 4:1; SHEET: 1 OF 1; REV: A1