

# ZBY9W2G330

Harmony, Illuminated ring Ø60, plastic, yellow, red fixed integral LED, marked EMERGENCY STOP, 110...120 V AC



## Main

Range of Product	Harmony
Product or Component Type	Illuminated marked legend ring
Sale per indivisible quantity	1
Shape of signaling unit head	Round
Cap/operator or lens colour	Red
Operator additional information	With illuminated ring
Light source	Protected LED
Bulb base	Integral LED
Light source colour	Red
[Us] rated supply voltage	110...120 V AC 50/60 Hz
Device presentation	Intermediate ring

## Complementary

Accessory / separate part destination	Emergency stop mushroom head push-button
Material	Plastic
Marking	Black EMERGENCY STOP yellow
Label dimensions	Ø 60 mm
User Language	English
Height	2.36 in (60 mm)
Width	0.37 in (9.3 mm)
Net Weight	0.04 lb(US) (0.016 kg)
Electrical insulation class	Class II IEC 61140
Resistance to high pressure washer	1015.26 psi (7000000 Pa) 131 °F (55 °C) 0.1 m
[Ui] rated insulation voltage	120 V 3)EN/IEC 60947-1
Signalling type	Steady
Supply voltage limits	100...132 V AC
Current Consumption	14 mA
Service life	100000 h at rated voltage and 25 °C
Surge withstand	1 kV IEC 61000-4-5
Compatibility code	XB4 XB5

The information provided in this documentation contains general descriptions and/or technical characteristics of the performance of the products contained herein. This documentation is not intended as a substitute for and is not to be used for determining suitability or reliability of these products for specific user applications. It is the duty of any such user or integrator to perform the appropriate and complete risk analysis, evaluation and testing of the products with respect to the relevant specific application or use thereof. Neither Schneider Electric Industries SAS nor any of its affiliates or subsidiaries shall be responsible or liable for misuse of the information contained herein.

## Environment

Protective treatment	TH
Ambient Air Temperature for Storage	-40...158 °F (-40...70 °C)
Ambient Air Temperature for Operation	-40...158 °F (-40...70 °C)
IP degree of protection	IP66 IEC 60529 IP67 IEC 60529 IP69 IEC 60529 IP69K ISO 20653 Type 13 UL 50E Type 12 UL 50E Type 4 UL 50E Type 4X UL 50E
IK degree of protection	IK05 EN 50102
Standards	CSA C22.2 No 14 EN/IEC 60947-5-1 EN/IEC 60947-5-4 UL 508 EN/IEC 60947-1 JIS C8201-5-1 JIS C8201-1
Product Certifications	UL Listed CSA
Vibration resistance	5 gn 10...500 Hz)IEC 60068-2-6 25 mm peak to peak 2...10 Hz)IEC 60068-2-6
Shock resistance	30 gn 18 ms) half sine wave acceleration IEC 60068-2-27 50 gn 11 ms) half sine wave acceleration IEC 60068-2-27 25 gn 6 ms) 1000 shocks on each axis IEC 60068-2-27
Resistance to fast transients	2 kV IEC 61000-4-4
Resistance to electromagnetic fields	9.14 V/m (10 V/m) IEC 61000-4-3
Resistance to electrostatic discharge	4 KV on contact (on metal parts) IEC 61000-4-2 8 kV in free air (in insulating parts) IEC 61000-4-2
Electromagnetic emission	Class B IEC 55011

## Ordering and shipping details

Category	22467-PUSHBUTTONS,22MM(PLASTIC) NEW
Discount Schedule	CS2
GTIN	3606489745226
Nbr. of units in pkg.	1
Package weight(Lbs)	0.74 oz (21.0 g)
Returnability	Yes

## Packing Units

Unit Type of Package 1	PCE
Package 1 Height	0.87 in (2.2 cm)
Package 1 width	2.56 in (6.5 cm)
Package 1 Length	3.35 in (8.5 cm)
Unit Type of Package 2	P06
Number of Units in Package 2	1600
Package 2 Weight	89.29 lb(US) (40.5 kg)
Package 2 Height	31.50 in (80 cm)
Package 2 width	31.50 in (80 cm)
Package 2 Length	23.62 in (60 cm)
Unit Type of Package 3	S01
Number of Units in Package 3	50
Package 3 Weight	3.08 lb(US) (1.398 kg)
Package 3 Height	5.91 in (15 cm)
Package 3 width	5.91 in (15 cm)
Package 3 Length	15.75 in (40 cm)

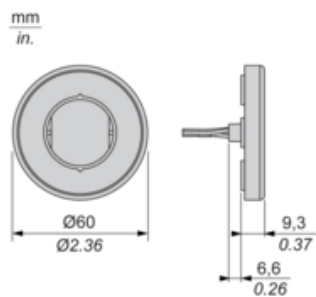
## Offer Sustainability

Sustainable offer status	Green Premium product
California proposition 65	WARNING: This product can expose you to chemicals including: Lead and lead compounds, which is known to the State of California to cause cancer and birth defects or other reproductive harm. For more information go to <a href="http://www.P65Warnings.ca.gov">www.P65Warnings.ca.gov</a>
REACH Regulation	<a href="#">REACH Declaration</a>
EU RoHS Directive	Pro-active compliance (Product out of EU RoHS legal scope) <a href="#">EU RoHS Declaration</a>
Mercury free	Yes
RoHS exemption information	<a href="#">Yes</a>
China RoHS Regulation	<a href="#">China RoHS Declaration</a>
Environmental Disclosure	<a href="#">Product Environmental Profile</a>
Circularity Profile	<a href="#">End Of Life Information</a>

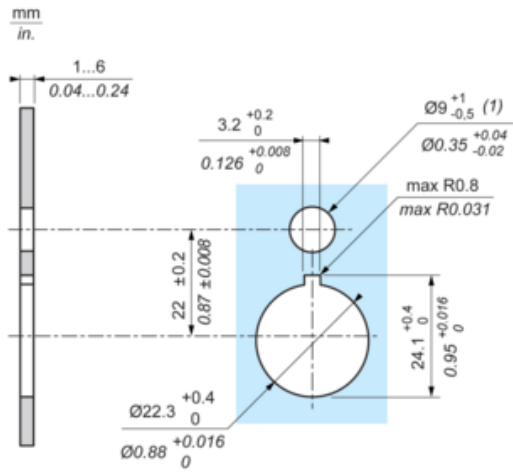
## Contractual warranty

Warranty	18 months
----------	-----------

Dimensions



Mounting and Clearance

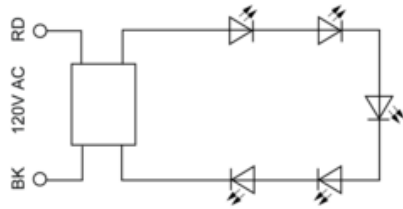


(1) : For IP X9 applications, the max recommendation dimension of hole is Ø9 mm/Ø0.35 in.

---

Wiring Diagram

---



RD : Red  
BK : Black