

Inline function terminal - IB IL TEMPCON 300 RTD-PAC - 2819668

Please be informed that the data shown in this PDF Document is generated from our Online Catalog. Please find the complete data in the user's documentation. Our General Terms of Use for Downloads are valid (<http://phoenixcontact.com/download>)



Inline temperature controller, complete with accessories (connector and labeling field) with 6 resistance thermometer inputs, 6 binary outputs, 1 input for recording the total current of heating elements, can be expanded to 30 control circuits with Inline temperature measurement terminals.

Why buy this product

- ✓ The Inline multi-channel temperature controller is a freely parameterizable slave for the Inline installation system.
- ✓ Can be extended by up to 30 closed-loop control circuits using additional temperature measurement terminals.
- ✓ Transmission speed 500 kbps

Key Commercial Data

Packing unit	1 STK
Weight per Piece (excluding packing)	308.100 g
Custom tariff number	90328900
Country of origin	Germany

Technical data

Dimensions

Width	48.8 mm
Height	136.8 mm
Depth	71.5 mm

Ambient conditions

Degree of protection	IP20
----------------------	------

Interfaces

Interface	Inline local bus
Connection method	Inline data jumper
Transmission speed	500 kBit/s

Power supply

Typical current consumption	90 mA
Max. current consumption	600 mA

Inline function terminal - IB IL TEMPCON 300 RTD-PAC - 2819668

Technical data

Electrical isolation

Test section	7.5 V supply (bus logics)/24 V supply (I/O) 500 V AC 50 Hz 1 min.
	Analog inputs/functional earth ground 500 V AC 50 Hz 1 min.

Inputs

Number of inputs	6
Connection method	3-conductor (shielded)
Measured value representation	-200°C ... 850°C
Measured value resolution	0.1 K
A/D conversion time	175 ms

General

Weight	122 g
Number of plugs	4
Mounting type	DIN rail
Designation	Inline connector
Connection method	Spring-cage connection
Conductor cross section solid min.	0.08 mm ²
Conductor cross section solid max.	1.5 mm ²
Conductor cross section flexible min.	0.08 mm ²
Conductor cross section flexible max.	1.5 mm ²
Conductor cross section AWG min.	28
Conductor cross section AWG max.	16
Connection method	3-conductor (shielded)

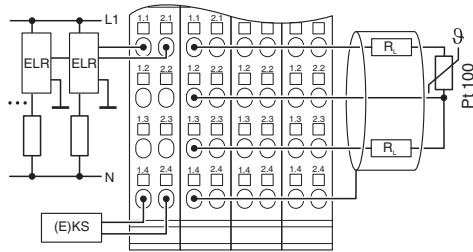
Inline potentials

Communications power U_L	7.5 V DC (via voltage jumper)
Current consumption from U_L	150 mA (maximum) 90 mA (typical)
Segment circuit supply U_S	24 V DC (via voltage jumper)
Current consumption from U_S	max. 600 mA
I/O supply voltage U_{ANA}	24 V DC (via voltage jumper)
Current consumption from U_{ANA}	typ. 30 mA

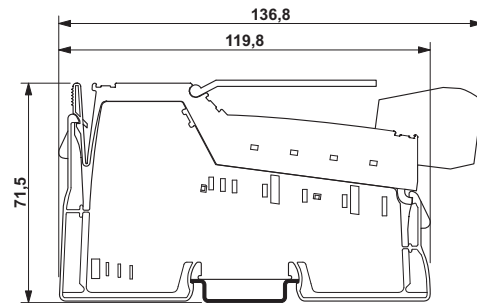
Drawings

Inline function terminal - IB IL TEMPCON 300 RTD-PAC - 2819668

Connection diagram



Dimensional drawing



Classifications

eCl@ss

eCl@ss 4.0	27250304
eCl@ss 4.1	27250304
eCl@ss 5.0	27250304
eCl@ss 5.1	27242605
eCl@ss 6.0	27242605
eCl@ss 7.0	27242605
eCl@ss 8.0	27242605
eCl@ss 9.0	27242605

ETIM

ETIM 2.0	EC001433
ETIM 3.0	EC001601
ETIM 4.0	EC001601
ETIM 5.0	EC001601

UNSPSC

UNSPSC 6.01	43172015
UNSPSC 7.0901	43201404
UNSPSC 11	43172015
UNSPSC 12.01	43201404
UNSPSC 13.2	43201404

Approvals

Approvals

Inline function terminal - IB IL TEMPCON 300 RTD-PAC - 2819668


Approvals


Approvals

UL Listed / cUL Listed / cULus Listed

Ex Approvals

Approval details

UL Listed  <http://database.ul.com/cgi-bin/XYVV/template/LISEXT/1FRAME/index.htm> FILE E 238705

cUL Listed  <http://database.ul.com/cgi-bin/XYVV/template/LISEXT/1FRAME/index.htm> FILE E 238705

cULus Listed 

Accessories

Accessories

Adapter cable

Interface cable - TEMPCON CAB-V24 - 2819419



Interface cable for Inline temperature controllers (IB IL TEMPCON ...), single

Configuration and diagnostics

License key - IB IL TEMPCONTROL - 2819370



License key for using the engineering tools for the multi-channel process controllers of type: IB IL TEMPCON 300, including interface cable TEMPCON CAB-V24. The software must also be downloaded.

Inline function terminal - IB IL TEMPCON 300 RTD-PAC - 2819668

Accessories

Labeling panel

Labeling field - IB IL FIELD 8 - 2727515

Labeling field, width: 48.8 mm



Plug

Inline shield connector - IB IL SCN 6-SHIELD-TWIN - 2740245



Inline shield connector

Inline connector - IB IL SCN-8 - 2726337



Connector, for digital 1, 2 or 8-channel Inline terminals

Terminal marking

Insert strip - ESL 62X46 - 0809502

Insert strip, Sheet, white, unlabeled, can be labeled with: Office printing systems, Plotter: Laser printer, Mounting type: Insert, Lettering field: 62 x 46 mm

