

NOTES: (UNLESS OTHERWISE SPECIFIED)

- MATING TERMINAL SHOWN ON SD-34083-002
- MATERIAL: ASTM B422, UNS C19025, HR04
THICKNESS: 0.30 mm ± 0.01
TEMPER: FULL, HARD (REF)
TENSILE: 496 MN MPA
- TIN PLATED TERMINAL FINISH
OVERALL UNDERPLATE ELECTRODEPOSITED NICKEL
OVERALL ELECTRODEPOSITED REFLOW TIN
- GOLD PLATED TERMINAL FINISH
OVERALL UNDERPLATE ELECTRODEPOSITED DUCTILE SULFAMATE NICKEL
CONTACT AREA - ELECTRODEPOSITED GOLD
GRP AREA - ELECTRODEPOSITED 100% TIN MATTE FINISH
- SILVER PLATED TERMINAL FINISH
OVERALL UNDERPLATE ELECTRODEPOSITED DUCTILE SULFAMATE NICKEL
CONTACT AREA - ELECTRODEPOSITED PURE SILVER (0.5% MAX IMPURITIES) SEM-BRIGHT FINISH
- SILVER ANTI-ARNISH + EVARITE
GRP AREA - ELECTRODEPOSITED 100% TIN MATTE FINISH
- MEETS PERFORMANCE SPECIFICATION FOR CABLE TO TERMINAL ELECTRICAL CRIMPS PER SAE/JSCAR-21 (2/2004)
- MEETS PERFORMANCE STANDARD FOR AUTOMOTIVE ELECTRICAL CONNECTOR SYSTEMS FOR SAE/JSCAR-2, REV. 4 (TEMP CLASS 3) (5/2004)
- MEETS ELECTRICAL CONNECTION SYSTEM DESIGN SPECIFICATION (SDS) REV.15 (9/2007)
- MEETS FIELD CORRELATED LIFE TEST (FCLT) PER SAE/JSCAR-20 (6/2004)
- REFERENCE FORD CAVITY SPECIFICATION 978G-14421-ADA
- REFERENCE AS-34080-001 FOR CRIMP INFORMATION
- REFERENCE PK-31300-516 FOR REEL DIRECTION
- REFERENCE PS-34083-002 FOR PRODUCT SPECIFICATION

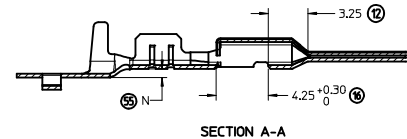
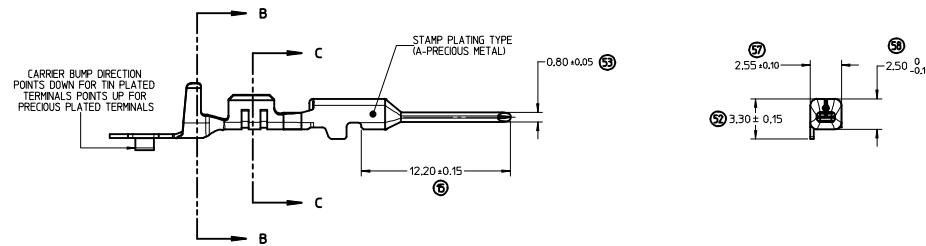
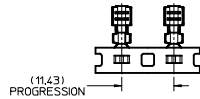
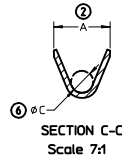
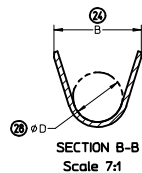
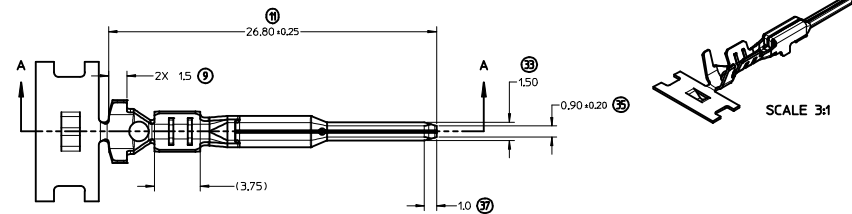
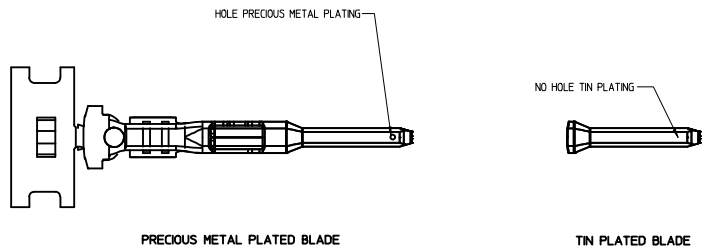


TABLE 1 - TERMINAL PART NUMBER AND DIMENSION REFERENCE

FAMILY	GENDER	SEALING	PLATING	PART NUMBER	PAYOFF DIRECTION	GRIP CODE	WIRE SIZES*	A ±0.3	B ±0.20	C ±0.3	D ±0.15	N ±0.10	SPECIAL CHARACTERISTICS
MX150	BLADE	WIRE SEAL	Sn	34080-0003	RIGHT (B)	22	22AWG	2.5	4.85	0.9	2.90	0.55	HIGH PERFORMANCE Sn
				34080-1003	LEFT (D)		0.35-0.50mm²						
				34080-0002	RIGHT (B)	18	20/18AWG	3.3	5.00	1.3	2.90	0.70	
				34080-1002	LEFT (D)		0.75-1.00mm²						
				34080-0001	RIGHT (B)	14	16/14AWG	3.6	5.00	1.7	2.90	0.90	
				34080-1001	LEFT (D)		1.50-2.00mm²						
			Au	34080-0106	RIGHT (B)	22	22AWG	2.5	4.85	0.9	2.90	0.55	HIGH PERFORMANCE Au
				34080-1106	LEFT (D)		0.35-0.50mm²						
				34080-0104	RIGHT (B)	18	20/18AWG	3.3	5.00	1.3	2.90	0.70	
				34080-1104	LEFT (D)		0.75-1.00mm²						
				34080-0102	RIGHT (B)	14	16/14AWG	3.6	5.00	1.7	2.90	0.90	
				34080-1102	LEFT (D)		1.50-2.00mm²						
Ag	34080-0206	RIGHT (B)	22	22AWG	2.5	4.85	0.9	2.90	0.55	HIGH PERFORMANCE Ag			
	34080-1206	LEFT (D)		0.35-0.50mm²									
	34080-0204	RIGHT (B)	18	20/18AWG	3.3	5.00	1.3	2.90	0.70				
	34080-1204	LEFT (D)		0.75-1.00mm²									
34080-0202	RIGHT (B)	14	16/14AWG	3.6	5.00	1.7	2.90	0.90					
34080-1202	LEFT (D)		1.50-2.00mm²										

*SEE AS-34080-001 FOR SPECIFIC WIRE TYPES

MINOR CORRECTIONS IEC NO: UAU2017-1076 DRAWN: WAKESHISHI 2017/05/24 CHK'D: DHIR 2017/05/29 APPR'T: SMITH 2017/06/09	QUALITY SYMBOLS	GENERAL TOLERANCES (UNLESS SPECIFIED)	DIMENSION STYLE	SCALE	DESIGN UNITS	THIRD ANGLE PROJECTION
	▽=0	4 PLACES ± mm ± INCH	MM ONLY	5:1	METRIC	MX 150 BLADE CABLE SEAL
	▽=0	3 PLACES ± 0.10 ± 0.004				
	▽=0	1 PLACE ± 0.3 ± 0.012				
		ANGULAR ± 3 °	MATERIAL NO.	DOCUMENT NO.	SHEET NO.	
		DRAFT WHERE APPLICABLE MUST REMAIN WITHIN DIMENSIONS	SEE TABLE	SD-34080-001	1 OF 1	
			THIS DRAWING CONTAINS INFORMATION THAT IS PROPRIETARY TO MOLEX INCORPORATED AND SHOULD NOT BE USED WITHOUT WRITTEN PERMISSION			



NOTES: (UNLESS OTHERWISE SPECIFIED)

- MATING TERMINAL SHOWN ON SD-34083-002
- MATERIAL: ASTM B422, UNS C19025, HR04
THICKNESS: 0.30 mm ± 0.01
TEMPER: FULL, HARD (REF)
TENSILE: 496 MN MPA
- TIN PLATED TERMINAL FINISH
OVERALL UNDERPLATE ELECTRODEPOSITED NICKEL
OVERALL ELECTRODEPOSITED REFLOW TIN
- GOLD PLATED TERMINAL FINISH
OVERALL UNDERPLATE ELECTRODEPOSITED DUCTILE SULFAMATE NICKEL
CONTACT AREA - ELECTRODEPOSITED GOLD
GRP AREA - ELECTRODEPOSITED 100% TIN MATTE FINISH
- SILVER PLATED TERMINAL FINISH
OVERALL UNDERPLATE ELECTRODEPOSITED DUCTILE SULFAMATE NICKEL
CONTACT AREA - ELECTRODEPOSITED PURE SILVER (0.5% MAX IMPURITIES) SEM-BRIGHT FINISH
- SILVER ANTI-ARNISH + EVARITE
GRP AREA - ELECTRODEPOSITED 100% TIN MATTE FINISH
- MEETS PERFORMANCE SPECIFICATION FOR CABLE TO TERMINAL ELECTRICAL CRIMPS PER SAE/J533-2 (2/2004)
- MEETS PERFORMANCE STANDARD FOR AUTOMOTIVE ELECTRICAL CONNECTOR SYSTEMS FOR SAE/J533-2, REV. 4 (TEMP CLASS 3) (5/2004)
- MEETS ELECTRICAL CONNECTION SYSTEM DESIGN SPECIFICATION (SDS) REV.15 (9/2007)
- MEETS FIELD CORRELATED LIFE TEST (FCLT) PER SAE/J533-20 (6/2004)
- REFERENCE FORD CAVITY SPECIFICATION 978G-14421-ADA
- REFERENCE AS-34080-001 FOR CRIMP INFORMATION
- REFERENCE PK-31300-516 FOR REEL DIRECTION
- REFERENCE PS-34083-002 FOR PRODUCT SPECIFICATION

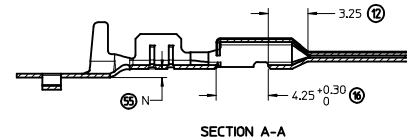
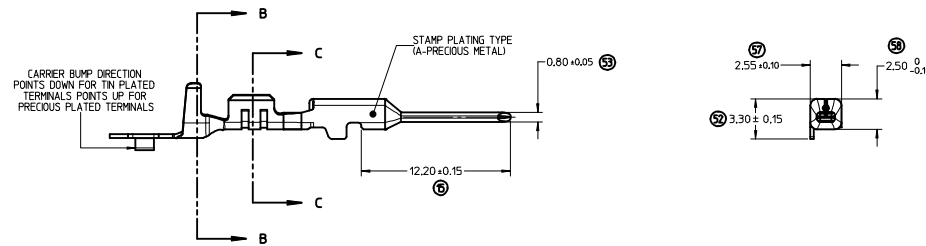
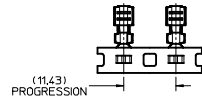
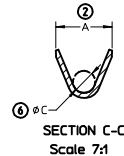
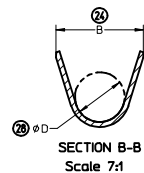


TABLE 1 - TERMINAL PART NUMBER AND DIMENSION REFERENCE

FAMILY	GENDER	SEALING	PLATING	PART NUMBER	PAYOFF DIRECTION	GRIP CODE	WIRE SIZES*	A ±0.3	B ±0.20	C ±0.3	D ±0.15	N ±0.10	SPECIAL CHARACTERISTICS	
MX150	BLADE	WIRE SEAL	Sn	34080-0003	RIGHT (B)	22	22AWG	2.5	4.85	0.9	2.90	0.55	HIGH PERFORMANCE Sn	
				34080-1003	LEFT (D)									
				34080-0002	RIGHT (B)	18	20/18AWG	3.3	5.00	1.3	2.90	0.70		
				34080-1002	LEFT (D)									
				34080-0001	RIGHT (B)	14	16/14AWG	3.6	5.00	1.7	2.90	0.90		
				34080-1001	LEFT (D)									
			Au	34080-0106	RIGHT (B)	22	22AWG	2.5	4.85	0.9	2.90	0.55	HIGH PERFORMANCE Au	
				34080-1106	LEFT (D)									
				34080-0104	RIGHT (B)	18	20/18AWG	3.3	5.00	1.3	2.90	0.70		
				34080-1104	LEFT (D)									
				34080-0102	RIGHT (B)	14	16/14AWG	3.6	5.00	1.7	2.90	0.90		
				34080-1102	LEFT (D)									
Ag	34080-0206	RIGHT (B)	22	22AWG	2.5	4.85	0.9	2.90	0.55	HIGH PERFORMANCE Ag				
	34080-1206	LEFT (D)												
	34080-0204	RIGHT (B)	18	20/18AWG	3.3	5.00	1.3	2.90	0.70					
	34080-1204	LEFT (D)												
				34080-0202	RIGHT (B)	14	16/14AWG	3.6	5.00	1.7	2.90	0.90		
				34080-1202	LEFT (D)									

*SEE AS-34080-001 FOR SPECIFIC WIRE TYPES

MINOR CORRECTIONS IEC NO: UAU2017-1076 DRAWN: WAKESHISHI 2017/05/24 CHK'D: DHIR 2017/05/29 APPR'T: SMITH 2017/06/09	QUALITY SYMBOLS ∇=0 ∇=0 ∇=0	GENERAL TOLERANCES (UNLESS SPECIFIED)		DIMENSION STYLE MM ONLY		SCALE 5:1	DESIGN UNITS METRIC	THIRD ANGLE PROJECTION
		4 PLACES ± mm ± INCH 3 PLACES ± --- ± --- 2 PLACES ± 0.10 ± --- 1 PLACE ± 0.3 ± --- 0 PLACE ± ±		DATE 2008/06/09 DATE 2008/06/09 DATE 2008/09/06		TITLE MX 150 BLADE CABLE SEAL		
		ANGULAR ± 3 ° DRAFT WHERE APPLICABLE MUST REMAIN WITHIN DIMENSIONS		MATERIAL NO. SEE TABLE		DOCUMENT NO. SD-34080-001		
		SIZE D		THIS DRAWING CONTAINS INFORMATION THAT IS PROPRIETARY TO MOLEX INCORPORATED AND SHOULD NOT BE USED WITHOUT WRITTEN PERMISSION		SHEET NO. 1 OF 1		