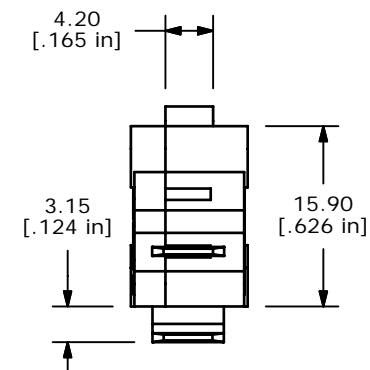
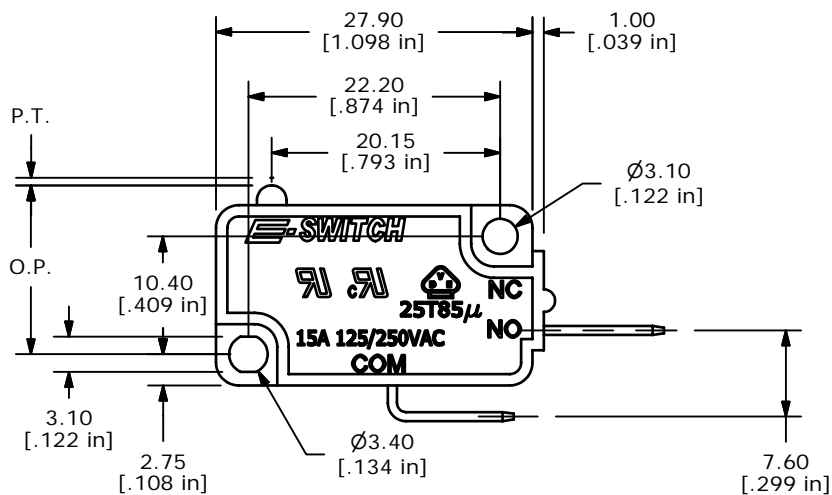
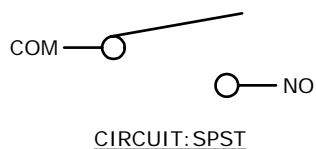


O.P. (MM)	P.T. (MM)
14.7 ± 0.5	2.0 MAX.

O.P. = OPERATING POINT
P.T. = PRE-TRAVEL



- NOTES:
1. ALL DIMENSIONS IN MM [INCH]
 2. GENERAL TOLERANCE: X.X=±0.4
X.XX=±0.25
 3. RATING: 15A @125/250VAC UL, CUL, VDE APPROVED
 4. OPERATING FORCE: 100±30 GRAMS
 5. OPERATING TEMP: -25°C TO 85°C
 6. ELECTRICAL LIFE: 50,000 CYCLES MIN.
 7. MECHANICAL LIFE: 1,000,000 CYCLES TYP.
 8. INSULATION RESISTANCE: 100 MEGA-OHMS MIN.
 9. DIELECTRIC STRENGTH: 1500VAC 1 MINUTE (INITIAL VALUE)
 10. CONTACT RESISTANCE: 100 MILLI-OHMS MAX.
 11. ▲ DENOTES CRITICAL PARAMETER.
 12. 2002/95/EC (ROHS) COMPLIANT

REV	PCR NO	DESCRIPTION	DATE	BY
C	15738	EDIT CIRCUIT DRAWING	2/7/06	PH
B	15693	EDIT TERMINAL	1/18/06	PH
A	15611	RELEASED FOR PRODUCTION	12/16/05	PH



TITLE LS0851500F100C2C

THE INFORMATION CONTAINED IN THIS DOCUMENT IS PROPRIETARY TO E-SWITCH AND IS NOT TO BE COPIED OR TRANSFERRED

SCALE	DATE	DR	DWG	REV
1.5:1	12/16/2005	PH	Q950027	C