

# Bussmann series 14 x 65 mm Photovoltaic fuse links



## Product description

Eaton's Bussmann series range of 14 x 65 mm fuse links is specifically designed for protecting and isolating photovoltaic strings. These fuse links are capable of interrupting low overcurrents associated with faulted PV systems (reverse current, multi-array fault).

**Catalogue symbol**

- Cylindrical: PV-(amp rating)A14LF
- Cylindrical with tags: PV-(amp rating)A14L-T
- Cylindrical with 10 mm fixings: PV-(amp rating)A14LF10F

**Fuse size**

- 14 x 65 mm

**Technical data**

- Rated voltage:
  - 1300 V d.c. (25 and 32 A)
  - 1500 V d.c. (15 and 20 A)
- Rated current: 15 to 32 A
- Breaking capacity: 10 kA
- Class of operation: gPV
- Minimum interrupting rating:  $2 \times I_n$
- PV fuse coordination with thin film cells 4", 5" and 6" crystalline silicon cells
- Time constant: 1-3 ms

**Standards/Approvals**

- IEC 60269-6
- UL 2579 (File number E335324)
- RoHS compliant

**Packaging**

- MOQ: 10

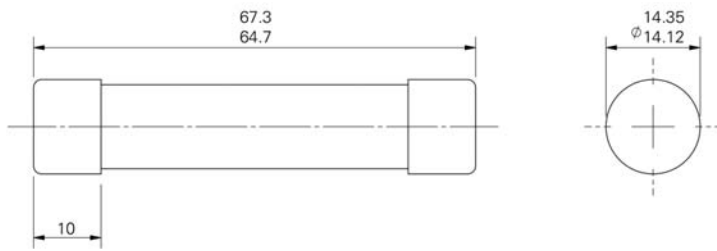
**Accessories**

- Fuse clips
  - 5592-01 for -LF
  - 5960-07 and 5960-09 for -10F

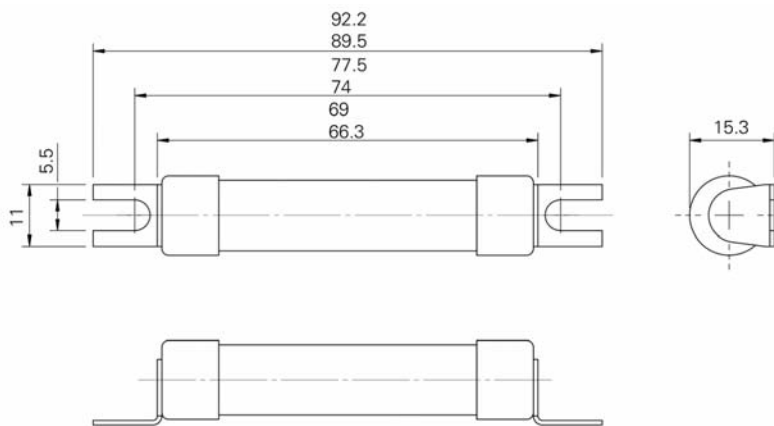
**Table 1. Technical data**

Catalogue number					Energy integrals I <sup>2</sup> t (A <sup>2</sup> s)		Watts loss (W)	
Cylindrical	Cylindrical with tags	Cylindrical with 10mm fixings	Rated current (A)	Rated voltage (V d.c.)	Pre-arcing	Total at rated voltage	0.8 I <sub>n</sub>	I <sub>n</sub>
PV-15A14LF	PV-15A14L-T	PV-15A14LF10F	15	1500	14	160	3.2	5.8
PV-20A14LF	PV-20A14L-T	PV-20A14LF10F	20		34	400	3.6	6.5
PV-25A14LF	PV-25A14L-T	PV-25A14LF10F	25	1300	65	550	4.1	7.5
PV-32A14LF	PV-32A14L-T	PV-32A14LF10F	32		105	900	5.7	10.4

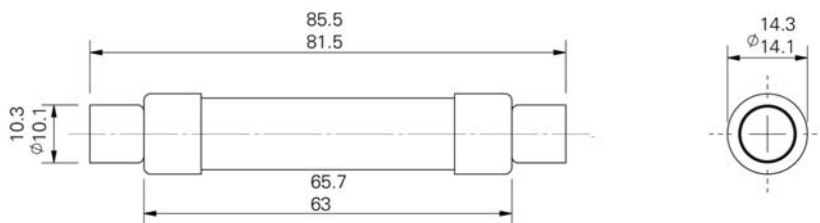
Dimensions - mm



Cylindrical PV-(amp rating)A14LF

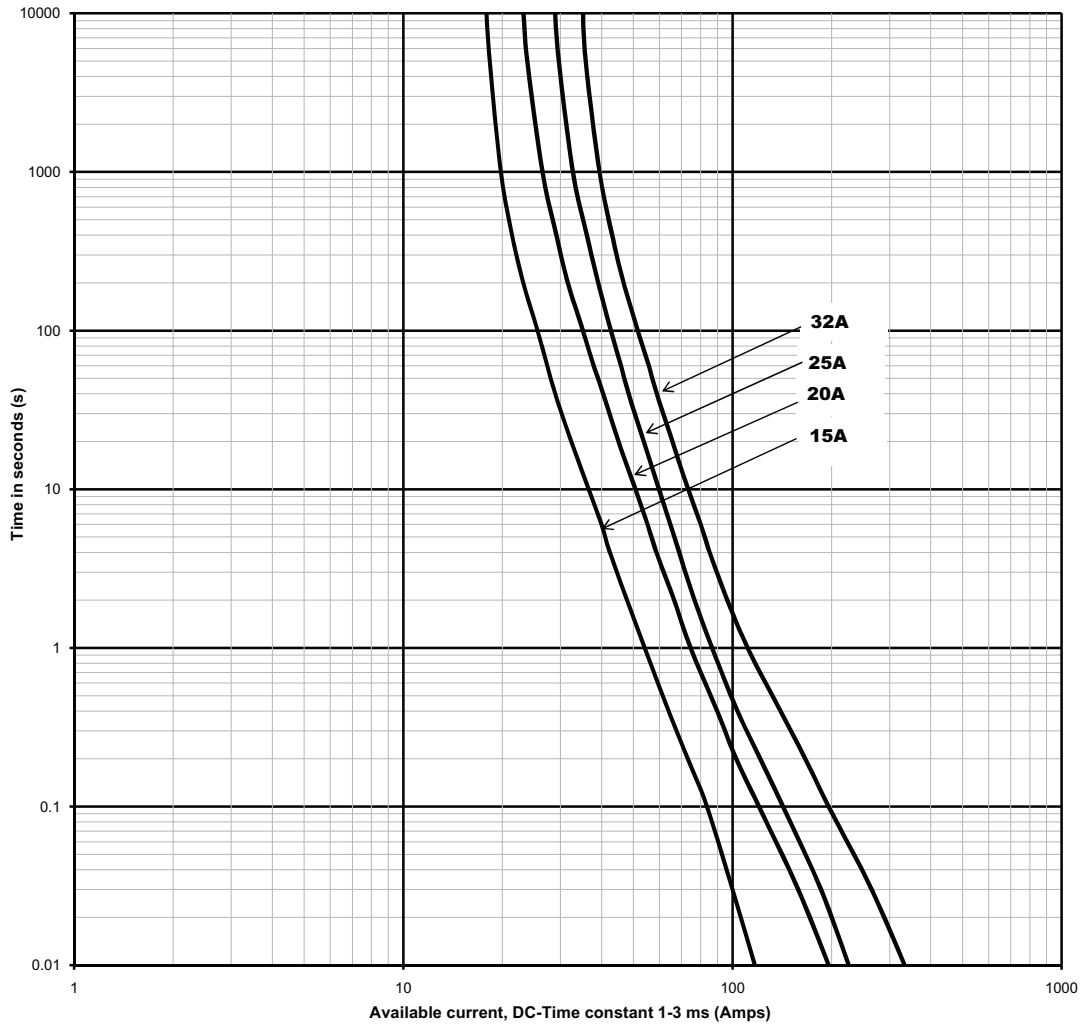


Cylindrical with Tags PV-(amp rating)A14LT



Cylindrical with 10mm Fixings PV-(amp rating)A14LF10F

**Time current curve**



Changes to the products, to the information contained in this document, and to prices are reserved; so are errors and omissions. Only order confirmations and technical documentation by Eaton is binding. Photos and pictures also do not warrant a specific layout or functionality. Their use in whatever form is subject to prior approval by Eaton. The same applies to Trademarks (especially Eaton, Moeller, and Cutler-Hammer). The Terms and Conditions of Eaton apply, as referenced on Eaton Internet pages and Eaton order confirmations.

**Eaton**  
 EMEA Headquarters  
 Route de la Longeraie 7  
 1110 Morges, Switzerland  
 Eaton.eu

© 2015 Eaton  
 All Rights Reserved  
 Publication No. 720139  
 September 2015