

Subject to changes. Please also observe the further product documentation!

WAGO GmbH & Co. KG
 Hansastr. 27
 32423 Minden
 Phone: +49571 887-0 | Fax: +49571 887-169
 Email: info.de@wago.com | Web: www.wago.com

Do you have any questions about our products?
 We are always happy to take your call at +49 (571) 887-44222.



Item description

The PFC100 Controller is a compact PLC for the modular WAGO I/O System. Besides network and fieldbus interfaces, the controller supports all digital, analog and specialty I/O modules found within the 750/753 Series.

Two ETHERNET interfaces and an integrated switch enable line topology wiring.

An integrated Webserver provides user configuration options, while displaying PFC100 status information.

Besides the processing industry and building automation, typical applications for the PFC100 include standard machinery and equipment control (e.g., packaging, bottling and manufacturing systems, as well as textile, metal and wood processing machines).

The DIP switch configures the last byte of the IP address and may be used for IP address assignment.

Programming per IEC 61131-3

- Programmable via *e!COCKPIT*
- Direct connection of WAGO's I/O modules
- 2 x ETHERNET (configurable)
- Linux 3.18 operating system with RT-Preempt patch
- Configuration via *e!COCKPIT* or Web-Based Management interface
- Maintenance-free

Data

Technical data

Communication	Modbus (TCP, UDP) ETHERNET EtherNet/IP™ Adapter (slave), library for <i>e!RUNTIME</i> MQTT
ETHERNET protocols	DHCP DNS NTP FTP FTPS SNMP HTTP HTTPS SSH
Visualization	Web-Visu Web Visu
Operating system	Real-time Linux 3.18 (with RT-Preempt patch)
CPU	Cortex A8; 600 MHz
Programming languages per IEC 61131-3	Instruction List (IL) Ladder Diagram (LD)

Subject to changes. Please also observe the further product documentation!



Function Block Diagram (FBD)
 Continuous Function Chart (CFC)
 Structured Text (ST)
 Sequential Function Chart (SFC)

Programming environment	<i>e!COCKPIT</i> (based on CODESYS V3)
Configuration options	<i>e!COCKPIT</i> WAGO-I/O-CHECK Web-Based Management
Baud rate (communication/fieldbus 1)	10/100 Mbit/s
Baud rate	ETHERNET: 10/100 Mbit/s
Transmission medium (communication/fieldbus)	ETHERNET: Twisted Pair S-UTP; 100 Ω; Cat. 5; 100 m maximum cable length
Main memory (RAM)	256 MB
Internal memory (flash)	256 MB
Non-volatile hardware memory	64 Kbytes
Program memory	12 MB (Program and data memory (dynamically distributed))
Data memory	12 MB Program and data memory (dynamically distributed)
Non-volatile software memory	64. Kbytes
Type of memory card	microSD up to 32 GB (all guaranteed properties only valid with WAGO's memory card)
Memory card slot	Push-push mechanism; Cover lid (sealable)
Number of modules per node (max.)	250
Number of modules without a bus extension (max.)	64
Input and output process image (internal) max.	1000 words/1000 words
Input and output process image (Modbus®) max.	CODESYS V3: 32000 words/32000 words
Indicators	LED (SYS, RUN, I/O, USR) red/green/orange: Status of system, program, local data bus, status programmable by user (can be used via CODESYS library); LED (A, B) green: Status of system power supply, field supply
Supply voltage (system)	24 VDC (-25 ... +30 %); via pluggable connector (CAGE CLAMP® connection)
Input current (typ.) at nominal load (24 V)	550 mA
Total current (system supply)	1,700 mA
Supply voltage (actuator)	N/A N/A
Supply voltage (field)	24 VDC (-25 ... +30 %); via power jumper contacts
Current carrying capacity (power jumper contacts)	10 A
Number of outgoing power jumper contacts	3
Isolation	500 V system/field

Subject to changes. Please also observe the further product documentation!



Connection data

Connection technology: communication/fieldbus	Modbus (TCP, UDP): 2 x RJ-45
Connection technology: system supply	2 x CAGE CLAMP®
Connection technology: field supply	6 x CAGE CLAMP®
Connection type 1	System/field supply
Solid conductor	0.08 ... 2.5 mm ² / 28 ... 14 AWG
Fine-stranded conductor	0.08 ... 2.5 mm ² / 28 ... 14 AWG
Strip length	8 ... 9 mm / 0.31 ... 0.35 inches
Connection technology: device configuration	1 x Male connector; 4-pole

Physical data

Width	61.5 mm / 2.421 inches
Height	100 mm / 3.937 inches
Depth	71.9 mm / 2.831 inches
Depth from upper-edge of DIN-rail	64.7 mm / 2.547 inches

Mechanical Data

Weight	127.9 g
Color	light gray
Housing material	Polycarbonate; polyamide 6.6
Conformity marking	CE

Environmental requirements

Ambient temperature (operation)	0 ... +55 °C
Ambient temperature (storage)	-25 ... +85 °C
Protection type	IP20
Pollution degree	2 per IEC 61131-2
Operating altitude	without temperature derating: 0 ... 2000 m; with temperature derating: 2000 ... 5000 m (0.5 K/100 m); 5000 m (max.)
Relative humidity (without condensation)	95 %
Mounting position	any
Mounting type	DIN-35 rail
Vibration resistance	4g per IEC 60068-2-6
Shock resistance	15g per IEC 60068-2-27
EMC immunity to interference	per EN 61000-6-2, marine applications

Subject to changes. Please also observe the further product documentation!

WAGO GmbH & Co. KG
 Hansastr. 27
 32423 Minden
 Phone: +49571 887-0 | Fax: +49571 887-169
 Email: info.de@wago.com | Web: www.wago.com

Do you have any questions about our products?
 We are always happy to take your call at +49 (571) 887-44222.



EMC emission of interference	per EN 61000-6-3, marine applications
Exposure to pollutants	Per IEC 60068-2-42 and IEC 60068-2-43
Fire load	2.48 MJ
Permissible H ₂ S contaminant concentration at a relative humidity 75 %	10 ppm
Permissible SO ₂ contaminant concentration at a relative humidity 75 %	25 ppm

Commercial data

eCl@ss 10.0	27-24-26-07
eCl@ss 9.0	27-24-26-07
ETIM 8.0	EC000236
ETIM 7.0	EC000236
PU (SPU)	1 pcs
Packaging type	box
Country of origin	DE
GTIN	4055143351843
Customs tariff number	85371091990

Environmental Product Compliance

CAS-No.	1303-86-2 1314-23-4 1317-36-8 693-98-1 7439-92-1 79-94-7
REACH Candidate List Substance	2,2',6,6'-tetrabromo-4,4'-isopropylidenediphenol 2-methylimidazole Diboron trioxide Lead Lead monoxide Zirconium Oxide
RoHS Compliance Status	Compliant, With Exemption
RoHS Exemption	6(c) 7(a) 7(c)-I 7(c)-II
SCIP notification number (Austria)	3ae1ebc5-b970-4ec3-bace-f308947236fa
SCIP notification number (Belgium)	577d074b-f5b6-47a3-86f5-e03afa6f8acf
SCIP notification number (Bulgaria)	0c137896-495d-4572-8bad-2f12636184af

Subject to changes. Please also observe the further product documentation!





WAGO GmbH & Co. KG
Hansastr. 27
32423 Minden
Phone: +49571 887-0 | Fax: +49571 887-169
Email: info.de@wago.com | Web: www.wago.com

Do you have any questions about our products?
We are always happy to take your call at +49 (571) 887-44222.



SCIP notification number (Czech Republic)	fa250128-b0e8-4526-b55c-1e75c36bee79
SCIP notification number (Denmark)	85b64307-1dd8-4c08-b444-b940554bedf5
SCIP notification number (Finland)	9bd68d0c-2c48-47b6-b9f5-d073ce6649cf
SCIP notification number (France)	b084583f-17c9-44b5-a2fe-8722dafc4d2f
SCIP notification number (Germany)	5e3b6efc-ca82-4d2e-ad28-ecba7927bbc0
SCIP notification number (Hungary)	50f0bf53-fb33-4fea-a632-c0104484f5c9
SCIP notification number (Italy)	5bd461b4-56da-42a4-81a7-753e791fe261
SCIP notification number (Netherlands)	1756c077-e8b4-422f-8db2-bfe8ebb567e9
SCIP notification number (Poland)	4c405904-267d-40be-9e96-deb919c82b51
SCIP notification number (Romania)	63e2dcd9-b83c-410b-bf90-be70fa3d4f25
SCIP notification number (Sweden)	0af18714-977e-4c7b-b78e-bf06250f786e

Approvals / Certificates







General approvals

Logo	Approval	Additional Approval Text	Certificate name
	CCC CNEX	CNCA-C23-01	2020312310000213 (Ex ec IIC T4 Gc)
	EAC Brjansker Zertifizierungsstelle	TP TC 020/2011	EAC RU C-DE.AM02. B.00087/19
	KC National Radio Research Agency	Article 58-2, Clause 3	MSIP-REM-W43- PFC750
	UL Underwriters Laboratories Inc. (ORDINARY LOCATIONS)	UL 508	E175199 Sec.1

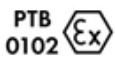



Approvals for marine applications

Logo	Approval	Additional Approval Text	Certificate name
	ABS American Bureau of Shipping	-	22-2219060
	BSH Bundesamt fuer Seeschifffahrt und Hydrographie	-	1104
	BV	Rules for class. of Steel Ships	66711/A0

Subject to changes. Please also observe the further product documentation!

	Bureau Veritas S.A.		
	DNV DNV GL SE	DNV-CG-0339, Aug. 2021	TAA0000194
	KR Korean Register of Shipping	-	KR HMB05880-AC001
	LR Lloyds Register EMEA	-	LR22180952TA
	PRS Polski Rejestr Statków	-	TE/2236/880590/19
	RINA RINA Germany GmbH	-	ELE343521XG001




Approvals for hazardous areas

Logo	Approval	Additional Approval Text	Certificate name
	ATEX TUEV Nord Cert GmbH	EN 60079-0	TUEV_14_ATEX_148929_X (II 3 G Ex ec IIC T4 Gc)
	CCC CNEX	CNCA-C23-01	2020312310000213 (Ex ec IIC T4 Gc)
	EAC Brjansker Zertifizierungsstelle	TP TC 012/2011	EAC RU C-DE.AM02.B.00163 /19 (2Ex e IIC T4 Gc X)
	IECEx TUEV Nord Cert GmbH	IEC 60079-0	IECEx TUN 14.0035 X (Ex ec IIC T4 Gc)
	INMETRO	IEC 60079-0	BR-Ex_TÜV 12.1297 X

Subject to changes. Please also observe the further product documentation!






TÜV Rheinland do Brasil Ltda.




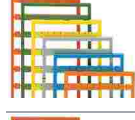




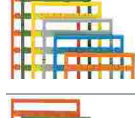
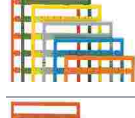
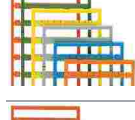
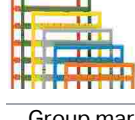
	KTL Korea Testing Laboratory	KOSHA Article 34, IEC60079-0	21-KA4BO-0556X
	UKEx WAGO GmbH & Co. KG	EN 60079-0	UKCA_WAGO22UKEX003X_ec
	UL Underwriters Laboratories Inc. (HAZARDOUS LOCATIONS)	UL 121201	E198726 Sec.1

Optional accessories

Marking accessories

Marker carrier			
	Item no.: 750-103 Group marker carrier	www.wago.com/750-103	
Marker			
	Item no.: 2009-145/000-006 Mini-WSB Inline; for Smart Printer; 1700 pieces on roll; stretchable 5 - 5.2 mm; plain; snap-on type; blue	www.wago.com/2009-145/000-006	
	Item no.: 2009-145 Mini-WSB Inline; for Smart Printer; 1700 pieces on roll; stretchable 5 - 5.2 mm; plain; snap-on type; white	www.wago.com/2009-145	
	Item no.: 2009-145/000-002 Mini-WSB Inline; for Smart Printer; 1700 pieces on roll; stretchable 5 - 5.2 mm; plain; snap-on type; yellow	www.wago.com/2009-145/000-002	
	Item no.: 2009-145/000-007 Mini-WSB Inline; for Smart Printer; 1700 pieces on roll; stretchable 5 - 5.2 mm; plain; snap-on type; gray	www.wago.com/2009-145/000-007	
	Item no.: 2009-145/000-005 Mini-WSB Inline; for Smart Printer; 1700 pieces on roll; stretchable 5 - 5.2 mm; plain; snap-on type; red	www.wago.com/2009-145/000-005	
Item no.: 2009-145/000-012			

Subject to changes. Please also observe the further product documentation!

	Mini-WSB Inline; for Smart Printer; 1700 pieces on roll; stretchable 5 - 5.2 mm; plain; snap-on type; orange	www.wago.com/2009-145/000-012
	Item no.: 2009-145/000-023 Mini-WSB Inline; for Smart Printer; 1700 pieces on roll; stretchable 5 - 5.2 mm; plain; snap-on type; green	www.wago.com/2009-145/000-023
	Item no.: 2009-145/000-024 Mini-WSB Inline; for Smart Printer; 1700 pieces on roll; stretchable 5 - 5.2 mm; plain; snap-on type; violet	www.wago.com/2009-145/000-024
	Item no.: 248-501/000-006 Mini-WSB marking card; as card; not stretchable; plain; snap-on type; blue	www.wago.com/248-501/000-006
	Item no.: 248-501/000-007 Mini-WSB marking card; as card; not stretchable; plain; snap-on type; gray	www.wago.com/248-501/000-007
	Item no.: 248-501/000-002 Mini-WSB marking card; as card; not stretchable; plain; snap-on type; yellow	www.wago.com/248-501/000-002
	Item no.: 248-501/000-012 Mini-WSB marking card; as card; not stretchable; plain; snap-on type; orange	www.wago.com/248-501/000-012
	Item no.: 248-501 Mini-WSB marking card; as card; not stretchable; plain; snap-on type; white	www.wago.com/248-501
	Item no.: 248-501/000-017 Mini-WSB marking card; as card; not stretchable; plain; snap-on type; light green	www.wago.com/248-501/000-017
	Item no.: 248-501/000-005 Mini-WSB marking card; as card; not stretchable; plain; snap-on type; red	www.wago.com/248-501/000-005
	Item no.: 248-501/000-024 Mini-WSB marking card; as card; not stretchable; plain; snap-on type; violet	www.wago.com/248-501/000-024
	Item no.: 248-501/000-023 Mini-WSB marking card; as card; not stretchable; plain; snap-on type; green	www.wago.com/248-501/000-023
Group marker carrier		

Subject to changes. Please also observe the further product documentation!



Item no.: 750-107
Group marker carrier

www.wago.com/750-107

Carrier rail

Mounting accessories



Item no.: 210-197
Steel carrier rail; 35 x 15 mm; 1.5 mm thick; 2 m long; slotted; similar to EN 60715; silver-colored

www.wago.com/210-197



Item no.: 210-198
Copper carrier rail; 35 x 15 mm; 2.3 mm thick; 2 m long; unslotted; according to EN 60715; copper-colored

www.wago.com/210-198



Item no.: 210-504
Steel carrier rail; 35 x 7.5 mm; 1 mm thick; 2 m long; slotted; galvanized; according to EN 60715; silver-colored

www.wago.com/210-504



Item no.: 210-505
Steel carrier rail; 35 x 7.5 mm; 1 mm thick; 2 m long; unslotted; galvanized; according to EN 60715; silver-colored

www.wago.com/210-505



Item no.: 210-506
Steel carrier rail; 35 x 15 mm; 1.5 mm thick; 2 m long; unslotted; galvanized; similar to EN 60715; silver-colored

www.wago.com/210-506




Item no.: 210-508
Steel carrier rail; 35 x 15 mm; 1.5 mm thick; 2 m long; slotted; galvanized; similar to EN 60715; silver-colored

www.wago.com/210-508



Item no.: 210-113
Steel carrier rail; 35 x 7.5 mm; 1 mm thick; 2 m long; unslotted; according to EN 60715; silver-colored

www.wago.com/210-113



Item no.: 210-118
Steel carrier rail; 35 x 15 mm; 2.3 mm thick; 2 m long; unslotted; according to EN 60715; silver-colored

www.wago.com/210-118



Item no.: 210-112
Steel carrier rail; 35 x 7.5 mm; 1 mm thick; 2 m long; slotted; according to EN 60715; "Hole width 25 mm; silver-colored

www.wago.com/210-112



Item no.: 210-114
Steel carrier rail; 35 x 15 mm; 1.5 mm thick; 2 m long; unslotted; similar to EN 60715; silver-colored

www.wago.com/210-114



Item no.: 210-115
Steel carrier rail; 35 x 7.5 mm; 1 mm thick; 2 m long; slotted; according to EN 60715; "Hole width 18 mm; silver-colored

www.wago.com/210-115



Item no.: 210-196
Aluminum carrier rail; 35 x 8.2 mm; 1.6 mm thick; 2 m long; unslotted; similar to EN 60715; silver-colored

www.wago.com/210-196

System housing














System enclosure



Item no.: 850-814/002-000
IP65 enclosure; Sheet steel (RAL 7035); WxHxD (200x120x200 mm); without flange plate

www.wago.com/850-814/002-000

Subject to changes. Please also observe the further product documentation!

	Item no.: 850-815/002-000 IP65 enclosure; Sheet steel (RAL 7035); WxHxD (300x120x200 mm); without flange plate	www.wago.com/850-815/002-000
	Item no.: 850-816/002-000 IP65 enclosure; Sheet steel (RAL 7035); WxHxD (400x120x200 mm); without flange plate	www.wago.com/850-816/002-000
	Item no.: 850-817/002-000 IP65 enclosure; Sheet steel (RAL 7035); WxHxD (600x120x200 mm); without flange plate	www.wago.com/850-817/002-000
	Item no.: 850-825 IP65 enclosure; Aluminium (RAL 7032); WxHxD (160x100x160 mm); 9 x M12, 4 x M20	www.wago.com/850-825
	Item no.: 850-826 IP65 enclosure; Aluminium (RAL 7032); WxHxD (240x100x160 mm); 4 x M20, 4 x M16, 14 x M12 cable grip	www.wago.com/850-826
	Item no.: 850-827 IP65 enclosure; Aluminium (RAL 7032); WxHxD (320x100x160 mm); 4 x M20, 8 x M16, 17 x M12 cable grip	www.wago.com/850-827
	Item no.: 850-827/002-000 IP65 enclosure; Aluminium (RAL 7035); WxHxD (320x100x160 mm); 4 x M20, 8 x M16, 17 x M12 cable grip	www.wago.com/850-827/002-000
	Item no.: 850-826/002-000 IP65 enclosure; Aluminium (RAL 7035); WxHxD (240x100x160 mm); 4 x M20, 4 x M16, 14 x M12 cable grip	www.wago.com/850-826/002-000
	Item no.: 850-828/002-000 IP65 enclosure; Aluminium (RAL 7035); WxHxD (480x100x160 mm); 4 x M20, 10 x M16, 35 x M12 cable grip	www.wago.com/850-828/002-000
	Item no.: 850-828 IP65 enclosure; Aluminium (RAL 7032); WxHxD (480x100x160 mm); 4 x M20, 10 x M16, 35 x M12 cable grip	www.wago.com/850-828
	Item no.: 850-834 IP65 enclosure; Polyester (RAL 7032); WxHxD (164x100x164 mm); 9 x M12, 4 x M20	www.wago.com/850-834
	Item no.: 850-835 IP65 enclosure; Polyester (RAL 7032); WxHxD (244x100x164 mm); 4 x M20, 4 x M16, 14 x M12 cable grip	www.wago.com/850-835
	Item no.: 850-836 IP65 enclosure; Polyester (RAL 7032); WxHxD (324x100x164 mm); 4 x M20, 8 x M16, 17 x M12 cable grip	www.wago.com/850-836

Software

Basic version

Subject to changes. Please also observe the further product documentation!



Item no.: 2759-101/1110-2005
e!COCKPIT; Multi-User License; 05 pcs

www.wago.com/2759-101/1110-2005



Item no.: 2759-101/1110-2002
e!COCKPIT; Workstation License

www.wago.com/2759-101/1110-2002



Item no.: 2759-101/1110-2015
e!COCKPIT; Multi-User License; 15 pcs

www.wago.com/2759-101/1110-2015



Item no.: 2759-101/1110-2020
e!COCKPIT; Multi-User License; 20 pcs

www.wago.com/2759-101/1110-2020



Item no.: 2759-101/1110-2010
e!COCKPIT; Multi-User License; 10 pcs

www.wago.com/2759-101/1110-2010



Item no.: 2759-101/1110-3000
e!COCKPIT; Site License

www.wago.com/2759-101/1110-3000



Item no.: 2759-101/1110-4000
e!COCKPIT; Buy-out License

www.wago.com/2759-101/1110-4000

Cables and pluggable connectors

Connector plug



Item no.: 750-975
ETHERNET RJ-45 connector, IP20; ETHERNET 10/100 Mbit/s; for field assembly

www.wago.com/750-975



Item no.: 750-978/000-012
Connector ETHERNET; RJ-45; Cat. 6A; straight; Code T568B; AWG 22; Strain relief

www.wago.com/750-978/000-012



Item no.: 750-979/000-012
Connector ETHERNET; RJ-45; Cat. 6A; angled; Code T568B; AWG 22; Strain relief

www.wago.com/750-979/000-012



Item no.: 750-978/000-021
Connector ETHERNET; RJ-45; Cat. 6A; straight; Code T568A; AWG 24; Strain relief

www.wago.com/750-978/000-021



Item no.: 750-979/000-022
Connector ETHERNET; RJ-45; Cat. 6A; angled; Code T568B; AWG 24; Strain relief

www.wago.com/750-979/000-022



Item no.: 750-978/000-022
Connector ETHERNET; RJ-45; Cat. 6A; straight; Code T568B; AWG 24; Strain relief

www.wago.com/750-978/000-022

Subject to changes. Please also observe the further product documentation!

WAGO GmbH & Co. KG

Hansastr. 27

32423 Minden

Phone: +49571 887-0 | Fax: +49571 887-169

Email: info.de@wago.com | Web: www.wago.com



Do you have any questions about our products?

We are always happy to take your call at +49 (571) 887-44222.

	Item no.: 750-979/000-011 Connector ETHERNET; RJ-45; Cat. 6A; angled; Code T568A; AWG 22; Strain relief	www.wago.com/750-979/000-011
	Item no.: 750-979/000-021 Connector ETHERNET; RJ-45; Cat. 6A; angled; Code T568A; AWG 24; Strain relief	www.wago.com/750-979/000-021
	Item no.: 750-977/000-011 Connector ETHERNET; RJ-45; Cat. 6A; straight; Code T568A; AWG 22	www.wago.com/750-977/000-011
	Item no.: 750-978/000-011 Connector ETHERNET; RJ-45; Cat. 6A; straight; Code T568A; AWG 22; Strain relief	www.wago.com/750-978/000-011
	Item no.: 750-977/000-022 Connector ETHERNET; RJ-45; Cat. 6A; straight; Code T568B; AWG 24	www.wago.com/750-977/000-022
	Item no.: 750-977/000-012 Connector ETHERNET; RJ-45; Cat. 6A; straight; Code T568B; AWG 22	www.wago.com/750-977/000-012
	Item no.: 750-977/000-021 Connector ETHERNET; RJ-45; Cat. 6A; straight; Code T568A; AWG 24	www.wago.com/750-977/000-021



Communication

Communication cable

	Item no.: 750-923 Configuration cable; USB connector; Length: 2.5 m	www.wago.com/750-923
	Item no.: 750-923/000-001 Configuration cable; USB connector; Length: 5 m	www.wago.com/750-923/000-001


Memory card

Memory card

	Item no.: 758-879/000-3102 Memory Card SD Micro; 2 GByte	www.wago.com/758-879/000-3102
	Item no.: 758-879/000-3108 Memory Card SD Micro; pSLC-NAND; 8 GB; Temperature range: -40 to 90°C	www.wago.com/758-879/000-3108

Shield termination

Shield clamping saddles

	Item no.: 790-116 Shield clamping saddle; 19 mm wide; diameter of compatible conductor; 7 ... 16 mm	www.wago.com/790-116
--	---	--

Subject to changes. Please also observe the further product documentation!



	Item no.: 790-124 Shield clamping saddle; 27 mm wide; diameter of compatible conductor; 6 ... 24 mm	www.wago.com/790-124
	Item no.: 790-108 Shield clamping saddle; 11 mm wide; diameter of compatible conductor; 3 ... 8 mm	www.wago.com/790-108
	Item no.: 790-140 Shield clamping saddle; diameter of compatible conductor	www.wago.com/790-140
	Item no.: 790-216 Shield clamping saddle; 21.8 mm wide; 6 ... 16 mm	www.wago.com/790-216
	Item no.: 790-220 Shield clamping saddle; 30 mm wide; 6 ... 20 mm	www.wago.com/790-220
	Item no.: 790-208 Shield clamping saddle; 12.4 mm wide; 3 ... 8 mm	www.wago.com/790-208

Downloads

Documentation

Manual

System Manual WAGO I/O System 750/753 Decentralized Automation Technology	V 3.3.0 2023 May 4	pdf 8.8 MB	Download
PFC100 CS 2ETH Controller PFC100; 2 x ETHERNET	1.12.0 2022 Aug 29	pdf 4.7 MB	Download
System Manual Series 750/753 Online HTML		URL	Download

Bid Text

750-8101 X81 - Datei	2019 Feb 19	xml 7.2 kB	Download
750-8101 doc - Datei	2016 Jan 6	doc 34.3 kB	Download
ausschreiben.de 750-8101		URL	Download

Instruction Leaflet

CCC Ex (Additional information) WAGO-I/O-SYSTEM *750-****/*	2023 Apr 26	pdf 163.6 kB	Download
--	-------------	-----------------	----------

Subject to changes. Please also observe the further product documentation!



Tutorial

Set IP address with Ethernet Settings	3.0	mp4	Download
In this video we are demonstrating how you can set a IP address with Ethernet Settings. Content: 00:27 – Chapter #1 Download and install software; 00:56 – Chapter #2 Open Ethernet Settings; 01:10 – Chapter #3 Establish serial Connection; 01:34 – Chapter #4 Set IP address; 02:10 – Chapter #5 Check IP address	2017 Dec 18	88.3 MB	

Establish connection to a controller using SSH	1.0	mp4	Download
In this video we are demonstrating how to establish a SSH connection with a controller using for example PuTTY to be able to work with the LINUX console. Contents: 0:21 Download and install the SSH client; 0:40 Establish the SSH connection; 0:50 Log on to the Controller	2017 Aug 5	29.0 MB	

Additional Information

Disposal and Recycling	V 1.1.0	pdf	Download
Electrical and electronic equipment, Batteries, Packaging	2022 Aug 18	2.2 MB	

WAGO OPC UA Server	V 1.1.0	pdf	Download
	2021 Jan 28	1.2 MB	

External license agreement for open source software In Wago products	V 1.0.0	pdf	Download
		1.5 MB	

System Description

Overview on WAGO-I/O-SYSTEM 750 approvals		pdf	Download
		789.0 kB	

Application Notes

Application Note CoDeSys 2.3

Application note Cloud Connectivity	2019-09-17	zip	Download
This application note explains how the WAGO controllers PFC100 and PFC200 can communicate with cloud services like Microsoft Azure (WAGO Cloud), Amazon AWS and IBM Bluemix. Data could be send to the cloud and commands could receive from the cloud. The libraries WagoLibCloud for WAGO-I/O-PRO V2.3 and WagoAppCloud for e!COCKPIT are used.	2019 Sep 17	4.1 MB	

Application Note e!COCKPIT

e!COCKPIT application note WagoAppCloud	2022-11-04	zip	Download
	2022 Nov 4	2.7 MB	

Subject to changes. Please also observe the further product documentation!



This application note explains how the WAGO controllers PFC100 and PFC200 can communicate with cloud services like Microsoft Azure (WAGO Cloud), Amazon AWS and IBM Bluemix. Data could be send to the cloud and commands could receive from the cloud. The library WagoAppCloud for e!COCKPIT is used.

Libraries

Library

Library WagoLibCloud_02.lib	2.2.4	zip	Download
Die Bibliothek dient zur Kommunikation des WAGO Controller PFC100 und PFC200 mit Cloud Diensten wie Microsoft Azure (WAGO Cloud), Amazon AWS and IBM Bluemix. Daten können zur Cloud gesendet und Kommandos von der Cloud empfangen werden.	2020 Jan 21	57.6 kB	

Engineering-Software

e!COCKPIT

e!COCKPIT	1.11.2.0	zip	Download
Register at no cost and test our engineering software for 30 days.	2023 Apr 24	4.1 GB	

Desktop Application

WAGOUpload		URL	Download
WAGOUpload is a stand-alone PC software for transferring, backing up and restoring PLC applications on WAGO 750 Series controllers.			

Configuration and Commissioning Software

(759-316) WAGO Ethernet Settings / Serie 750	06.18.01.01	zip	Download
	2023 Feb 28	27.3 MB	

Runtime Software

GitHub: Linux® Toolchain

GitHub: Linux® Software Development Kit (SDK)		URL	Download
With the PFC SDK, WAGO offers Linux® enthusiasts the opportunity to compile the PFC firmware themselves, and to expand it according to their own wishes.			

The WAGO PFC SDK includes a Pengutronix build environment, optimized for the PFC, and the OSELAS Toolchain, which open up the following possibilities, among others:

Subject to changes. Please also observe the further product documentation!



- Expanding the firmware functions using open source packages like: Python, SQLite3, PHP, etc.
- Compiling their own C/C++ applications with direct or indirect bus access to the local bus, CANopen, or PROFIBUS.
- Compiling external libraries using CODESYS V2 to expand the PLC applications.
- There are detailed instructions for many of these tasks and ideas (see WAGO GitHub HowTo's).

Firmware

Image Update (SD Karte) PFC100/200 WAGO_FW0750-8xxx_V031010_IX22_SP1_I	V 22 SP1 2022 Dec 12	zip 210.8 MB	Download
WUP Update (WAGOUplodTool) PFC100/200 WAGO_FW0750-8xxx_V031010_IX22_SP1_W	V 22 SP1 2022 Dec 12	zip 208.5 MB	Download

Software Solutions (Applications)

Application-Based Controller Redundancy

Application-Based Controller Redundancy	2023-05-02	zip	Download
Increase availability in central ship alarm systems with WAGO's Application-Based Controller Redundancy (ACR).	2023 May 2	816.5 MB	

The licensed software library (2759-0245/0211-1000) and an *e!COCKPIT* redundancy framework (LINK) allows you to easily program and operate redundant master PLCs in single point of failure (SPOF) tolerant systems.

A large number of the available 750 Series I/O Modules can be integrated into the system via Smart Couplers. These decentralized PLCs automatically recognize the input and output modules, which makes commissioning easy. The redundant communication of the two Master PLCs and the Smart Couplers is performed either via two separate networks (Dual-LAN) or a ring topology.

These Master PLCs (2nd generation PFC200) communicate with higher-level SCADA systems, for example, via the Modbus TCP protocol.

The application notes (a2020003 and a2020004) describe the practical use of the library and define the application area and the maximum number of participants within the system.

digital TAP™ powered by MTConnect

digitalTAP™ software, powered by MTConnect for application controllers corresponding to at least function group 0 (e.g. 750-8101/000-010)	2.4.0.1 2021 Nov 4	zip 81.8 MB	Download
---	-----------------------	----------------	----------

WAGO offers an economical solution for integrating machine data of existing systems into higher-level analytic software applications. DigitalTAP™ from WAGO captures your machine's information and converts it into digital signals that can be used by analytic and data logger applications. The solution provides real-time device data in a standardized format for every machine type. This solution requires no programming. The user merely needs to configure the wired inputs via a web

Subject to changes. Please also observe the further product documentation!



visualization tool. Each input can be assigned a unique name individually with its own parameters, such as units and scaling range. These configuration parameters are stored automatically in the WAGO controller and are available immediately.

Through use of the open, licence-free MTConnect[®] standard, the machine information is formatted in a standardized table and uses proven Internet protocols for the data transport.

IoT/ Cloud

"Remote Access" Beta Software

"Remote Access" Beta Software	V 0.12.0.0	ZIP	Download
Register for the beta version of "Remote Access" for the WAGO Cloud.	2020 Dec 6	2.1 MB	

CAD/CAE-Data

CAD data

2D/3D Models 750-8101	URL	Download
-----------------------	-----	----------

CAE data

EPLAN Data Portal 750-8101	URL	Download
----------------------------	-----	----------

WSCAD Universe 750-8101	URL	Download
-------------------------	-----	----------

ZUKEN Portal 750-8101	URL	Download
-----------------------	-----	----------

Environmental Product Compliance

Compliance Search

Environmental Product Compliance 750-8101 Controller PFC100; 2 x ETHERNET	URL	Download
--	-----	----------

Installation Notes

Product family

Controller 750

[Show all products from the family](#)

Subject to changes. Please also observe the further product documentation!