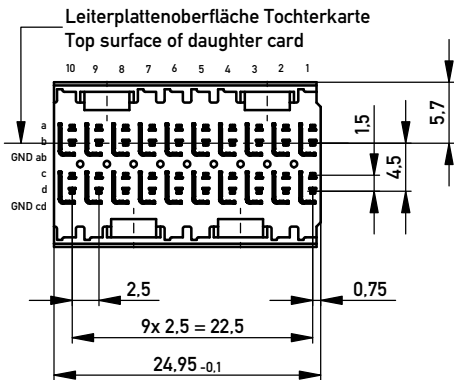
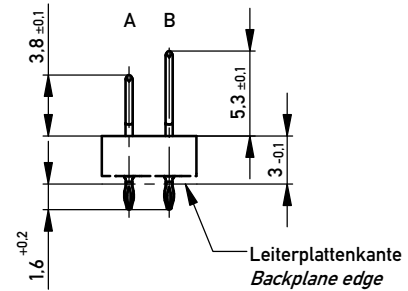


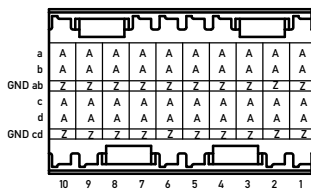
Messerkontakte sind im Paar symmetrisch angeordnet
Male contacts within pairs are arranged symmetrically



Kontaktversionen, Messerkontakte
Contact Selection Options, Male Contacts



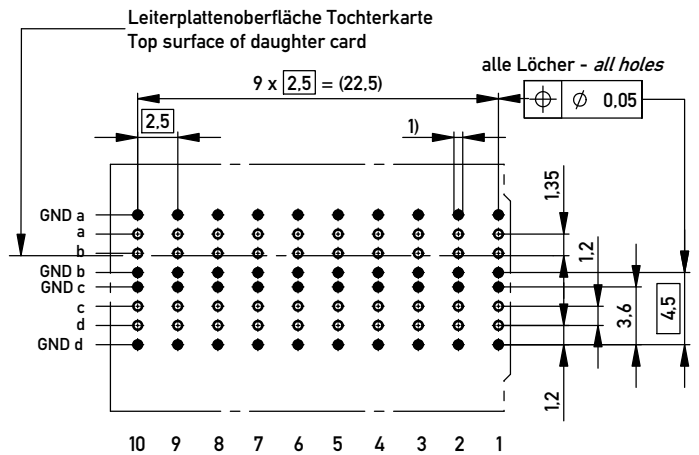
Bestückungsplan - contact layout



Lochbild für Leiterplatte
(Sicht auf Bestückungsseite)

PCB drill hole pattern
(Component mounting side)

MAßSTAB 3 : 1



1) $\varnothing 0.46 \pm 0.05$ Durchmesser des metallisierten Loches
 $\varnothing 0.46 \pm 0.05$ Diameter of finished plated-through hole

$\varnothing 0.55 \pm 0.02$ Bohrdurchmesser des Loches
 $\varnothing 0.55 \pm 0.02$ Diameter of drilled hole

Schichtaufbau im metallisierten Loch
siehe Zeichnung 384191

Metal plating of plated-through hole
see drawing 384191

Information: A+Z siehe Bestückungsplan see contact layout	Tolerances		Scale	2:1
	All rights reserved. Only for Information. To ensure that this is the latest version of this drawing, please contact one of the ERNI companies before using.	Subject to modification without prior notice. Drawing will not be updated.	All Dimensions in mm	Designation
Copyright by ERNI GmbH Proprietary notice pursuant to ISO 16016 to be observed.		www.ERNI.com	464520	1 A3
Index	Date	Class	ERMZD+	