Alle Rechte vorbehalten/ All rights reserved

X
(Lochbild)
(board drillings)

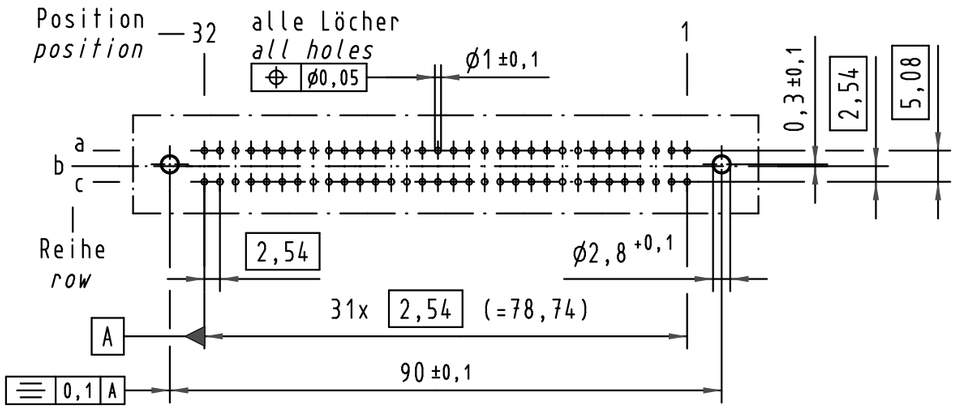

A-B
2:1

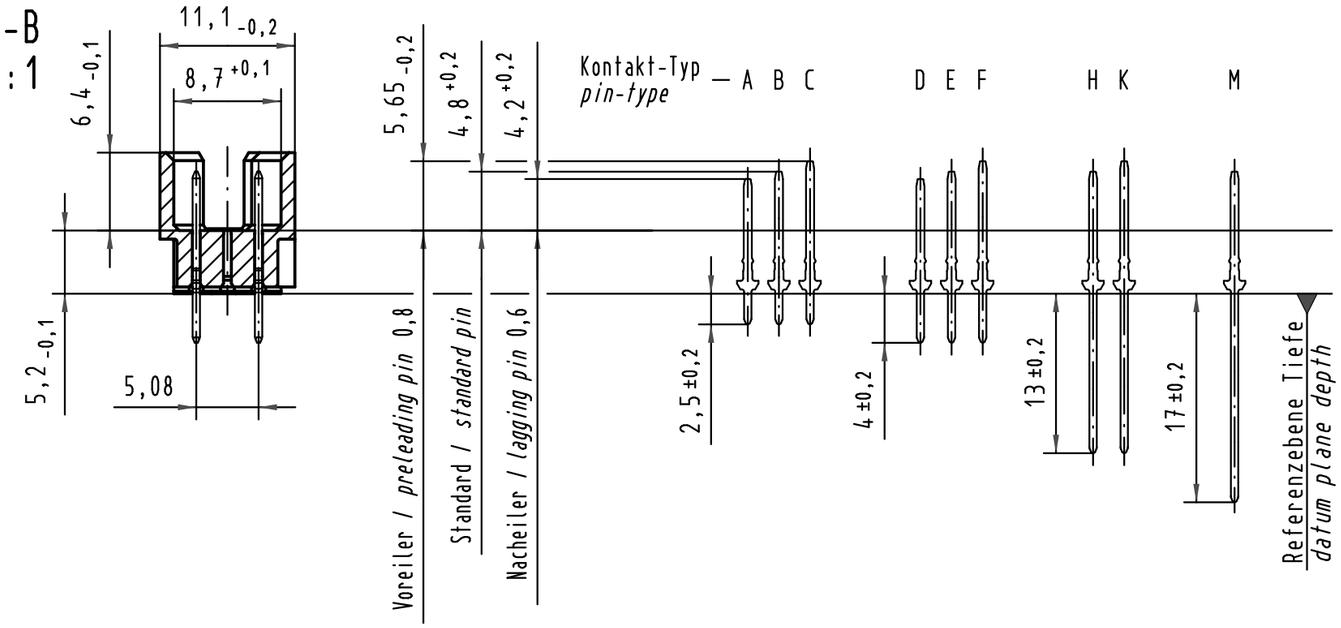

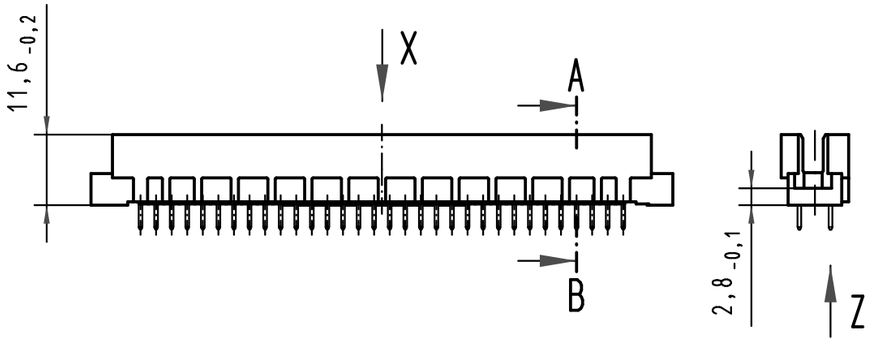

X Kontaktbelegung
contact loading

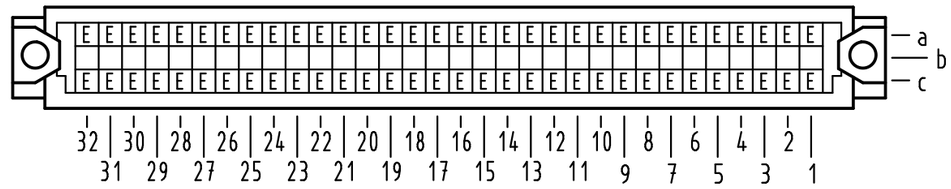

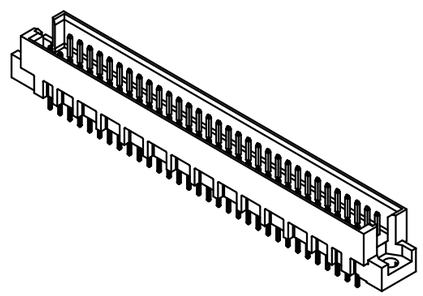

Z
10:1

Querschnitt der Lötanschlüsse:
cross-section of solder terminations:

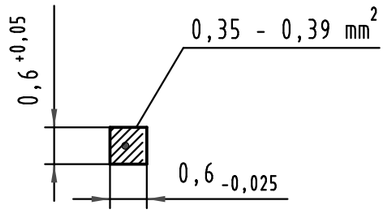

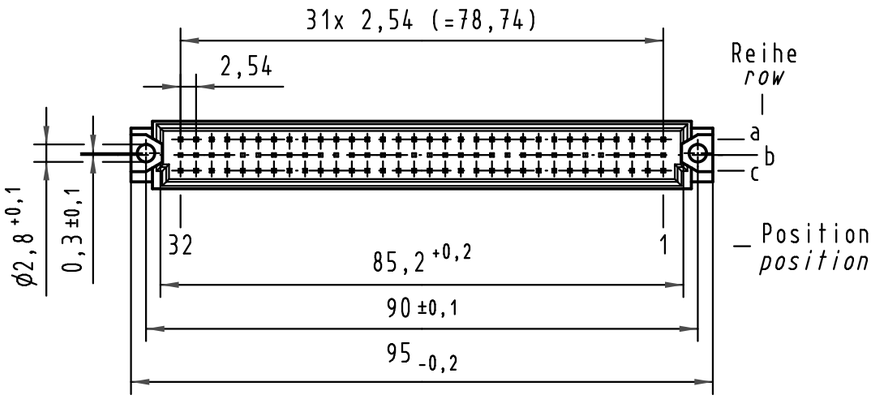

09 73 164 7903	3	Au flash over PdNi over Ni
09 73 164 6903	2	Au flash over PdNi over Ni
09 73 164 2903	1	Au flash over PdNi over Ni
Bestell-Nr. *part-no.*	Anforderungsstufe nach IEC *performance level acc. to IEC*	Kontaktoberfläche *contact plating*

All Dimensions in mm
Original Size DIN A 3

Techn. Character.

Nicht tolerierte Maße/ *Free size tolerances*
IEC 60603-2

				Dat.	Name	Maßstab/*Scale*
			Detail.	15.01.01	Rie.	1:1
			Insp.	15.01.01	Pa.	2:1
35548	17.07.09	Hage.	Stand.			10:1
34650	17.01.08	Hage.				
28737						
Mod.	Dat.	Name				

Bauform R Messerleiste
Einlöt 4,0 , 64pol.
type R male connector
solder 4,0 , 64pol.

HARTING Electronics GmbH & Co. KG
D-32339 ESPELKAMP

TB 09 73 164 x903

Blatt/ *page*

Sub.