

1. MATERIAL:  
HOUSING: LIQUID CRYSTALLINE POLYMER, GLASS FILLED, UL94V-0, BLACK  
TERMINAL: HIGH PERFORMANCE COPPER ALLOY  
FINISHES: SEE PART NUMBER LEGEND IN SHEET 2
2. PRODUCT SPECIFICATION: 781200001\_PS
3. PACKAGING SPECIFICATION: 781200001\_PK
4. MATES WITH: 87933, 200989, 201021, 201022, 201173
5. PARTS CONFORMS TO CLASS "B" REQUIREMENT OF COSMETIC SPECIFICATION PS-45499-002
6. MOLEX LOGO AND CAVITY LOCATED AS SHOWN.
7. NON-FUNCTIONAL CORING IS SUBJECTED TO CHANGES WITHOUT NOTICE.
8. THE ABOVE 24 CKT SHOWN IS FOR ILLUSTRATION ONLY.



CKT SIZE	DIMENSION	
	A	B
4	2.75	1.27
6	4.02	2.54
8	5.29	3.81
10	6.56	5.08
12	7.83	6.35
14	9.10	7.62
16	10.37	8.89
18	11.64	10.16
20	12.91	11.43
22	14.18	12.70
24	15.45	13.97



RECOMMENDED PCB LAYOUT  
TOLERANCE  $\pm 0.05$   
(24 CKT SHOWN IS FOR ILLUSTRATION ONLY)

THIS DRAWING CONTAINS INFORMATION THAT IS PROPRIETARY TO MOLEX ELECTRONIC TECHNOLOGIES, LLC AND SHOULD NOT BE USED WITHOUT WRITTEN PERMISSION		CURRENT REV DESC:		<b>molex</b>	
DIMENSION UNITS	SCALE				
MM	NTS			1.27MM PITCH SLIM-GRID VERTICAL SMT RECEPTACLE	
GENERAL TOLERANCES (UNLESS SPECIFIED)				PRODUCT CUSTOMER DRAWING	
ANGULAR TOL	$\pm 3.0^\circ$			DOCUMENT NUMBER	
4 PLACES	$\pm$	EC NO: 672044	2021/07/26	781200001	
3 PLACES	$\pm$	DRWN: ABABUPS	2021/07/30	DOC TYPE	DOC PART
2 PLACES	$\pm 0.2$	CHK'D: MRAMAKRISHNA	2021/07/30	PSD	000
1 PLACE	$\pm$	APPR: MRAMAKRISHNA	2021/07/30	A3	
0 PLACES	$\pm$	INITIAL REVISION:		REVISION	
DRAFT WHERE APPLICABLE MUST REMAIN WITHIN DIMENSIONS		DRWN: SCHEONG	2016/02/21		
THIRD ANGLE PROJECTION		APPR: KHLIM	2016/07/18		
DRAWING		SERIES	MATERIAL NUMBER	CUSTOMER	
A3-SIZE		78120	SEE TABLE	GENERAL MARKET	
SHEET NUMBER		1 OF 3			

CKT SIZE	ASSEMBLY P/N WITHOUT KAPTON TAPE IN TUBE	ASSEMBLY P/N WITH KAPTON TAPE IN TUBE (TOOLED)	ASSEMBLY P/N WITH KAPTON TAPE IN T&R (NOT TOOLED)
4	78120-0407	78120-0417	78120-0427
	78120-0408	78120-0418	78120-0428
	78120-0409	78120-0419	78120-0429
6	78120-0607	78120-0617	78120-0627
	78120-0608	78120-0618	78120-0628
	78120-0609	78120-0619	78120-0629
8	78120-0807	78120-0817	78120-0827
	78120-0808	78120-0818	78120-0828
	78120-0809	78120-0819	78120-0829
10	78120-1007	78120-1017	78120-1027
	78120-1008	78120-1018	78120-1028
	78120-1009	78120-1019	78120-1029
12	78120-1207	78120-1217	78120-1227
	78120-1208	78120-1218	78120-1228
	78120-1209	78120-1219	78120-1229
14	78120-1407	78120-1417	78120-1427
	78120-1408	78120-1418	78120-1428
	78120-1409	78120-1419	78120-1429
16	78120-1607	78120-1617	78120-1627
	78120-1608	78120-1618	78120-1628
	78120-1609	78120-1619	78120-1629
18	78120-1807	78120-1817	78120-1827
	78120-1808	78120-1818	78120-1828
	78120-1809	78120-1819	78120-1829
20	78120-2007	78120-2017	78120-2027
	78120-2008	78120-2018	78120-2028
	78120-2009	78120-2019	78120-2029
22	78120-2207	78120-2217	78120-2227
	78120-2208	78120-2218	78120-2228
	78120-2209	78120-2219	78120-2229
24	78120-2407	78120-2417	78120-2427
	78120-2408	78120-2418	78120-2428
	78120-2409	78120-2419	78120-2429



## LEGEND

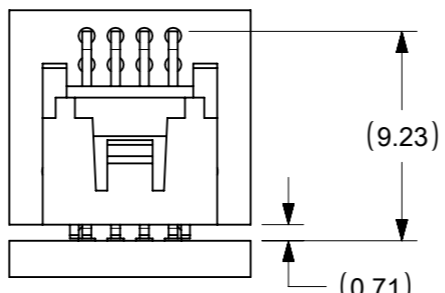
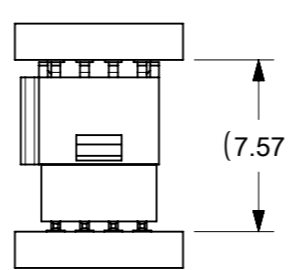
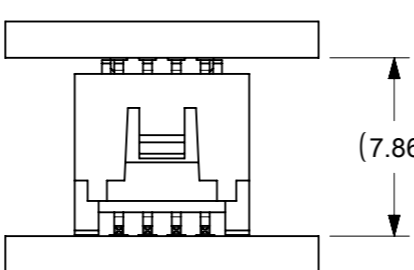
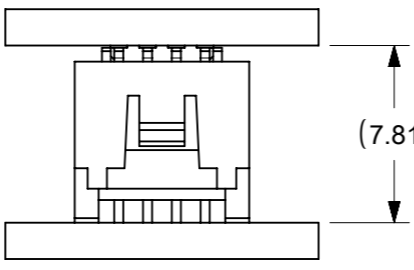
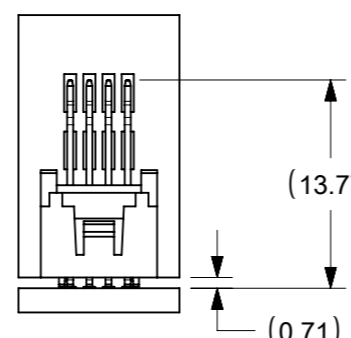
78120-X X X X

<b>CKT SIZE</b>
04 = 4 CKTS
.
24 = 24 CKTS

<b>FINISHES</b>
7 = 0.05um Au MIN. GOLD ON CONTACT AND 2.54um MIN. MATTE TIN ON SOLDER TAIL OVER 1.27um MIN. NICKEL UNDERPLATE OVERALL
8 = 0.38um Au MIN. GOLD ON CONTACT AND 2.54um MIN. MATTE TIN ON SOLDER TAIL OVER 1.27um MIN. NICKEL UNDERPLATE OVERALL
9 = 0.76um Au MIN. GOLD ON CONTACT AND 2.54um MIN. MATTE TIN ON SOLDER TAIL OVER 1.27um MIN. NICKEL UNDERPLATE OVERALL
<b>PACKAGING &amp; PICK AND PLACE CAPABILITY</b>
0 = NO KAPTON TAPE IN TUBE
1 = WITH KAPTON TAPE IN TUBE
2 = WITH KAPTON TAPE IN TAPE AND REEL

THIS DRAWING CONTAINS INFORMATION THAT IS PROPRIETARY TO MOLEX ELECTRONIC TECHNOLOGIES, LLC AND SHOULD NOT BE USED WITHOUT WRITTEN PERMISSION									
DIMENSION UNITS	SCALE	CURRENT REV DESC:			<b>molex</b>				
MM	NTS				1.27MM PITCH SLIM-GRID VERTICAL SMT RECEPTACLE				
GENERAL TOLERANCES (UNLESS SPECIFIED)					PRODUCT CUSTOMER DRAWING				
ANGULAR TOL	± 3.0°				DOCUMENT NUMBER				
4 PLACES	±	EC NO: 672044			781200001				
3 PLACES	±	DRWN: ABABUPS 2021/07/26			DOC TYPE				
2 PLACES	± 0.2	CHK'D: MRAMAKRISHNA 2021/07/30			PSD				
1 PLACE	±	APPR: MRAMAKRISHNA 2021/07/30			DOC PART				
0 PLACES	±	INITIAL REVISION:			REVISION				
DRAFT WHERE APPLICABLE MUST REMAIN WITHIN DIMENSIONS		THIRD ANGLE PROJECTION	DRAWING	SERIES	MATERIAL NUMBER	CUSTOMER	SHEET NUMBER		
			A3-SIZE	78120	SEE TABLE	GENERAL MARKET	2 OF 3		

BOARD TO BOARD (BTB) DISTANCE

HEADER	MATES WITH (RECEPTACLE)	BTB DIST.	PICTORIAL VIEW
201021	78120	9.23	
87933		7.57	
200989		7.86	
201022		7.81	
201173		13.77	

THIS DRAWING CONTAINS INFORMATION THAT IS PROPRIETARY TO MOLEX ELECTRONIC TECHNOLOGIES, LLC AND SHOULD NOT BE USED WITHOUT WRITTEN PERMISSION		CURRENT REV DESC:		<b>molex</b>	
DIMENSION UNITS	SCALE				
MM	NTS			1.27MM PITCH SLIM-GRID VERTICAL SMT RECEPTACLE	
GENERAL TOLERANCES (UNLESS SPECIFIED)				PRODUCT CUSTOMER DRAWING	
ANGULAR TOL	± 3.0 °			DOCUMENT NUMBER	
4 PLACES	±	EC NO: 672044	2021/07/26	781200001	
3 PLACES	±	DRWN: ABABUPS	2021/07/30	DOC TYPE	DOC PART
2 PLACES	± 0.2	CHK'D: MRAMAKRISHNA	2021/07/30	PSD	000
1 PLACE	±	APPR: MRAMAKRISHNA	2021/07/30	REVISION	
0 PLACES	±	INITIAL REVISION:		A3	
DRAFT WHERE APPLICABLE MUST REMAIN WITHIN DIMENSIONS		DRWN: SCHEONG	2016/02/21	SHEET NUMBER	
THIRD ANGLE PROJECTION		APPR: KHLIM	2016/07/18	3 OF 3	
DRAWING		SERIES	MATERIAL NUMBER	CUSTOMER	
A3-SIZE		78120	SEE TABLE	GENERAL MARKET	