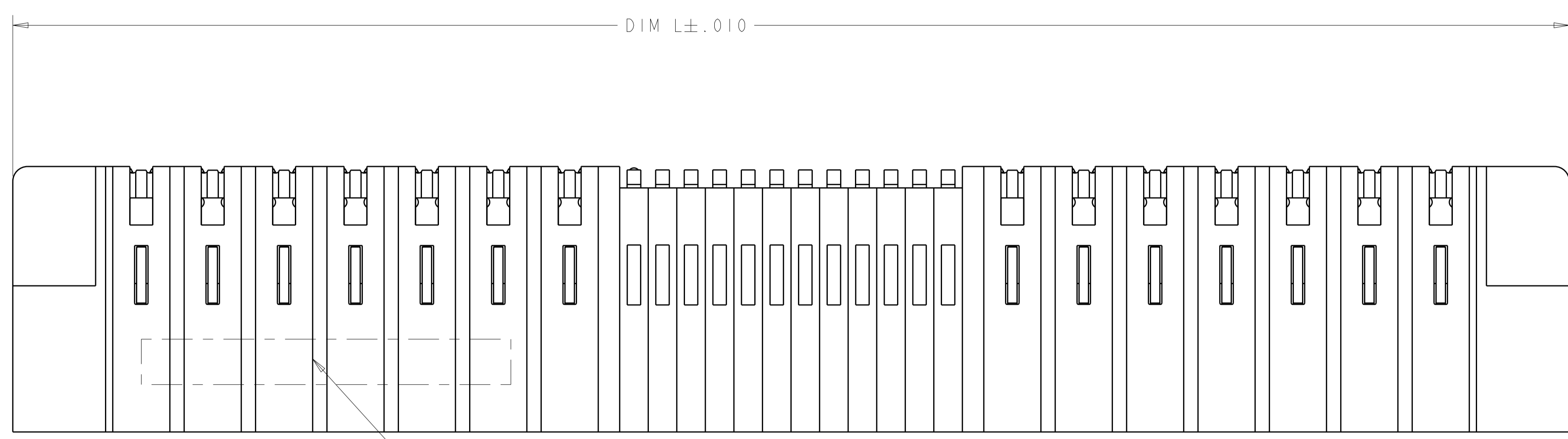
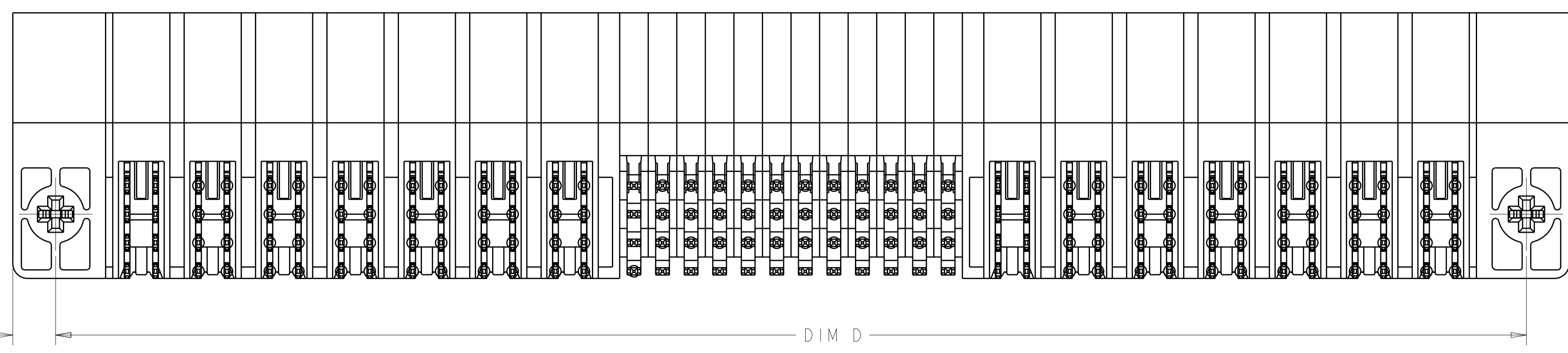
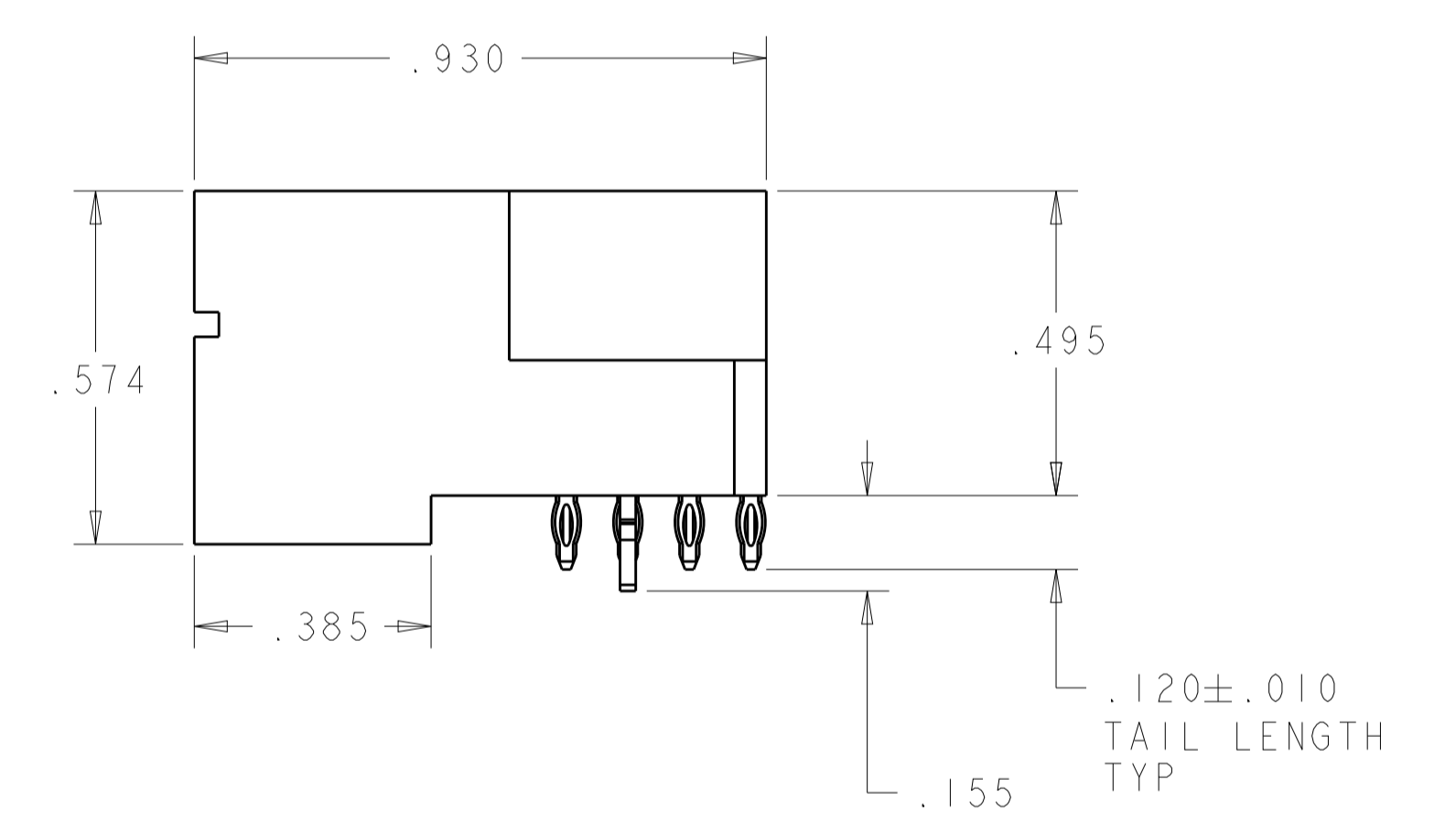
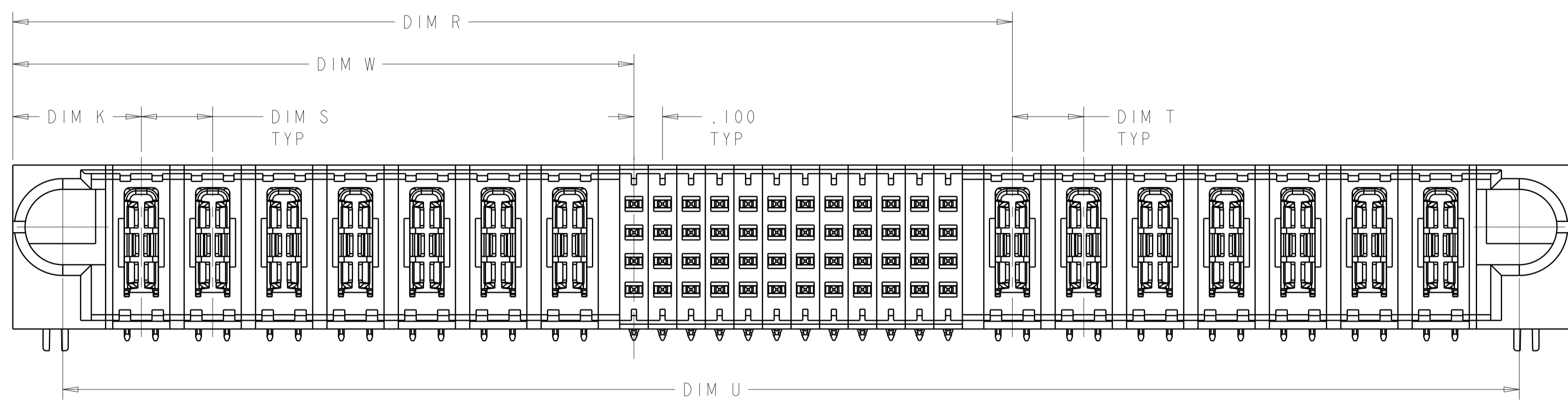


LOC		DIST		REVISIONS			
ES	00	P	LTN	DESCRIPTION	DATE	DMN	APVD
		A3		REV PER ECR-13-004638	20MAR2013	ML	SZ
		A3		-	-	-	-
		A3		-	-	-	-



- ⚠ DIM S IS CENTERLINE SPACING OF POWER MODULES ON LEFT SIDE OF HOUSING.
- ⚠ DIM T IS CENTERLINE SPACING OF POWER MODULES ON RIGHT SIDE OF HOUSING.
- ⚠ THE MAXIMUM OVERALL LENGTH OF A PART IS 8.00.
- ⚠ PART NUMBER, AND DATE CODE MARKED IN AREA SHOWN. MARKING ON BOTH SIDES PERMITTED FOR PARTS UNDER 2.00 LONG.
- ⚠ MATERIAL:
HOUSING - GLASS FILLED HIGH TEMP THERMO PLASTIC, UL94 V-0
SIGNAL CONTACT - COPPER ALLOY
POWER CONTACT - HIGH CONDUCTIVITY COPPER ALLOY
- ⚠ CONTACT PLATING: NOBLE METAL PLATING ON CONTACT FUNCTIONAL AREA OF POWER AND SIGNAL CONTACTS
- ⚠ MECHANICAL CONNECTOR KEEP OUT ZONE.
- ⚠ DATUM AND BASIC DIMENSIONS ESTABLISHED BY CUSTOMER.
- ⚠ PCB - ALL HOLE DIAMETERS ARE FINISHED HOLE SIZES.
- ⚠ PCB - .0453±.0010 DRILLED HOLES PLATED WITH .0003 MIN Sn OVER .001 TO .003 Cu PLATING TO ACHIEVE A .040 HOLE.
- ⚠ THE SPECIAL DIMENSION ONLY FOR PART NUMBER 1892130-2(SEE SHEET 2)



5.100	5.150	.250	.250	2.375	3.250	.450	5.450	8P + 32S + 8P	1892130-4
1.800	1.850	-	-	1.700	.625	.450	2.150	1P + 40S + 1P	1892130-3
7.600	7.650	.200	.200	4.725	4.175	2.025	7.950	64S+11HDP+20S+15HDP	1892130-2
5.100	5.150	.250	.250	3.500	2.175	.450	5.450	7P + 48S + 7P	1892130-1
DIM U	DIM D	DIM T	DIM S	DIM R	DIM W	DIM K	DIM L	DESCRIPTION	PART NUMBER

THIS DRAWING IS A CONTROLLED DOCUMENT.

DMN: D_ZHU 16NOV2007
CHK: SUNY_ZHAO 16NOV2007
APVD: SUNY_ZHAO 16NOV2007

STE TE Connectivity

NAME: RIGHT ANGLE HEADER ASSEMBLY PRESS FIT CONTACT, W/ GUIDES MULTI-BEAM XLE

PRODUCT SPEC: 108-1973
APPLICATION SPEC: 114-13038

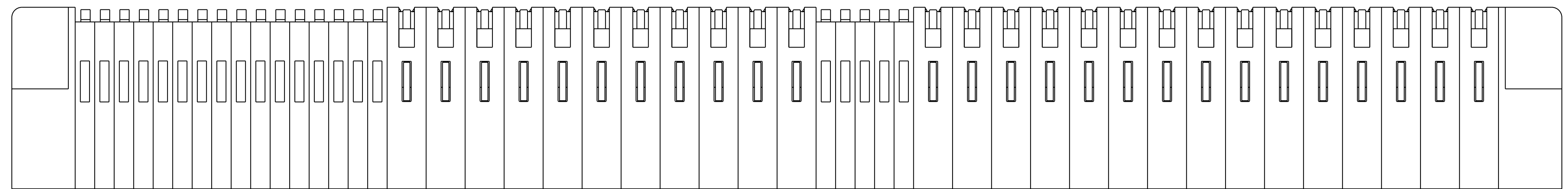
SIZE: A1
CAGE CODE: C=1892130
DRAWING NO: 1892130-4

RESTRICTED TO: -

CUSTOMER DRAWING SCALE: 4:1 SHEET 1 OF 5 REV: A3

LOC	DIST	REV	DATE	BY	APPV
ES	00				

REVISIONS			
NO.	DESCRIPTION	DATE	BY
-	SEE SHEET 1	-	-



DIM L ±.010

DIM R

DIM W

DIM K

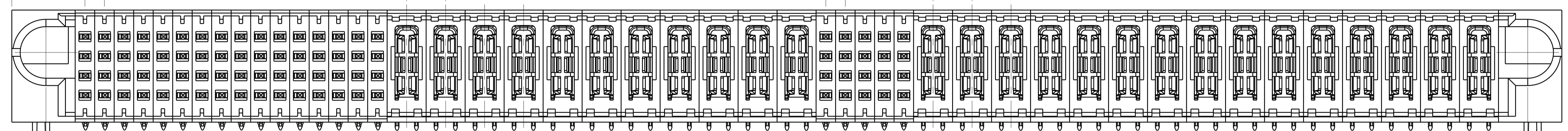
.375

.100 TYP

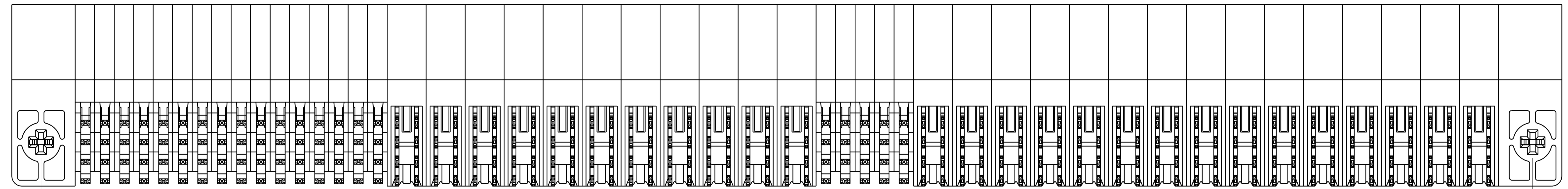
DIM S

.100 TYP

DIM T



DIM U



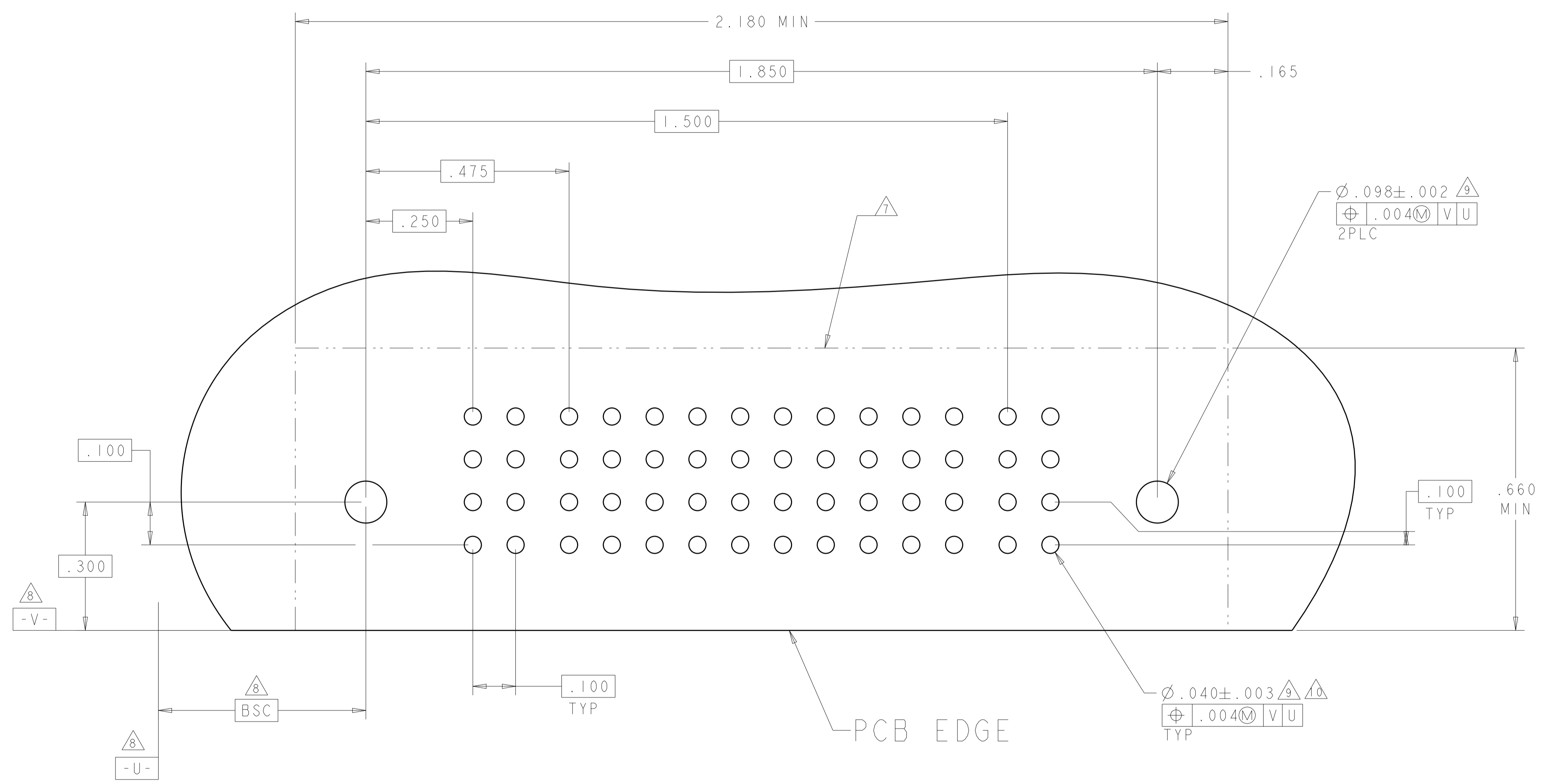
DIM D

PART NUMBER 1892130-2
 UNSPECIFIED DIMENSION REFER TO SHEET 1

THIS DRAWING IS A CONTROLLED DOCUMENT.		OWN: D_ZHU 16NOV2007	TE Connectivity NAME: RIGHT ANGLE HEADER ASSEMBLY PRESS FIT CONTACT, W/ GUIDES MULTI-BEAM XLE
DIMENSIONS: INCHES		CHK: SUNY_ZHAO 16NOV2007	
0 PLC ±. 1 PLC ±.01 2 PLC ±.01 3 PLC ±.005 4 PLC ±0.0020 ANGLES ±.0°		APVD: SUNY_ZHAO 16NOV2007	
MATERIAL: - FINISH: -		PRODUCT SPEC: 108-1973 APPLICATION SPEC: 114-13038 WEIGHT: -	
CUSTOMER DRAWING		SIZE: A1	RESTRICTED TO: -
		SCALE: 1:1	SHEET 2 OF 5
			REV: A3

LOC	DIST	REVISIONS			
P	LTN	DESCRIPTION	DATE	DMN	APVD
ES	00	SEE SHEET 1			

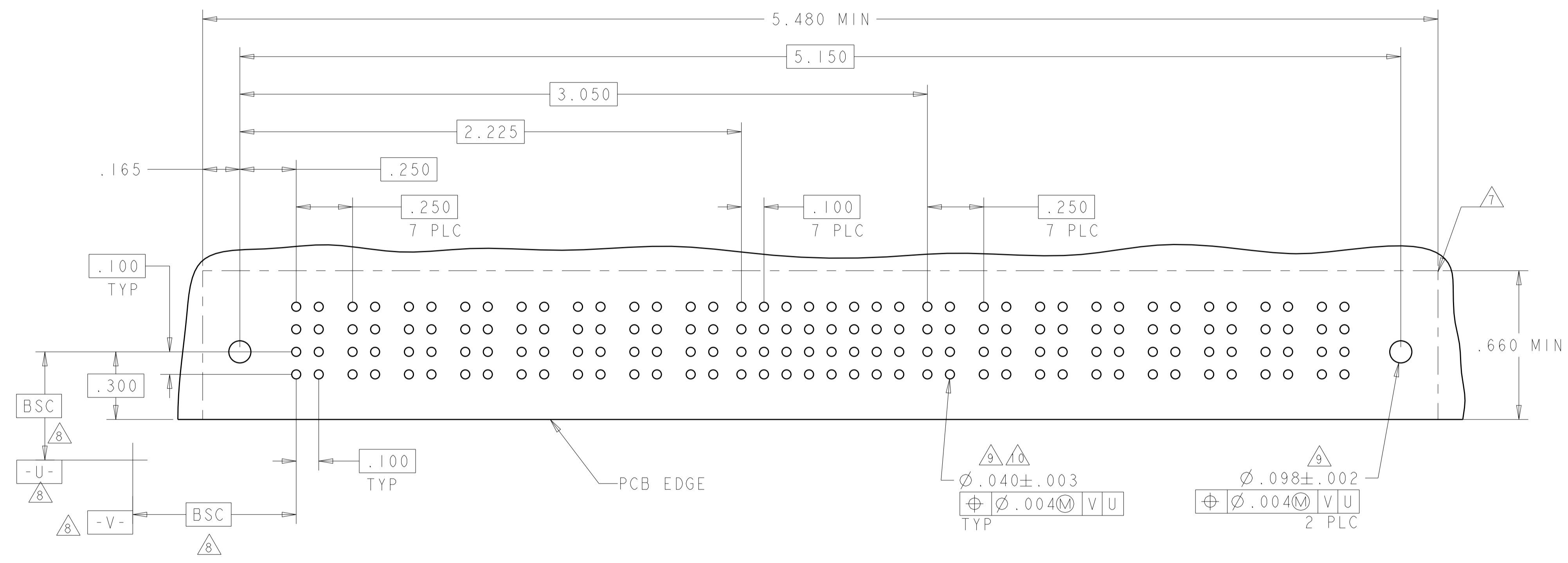
PART NUMBER	ROWS	POWER		SIGNAL										POWER			
		PI	P2	1	2	3	4	5	6	7	8	9	10	P1	P2		
1892130-3	D	PM	PM	J	J	J	J	J	J	J	J	J	J	J	J	J	J
	C			K	K	K	F	K	K	K	K	K	K	K	K	K	
	B			N	N	N	N	N	N	N	N	N	N	N	N	N	N
	A			S	S	S	S	S	S	S	S	S	S	S	S	S	S
IP + 40S + IP																	



THIS DRAWING IS A CONTROLLED DOCUMENT.		DMN: D_ZHU 16NOV2007	 TE Connectivity
DIMENSIONS: INCHES		CHK: SUNY_ZHAO 16NOV2007	
TOLERANCES UNLESS OTHERWISE SPECIFIED:		APVD: SUNY_ZHAO 16NOV2007	NAME: RIGHT ANGLE HEADER ASSEMBLY PRESS FIT CONTACT, W/ GUIDES MULTI-BEAM XLE
0 PLC ±.010 1 PLC ±.010 2 PLC ±.005 3 PLC ±.005 4 PLC ±0.0020 ANGLES ±.0020		PRODUCT SPEC: 108-1973	RESTRICTED TO: A1
MATERIAL: -		APPLICATION SPEC: 114-13038	SIZE: C=1892130
FINISH: -		WEIGHT: -	SCALE: 1:1
		CUSTOMER DRAWING	SHEET 4 OF 5

LOC	DIST	REVISIONS			
P	LTN	DESCRIPTION	DATE	DMN	APVD
-	-	SEE SHEET 1	-	-	-

PART NUMBER	ROWS	POWER							SIGNAL								POWER												
		P1	P2	P3	P4	P5	P6	P7	P8	1	2	3	4	5	6	7	8	P9	P10	P11	P12	P13	P14	P15	P16				
1892130-4	D								Z5	Z5	Z5	Z5	Z5	Z5	Z5	Z5													
	C	TT	TT	TT	TT	TT	TT	TT	Y5	Y5	Y5	Y5	Y5	Y5	Y5	Y5													
	B								R5	R5	R5	R5	R5	R5	R5	R5													
	A	HD							O5	O5	O5	O5	O5	O5	O5	O5													
8P + 32S + 8P																													



THIS DRAWING IS A CONTROLLED DOCUMENT.		DMN: DENNY ZHU 16NOV2007	TE Connectivity
DIMENSIONS: INCHES		CHK: SUNY ZHAO 16MOV2007	
TOLERANCES UNLESS OTHERWISE SPECIFIED: 0 PLC ±. 1 PLC ±.01 2 PLC ±.01 3 PLC ±.005 4 PLC ±.0020 ANGLES ±.7°		APVD: SUNY ZHAO 16MOV2007	NAME: RIGHT ANGLE HEADER ASSEMBLY PRESS FIT CONTACT, W/ GUIDES MULTI-BEAM XLE
MATERIAL: -		FINISH: -	RESTRICTED TO: -
CUSTOMER DRAWING		SCALE: 4:1	SHEET 5 OF 5 REV: A3