

6

5

4

3

2

1

D

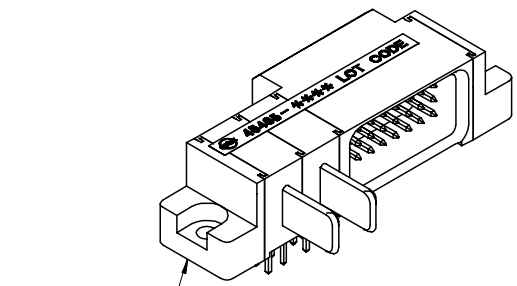
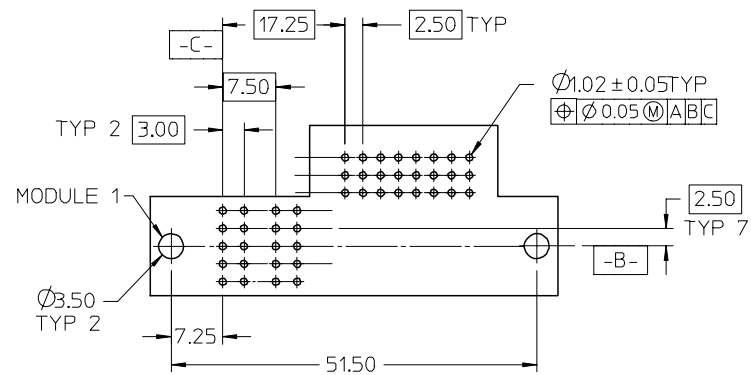
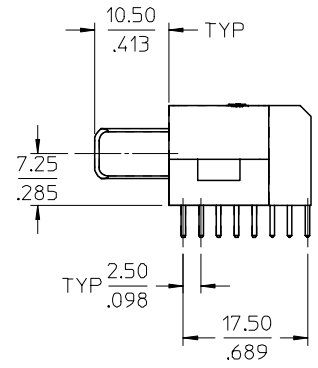
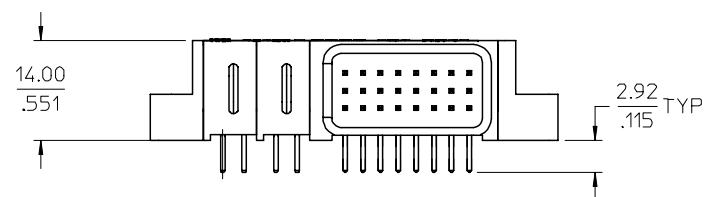
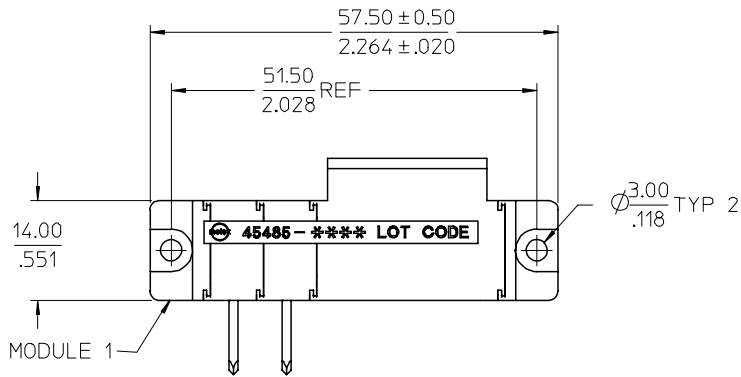
C

B

A

NOTES:

- 1. MATERIAL: LCP, GLASS FILLED, UL94V-0, BLACK.
CONTACTS: COPPER ALLOY
- 2. FINISH: SELECT GOLD: 30 MI MIN.
SELECT TIN: 100 MI MIN.
BOTH OVER NICKEL.
- 3. PRODUCT SPECIFICATION: PS-45424-001.
- 4. PACKAGING SPECIFICATION: PK-45485-001.



MODULE 1

PD 500	PD 105	PD 105	PD 302	PD 501
--------	--------	--------	--------	--------

PCB LAYOUT: COMPONENT SIDE
 PCB THICKNESS: 1.57/.062
 PCB TOLERANCE: ±0.05/.002

GEOM TOL PCB	DESCRIPTION
EC NO: UCP2005-2576	
DRWN: ADRAINOL 2005/07/07	
CHKD: KSAMIEC 2005/07/08	
APPR: APATEL 2005/07/19	
A1	REV

GENERAL TOLERANCES (UNLESS SPECIFIED)	
4 PLACES	± ---
3 PLACES	± .010
2 PLACES	± 0.25
1 PLACE	± 0.38
ANGULAR ± 1/2°	
DRAFT WHERE APPLICABLE MUST REMAIN WITHIN DIMENSIONS	

DIMENSION STYLE MM/IN	
DRAWN BY	DATE
SAMIEC	2004/10/13
CHECKED BY	DATE
SAMIEC	2004/10/13
APPROVED BY	DATE
MARGULIS	2004/10/13
MATERIAL NO. 45485-0054	
SIZE	A

SCALE 1:1	DESIGN UNITS METRIC	THIRD ANGLE PROJECTION
TITLE POWER DOCK ASSEMBLY POWER RIGHT ANGLE SOLDER TAIL		
MOLEX INCORPORATED		
DOCUMENT NO. SD-45485-054	SHEET NO. 1 OF 1	

5

4

3

2

1