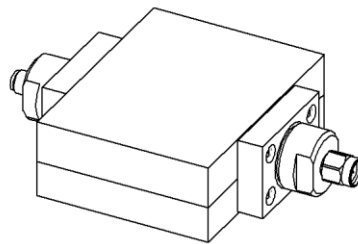
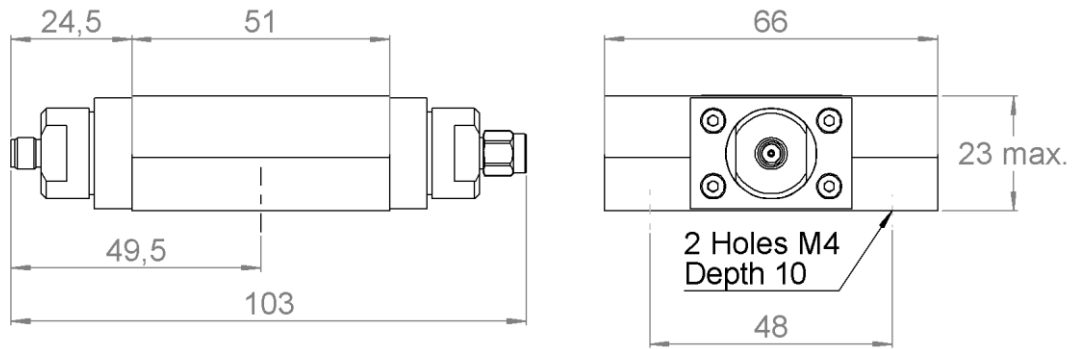
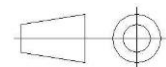


PAGE 1/2	ISSUE 17-08-18B	SERIES ATTENUATOR	PART NUMBER R417103130
----------	-----------------	----------------------	------------------------



All dimensions are in mm. Tolerances according ISO 2768 m-H



COMPONENTS	MATERIALS	PLATING ( $\mu\text{m}$ )
Body	<b>STAINLESS STEEL</b>	<b>PASSIVATED</b>
Male center contact	<b>BERYLLIUM COPPER</b>	<b>GOLD 0.5 OVER NICKEL PHOSPHORUS 2</b>
Female center contact	<b>BERYLLIUM COPPER</b>	<b>GOLD 0.5 OVER NICKEL PHOSPHORUS 2</b>
Outer contact		
Insulator	<b>PTFE</b>	
Gasket	<b>SILICONE RUBBER</b>	
Substrate	<b>ALUMINA</b>	
Resistor	<b>THICK FILM</b>	
Others parts	<b>ALUMINIUM</b>	<b>BLACK PAINTING</b>

PAGE 2/2	ISSUE 17-08-18B	SERIES ATTENUATOR	PART NUMBER R417103130
----------	-----------------	----------------------	------------------------

**ELECTRICAL CHARACTERISTICS**

Frequency (GHz)	DC - 1	1 - 2	2 - 3
V.S.W.R (≤)	1.10	1.25	1.35
Deviation(±dB)	0.7	0.7	0.7

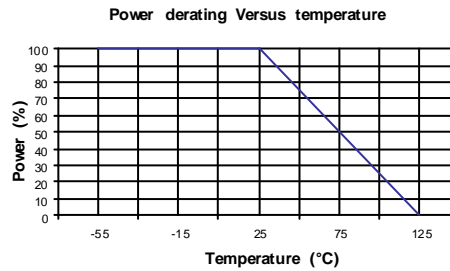
Operating Frequency Range	DC - 3	GHz
Impedance	50	Ω
Nominal Attenuation	3	dB
Peak power at 25°C (1μs, 1%)	5000	W
Average power at 25°C		W (Free Air Cooled)
	50	W (Conduction Cooled)
<b>For conduction cooling, a plate 500 cm2 x 3 mm(78 sq.in*1/8) min. is required</b>		

**MECHANICAL CHARACTERISTICS**

Connectors	SMA	Male Female	MIL-C 39012
Weight	274,6900 g		

**ENVIRONMENTAL CHARACTERISTICS**

Operating temperature range	-55 /+125 °C
Storage temperature range	-55 /+125 °C



**SPECIFICATION**

**OTHER CHARACTERISTICS**