

WPD 101 2X25/2X16 BK**Weidmüller Interface GmbH & Co. KG**

Klingenbergstraße 26

D-32758 Detmold

Germany

www.weidmueller.com

Product image**Building installation wiring**

For building installations, we offer a complete system that revolves around the 10×3 copper rail and comprises perfectly coordinated components: from installation terminal blocks, neutral conductor terminal blocks and distribution terminal blocks to comprehensive accessories such as busbars and busbar holders.

General ordering data

Version	W-Series, Distribution block, Rated cross-section: Screw connection, Terminal rail / mounting plate
Order No.	1561100000
Type	WPD 101 2X25/2X16 BK
GTIN (EAN)	4050118366136
Qty.	5 pc(s).

Creation date January 10, 2022 7:49:43 PM CET

Catalogue status 17.12.2021 / We reserve the right to make technical changes.

WPD 101 2X25/2X16 BK

Weidmüller Interface GmbH & Co. KG

Klingenbergstraße 26

D-32758 Detmold

Germany

www.weidmueller.com

Technical data

Dimensions and weights

Depth	49.3 mm	Depth (inches)	1.941 inch
Height	55.7 mm	Height (inches)	2.193 inch
Width	17.8 mm	Width (inches)	0.701 inch
Net weight	68 g		

Temperatures

Storage temperature	-25 °C...55 °C	Continuous operating temp., min.	-50 °C
Continuous operating temp., max.	130		

Environmental Product Compliance

REACH SVHC	Lead 7439-92-1
------------	----------------

Material data

Material	Wemid	Colour	black
UL 94 flammability rating	V-0		

System specifications

Version	Screw connection	End cover plate required	No
Number of potentials	1	Number of levels	1
Number of clamping points per level	2	Number of potentials per tier	1
Levels cross-connected internally	Yes	PE connection	No
N-function	No	PE function	No
PEN function	No		

Additional technical data

Installation advice	Terminal rail / mounting plate	Open sides	closed
Snap-on	Yes	Type of mounting	Snap-on
With snap-in pegs	Yes		

Conductors for clamping (rated connection)

Connection direction	on side	Type of connection	Screw connection
----------------------	---------	--------------------	------------------

General

Installation advice	Terminal rail / mounting plate	Number of poles	1
Standards	IEC 60947-7-1, IEC 61238-1, VDE 0603-2		

Rating data

Rated voltage	1,000	Rated AC voltage	1,000 V AC
Rated DC voltage	1,000 V DC	Rated current	152 A
Standards	IEC 60947-7-1, IEC 61238-1, VDE 0603-2		

WPD 101 2X25/2X16 BK

Weidmüller Interface GmbH & Co. KG

Klingenbergstraße 26

D-32758 Detmold

Germany

www.weidmueller.com

Technical data

UL rating data

Certificate No. (cURus) E60693

Classifications

ETIM 6.0	EC000897	ETIM 7.0	EC000897
ETIM 8.0	EC000897	ECLASS 9.0	27-14-11-20
ECLASS 9.1	27-14-11-20	ECLASS 10.0	27-14-11-20
ECLASS 11.0	27-14-11-20		

Approvals

Approvals



ROHS Conform

UL File Number Search E60693

Downloads

Approval/Certificate/Document of Conformity	CB Certificate EAC certificate VDE Certificate VDE Certificate DNV Certificate CE Declaration of Conformity CE Declaration of Conformity all terminals
Engineering Data	CAD data – STEP
Engineering Data	EPLAN, WSCAD
User Documentation	StorageConditionsTerminalBlocks DATA SHEET WPD 101
Catalogues	Catalogues in PDF-format
Brochures	

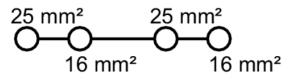
Data sheet

WPD 101 2X25/2X16 BK

Weidmüller Interface GmbH & Co. KG
Klingenbergstraße 26
D-32758 Detmold
Germany

www.weidmueller.com

Drawings



Power distribution

Screw connection

W-Series

WPD 101 2X25/2X16 GY



Width / Height / Depth	mm
max. current / max. conductor	A/mm ²
max. clamping range	mm ²

Technical data

Rated data		
Rated voltage		V
Rated current		A
for wire cross-section	25 mm ²	mm ²
Rated impulse withstand voltage / Pollution severity		
Overvoltage category / UL 94 flammability rating		
Approvals		
Clamped conductors (H05V/H07V)		
Solid / Stranded	25 mm ²	mm ²
	16 mm ²	mm ²
Flexible with ferrule	25 mm ²	mm ²
	16 mm ²	mm ²
Stripping length / Blade size	25 mm ²	mm/-
	16 mm ²	mm/-
Tightening torque		Nm
Note		

Ordering data

Version	
	light grey
	blue
	green
	brown
	black
	3x light grey / blue
	green / 3x light grey / blue
Note	

Accessories

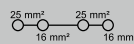
End bracket	
	dark beige
	dark beige
Screwdriver	

WPD 101

25 mm²



17.8 / 49.3 / 55.7
101 / 25
1.5...25



IEC 60947-7-1, DIN EN 0603-3-1

IEC	UL	CSA	EN 60079-7
1000	600	600	
101	85	90	
25	AWG 16...4	AWG 16...4	
8 kV / 3			
III / V-0			

Rated connection

2.5...25 / 2.5...25	
4...25 / 4...25	
1.5...16	
2.5...16	
19 / M6 (+/- PZ2)	
19 / M6 (+/- PZ2)	
see appendix at the end of the chapter	

Type	Qty.	Order No.
WPD 101 2X25/2X16 GY	5	1560730000
WPD 101 2X25/2X16 BL	5	1560670000
WPD 101 2X25/2X16 GN	5	1560650000
WPD 101 2X25/2X16 BN	5	1561120000
WPD 101 2X25/2X16 BK	5	1561100000

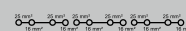
Type	Qty.	Order No.
WEW 35/2	100	1061200000
AEB 35 SC/1	50	1991920000
SDK PZ2 X 100	1	2749450000

WPD 301

25 mm²



53 / 49.3 / 55.7
101 / 25
1.5...25



IEC 60947-7-1, DIN EN 0603-3-1

IEC	UL	CSA	EN 60079-7
1000	600	600	
101	85	90	
25	AWG 16...4	AWG 16...4	
8 kV / 3			
III / V-0			

Rated connection

2.5...25 / 2.5...25	
4...25 / 4...25	
1.5...16	
2.5...16	
19 / M6 (+/- PZ2)	
19 / M6 (+/- PZ2)	
see appendix at the end of the chapter	

Type	Qty.	Order No.
WPD 301 2X25/2X16 3XGY	2	1561130000

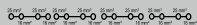
Type	Qty.	Order No.
WEW 35/2	100	1061200000
AEB 35 SC/1	50	1991920000
SDK PZ2 X 100	1	2749450000

WPD 401

25 mm²



71.6 / 49.3 / 55.7
101 / 25
1.5...25



IEC 60947-7-1, DIN EN 0603-3-1

IEC	UL	CSA	EN 60079-7
1000	600	600	
101	85	90	
25	AWG 16...4	AWG 16...4	
	8 kV / 3		
	III / V-0		

Rated connection

2.5...25 / 2.5...25

4...25 / 4...25

1.5...16

2.5...16

19 / M6 (+/- PZ2)

19 / M6 (+/- PZ2)

see appendix at the end of the chapter

Type	Qty.	Order No.
WPD 401 2X25/2X16 4XGY	1	1561800000
WPD 401 2X25/2X16 3XGY/1XBL	1	1562130000

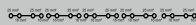
Type	Qty.	Order No.
WEW 35/2	100	1061200000
AEB 35 SC/1	50	1991920000
SDK PZ2 X 100	1	2749450000

WPD 501

25 mm²



88.8 / 49.3 / 55.7
101 / 25
1.5...25



IEC 60947-7-1, DIN EN 0603-3-1

IEC	UL	CSA	EN 60079-7
1000	600	600	
101	85	90	
25	AWG 16...4	AWG 16...4	
	8 kV / 3		
	III / V-0		

Rated connection

2.5...25 / 2.5...25

4...25 / 4...25

1.5...16

2.5...16

19 / M6 (+/- PZ2)

19 / M6 (+/- PZ2)

see appendix at the end of the chapter

Type	Qty.	Order No.
WPD 501 2X25/2X16 5XGY	1	1561750000
WPD 501 2X25/2X16 1XGN/3XGY/1XBL	1	1562140000

Type	Qty.	Order No.
WEW 35/2	100	1061200000
AEB 35 SC/1	50	1991920000
SDK PZ2 X 100	1	2749450000



B



Power distribution
Screw connection

Application range

Conductor connection data according to VDE 0603-2 (Cu), IEC 61238-1 Class A (Al)

Input (x2) / Output (x2)	Copper			Aluminium	Input (x2) / Output (x2)	Copper			Aluminium
2x35 mm ² (round conductor)					2x16 mm ² (round conductor)				
25 mm ²	3,5 Nm	3,5 Nm	4 Nm		35 mm ²	2,5 Nm	2,5 Nm	4 Nm	
16 mm ²					25 mm ²				
10 mm ²					16 mm ²				
6 mm ²					10 mm ²				
4 mm ²					6 mm ²				
2.5 mm ²					4 mm ²				
1.5 mm ²					2.5 mm ²				
Stripping lengths screw	19 mm				Stripping lengths screw	19 mm			
	M6 (+/- PZ2)					M6 (+/- PZ2)			



Mehrdrätig



Eindrätig



Feindrätig mit Aderendhülse

UL Rating data according to UL 1059

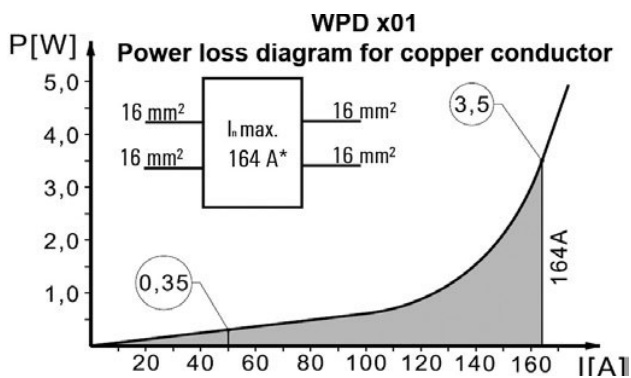
Input (line)	connection point A				CP** B
	Copper		Aluminium		Copper
AWG 2/0	88.5 Lb In.	88.5 Lb In.	120.4 Lb In.	100 Lb In.	
AWG 1/0					
AWG 2					
AWG 4					
AWG 6					
AWG 8					
AWG10					
Flat band 15.5x3.2 mm					17.4 Lb In.
max. current	160 A	150 A	135 A	120 A	160 A
Voltage size B,C (UR)	600 V				

** CP - connection point

B

CSA rating data according to CSA 22.2 No. 158

Certificate No. (cURus)	XCFR8.E60693		Voltage size C (cURus) - AL	600 V	
Voltage size B,C (cURus) - Cu	600 V		Current size B,C (cURus) - AL / AL / Tightening torque		
	Line	Load	Line	Load	
AWG 4	90 A / 2,5 Nm	65 A / 2,1 Nm	AWG 4	65 A / 4 Nm	
AWG 6			AWG 6	50 A / 4 Nm	65 A / 4 Nm
AWG 8			AWG 8		
AWG 10			AWG 10		
AWG 12			AWG 12		
AWG 14			AWG 14		
AWG 16			AWG 16		



*max. current at 2 x 16 mm² (according to IEC)