

APPLICATIONS

Our CLLSR retrofit strip lights are designed to transform existing fluorescent strips into high performance LED luminaires. The CLLSR series is designed to deliver general ambient lighting in a variety of indoor settings, including schools, offices, hospitals and stores. This high-efficacy luminaire provides long-life and uniform illumination, as well as standard 0-10vdc dimming capability.

FEATURES

- Available in 3500k (warm/neutral white), 4000k (neutral white) and 5000k (cool white) color temperatures.*
- Long-life LEDs provide 122,000 hours of operation with at least 70% of initial lumen output (L70).**
- CLLSR4 provides 2,833 luminaire lumens (123 lumens per watt, LPW) at 3500k; 2,990 luminaire lumens (130 LPW) at 4000k; and 3,013 luminaire lumens (131 LPW) at 5000k.*
- CLLSR8 provides 5,842 luminaire lumens (127 lumens per watt, LPW) at 3500k; 5,980 luminaire lumens (130 LPW) at 4000k; and 6,026 luminaire lumens (131 LPW) at 5000k.*
- Uniform illumination with no visible LED pixelation.
- Universal 120-277 AC voltage (50-60Hz) is standard.
- 0-10vdc dimming capability is standard.
- Power factor > 0.90.
- Total harmonic distortion < 20%.
- Color rendering index > 80.
- Steel housing and acrylic lens.
- Easy installation in existing fluorescent strip housings.

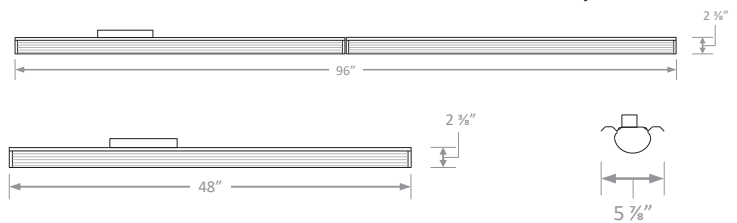
* Contact factory for other color temperatures and lumen packages.

** L₇₀ hours are IES TM-21-11 calculated hours.



DIMENSIONS

two 4ft. fixtures with only one Driver



WARRANTY & LISTINGS

- cULus approved for damp locations (-20 °C to 50 °C / -4 °F to 122 °F).
- DLC premium approved.
- Complies with FCC Part 15, Class A.
- Complies with IEEE C.62.41-1991, Class A input transient surge protection (2.5kV).
- Complies with IEC 61000-4-2 level 2 (4kV) electrostatic discharge (ESD).
- Complies with RoHS (Restriction on Hazardous Substances) requirements.
- 5-year warranty of all electronics and housing.

PRODUCT PARAMETER

MODEL	LUMINAIRE WATTS	LUMINAIRE LUMENS	LUMENS PER WATT	COLOR TEMPERATURE
CLLSR4-2335	23	2833	123	3500K
CLLSR4-2340	23	2990	130	4000K
CLLSR4-2350	23	3013	131	5000K
CLLSR8-4635	46	5842	127	3500K
CLLSR8-4640	46	5980	130	4000K
CLLSR8-4650	46	6026	131	5000K

ELECTRICAL DATA

MODEL	COLOR TEMP.	CRI ¹	LUMINAIRE LUMENS	LUMINAIRE WATTS	LUMENS/WATT	INPUT VOLTAGE ²	INPUT CURRENT (A)			POWER FACTOR	THD ³	L ₇₀ HOURS ⁴
							120V	240V	277V			
CLLSR4-2335	3500k	>80	2833	23	123	120-277	0.19	0.10	0.08	>90%	<20%	122,000
CLLSR4-2340	4000k	>80	2990	23	130	120-277	0.19	0.10	0.08	>90%	<20%	122,000
CLLSR4-2350	5000k	>80	3013	23	131	120-277	0.19	0.10	0.08	>90%	<20%	122,000
CLLSR8-4635	3500k	>80	5842	46	127	120-277	0.38	0.19	0.17	>90%	<20%	122,000
CLLSR8-4640	4000K	>80	5980	46	130	120-277	0.38	0.19	0.17	>90%	<20%	122,000
CLLSR8-4650	5000K	>80	6026	46	131	120-277	0.21	0.19	0.17	>90%	<20%	122,000

¹ Color rendering index.

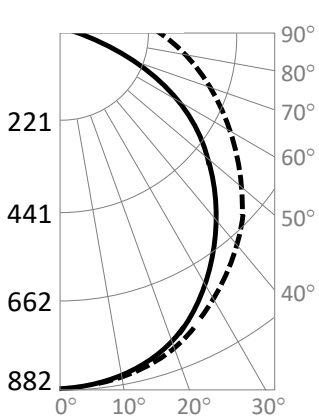
² All 50-60Hz.

³ Total harmonic distortion.

⁴ L₇₀ refers to the number of hours at which lumen output declines to 70% of the initial level. L₇₀ hours are IES TM-21-11 calculated hours.

PHOTOMETRIC DATA

CLLSR4-2350 (3,059 lumens)



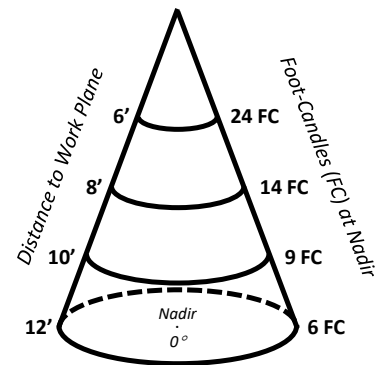
Candlepower Summary

	0°	90°
0°	882	882
10°	868	868
20°	811	824
30°	718	761
40°	601	677
50°	466	578
60°	328	479
70°	196	388
80°	78	306
90°	6	235

Zonal Lumen Summary

Zone	Lumens	% Fixture
0° – 10°	91	3.0%
0° – 20°	350	11.6%
0° – 30°	740	24.6%
0° – 40°	1,207	40.1%
0° – 50°	1,692	56.2%
0° – 60°	2,140	71.0%
0° – 70°	2,517	83.5%
0° – 80°	2,806	93.1%
0° – 90°	3,013	100.0%
90° – 180°	0	0%
0° – 180°	3,013	100.0%

Cone of Light



Maximum Candela = 882

— 0° - - - 90°