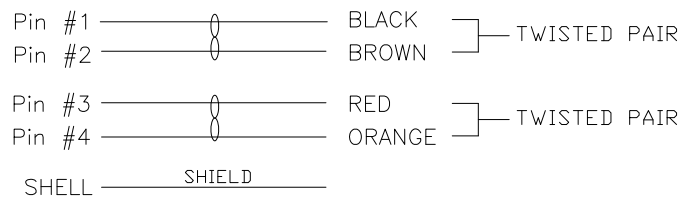


1. CONNECTOR : 850-004-103RLS4, MOLDED STRAIGHT HOOD, COLOR BLACK
2. WIRE : 28AWG, 2 TWISTED PAIRS, UL20276, FOIL/BRAID/DRAIN WIRE SHIELD, COLOR BLACK, 30V
3. CABLE DIAMETER : 3.70mm±0.15
4. PIN OUT :

WIRING SCHEMATIC



CCA-000-MYYR187

01 = 1 METER
 02 = 2 METERS
 03 = 3 METERS

**SEE PAGE 3 FOR CABLE SPECIFICATIONS

RoHS COMPLIANT

UNITS = mm

DO NOT SCALE FROM DRAWING



THESE DRAWINGS AND SPECIFICATIONS ARE THE PROPERTY OF NorComp AND SHALL NOT BE REPRODUCED, COPIED OR USED AS THE BASIS FOR THE MANUFACTURE OR SALE OF APPARATUS WITHOUT WRITTEN PERMISSION.

DRAWN:
M. SIGMON

DATE:
04-13-15

NorComp

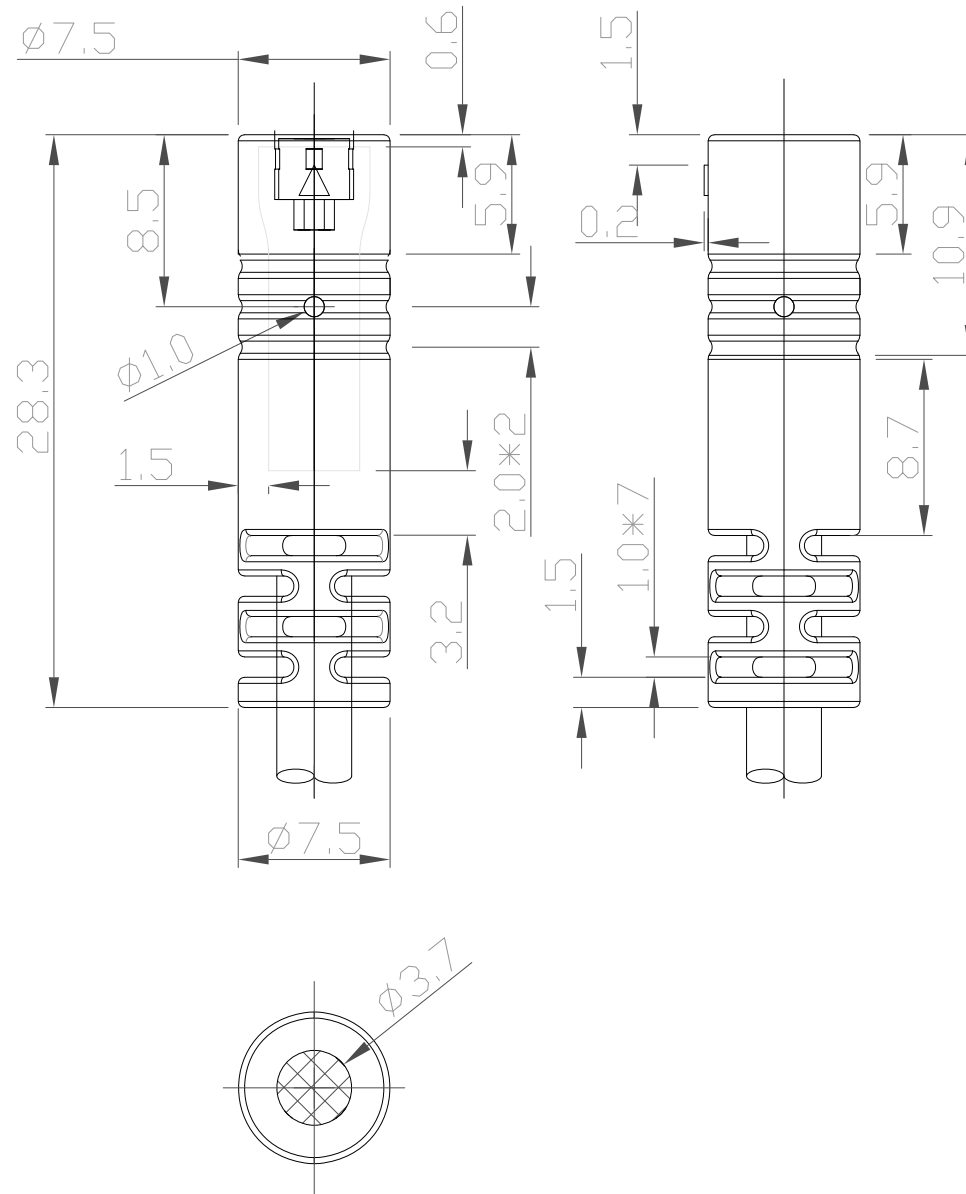
SCALE:
NTS

SHEET OF
1 3

REV
4

DWG NO.

CCA-000-MYYR187



RoHS COMPLIANT

UNITS = mm

DO NOT SCALE FROM DRAWING



THESE DRAWINGS AND SPECIFICATIONS ARE THE PROPERTY OF NorComp AND SHALL NOT BE REPRODUCED, COPIED OR USED AS THE BASIS FOR THE MANUFACTURE OR SALE OF APPARATUS WITHOUT WRITTEN PERMISSION.

DRAWN:
M. SIGMON

DATE:
04-13-15

NorComp

SCALE:
NTS

SHEET OF
2 3

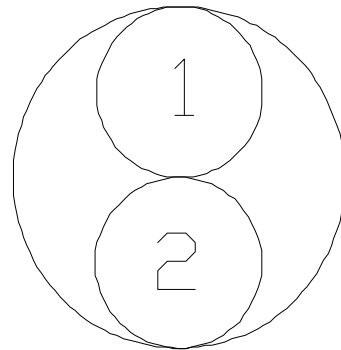
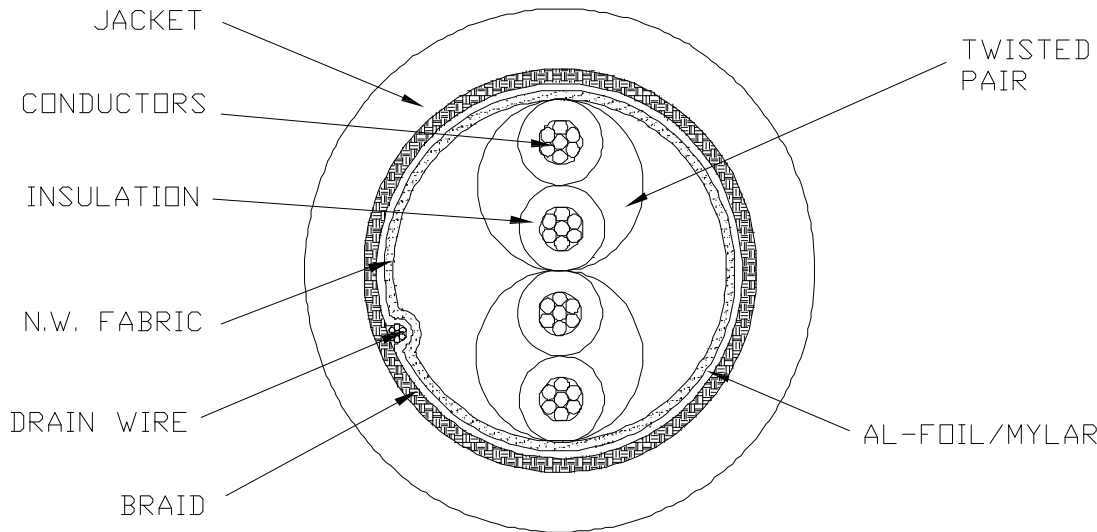
REV
4

DWG NO.

CCA-000-MYYR187

ELECTRICAL CHARACTERISTICS

VOLTAGE RATING : 30V
 TEMPERATURE RATING : 80°C
 SPARK TEST : AC-500V/0.15 sec MIN.
 DIELECTRIC STRENGTH : AC-750V/1 sec MIN.
 INSULATION RESISTANCE : SR-PVC: DC-500V 10 MOHM/KM MIN. AT 20°C
 CONDUCTOR RESISTANCE : 28AWG-244 OHM/KM MAX. AT 25°C



COLOR CODE

1. BLACK & BROWN (P570 & P571)
2. RED & ORANGE (P572 & P573)

RoHS COMPLIANT

DO NOT SCALE FROM DRAWING



THESE DRAWINGS AND SPECIFICATIONS ARE THE PROPERTY OF NorComp AND SHALL NOT BE REPRODUCED, COPIED OR USED AS THE BASIS FOR THE MANUFACTURE OR SALE OF APPARATUS WITHOUT WRITTEN PERMISSION.

DRAWN: M. SIGMON

DATE: 04-13-15

NorComp

SCALE: NTS

SHEET OF 3 3

REV 4

DWG NO.

CCA-000-MYYR187