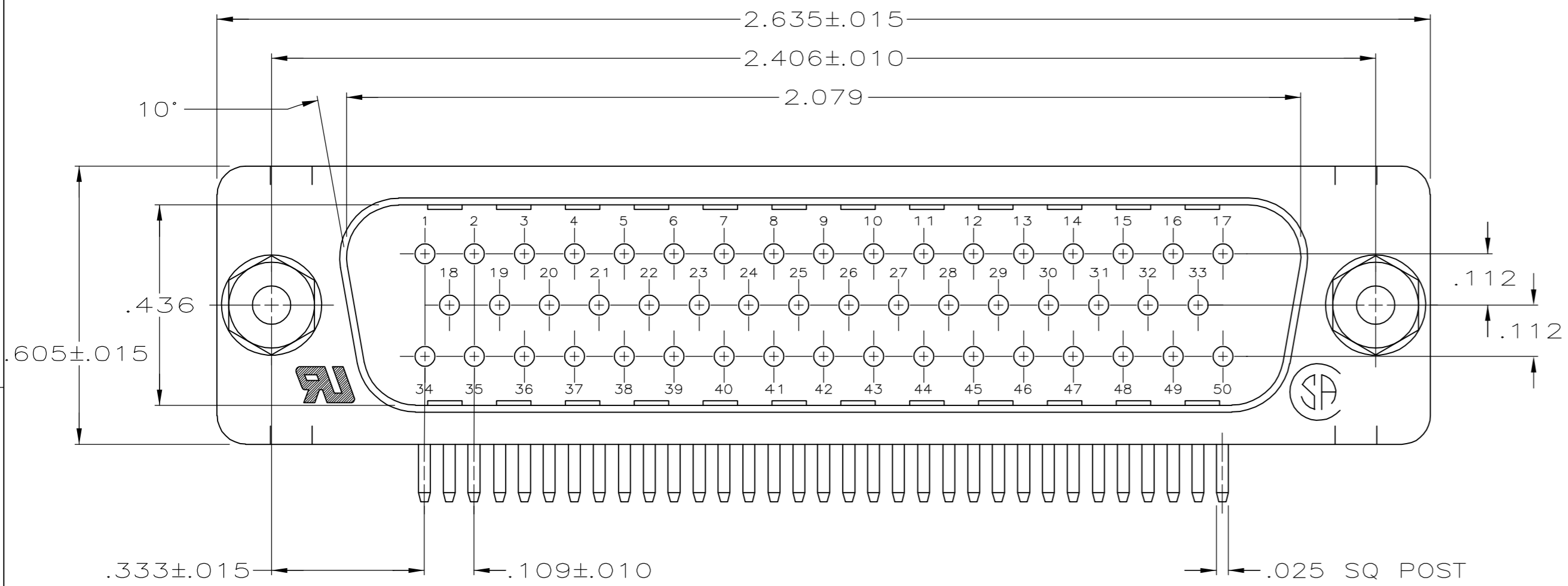
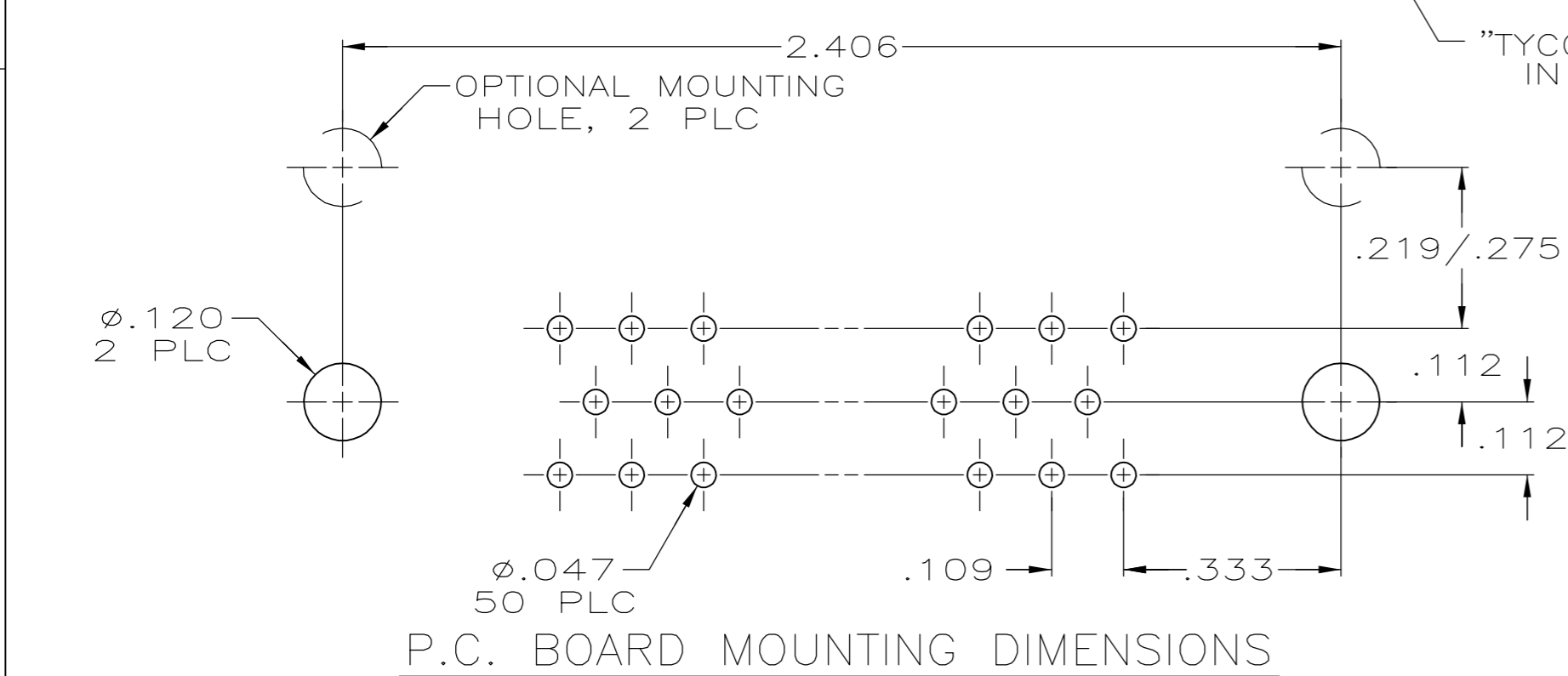
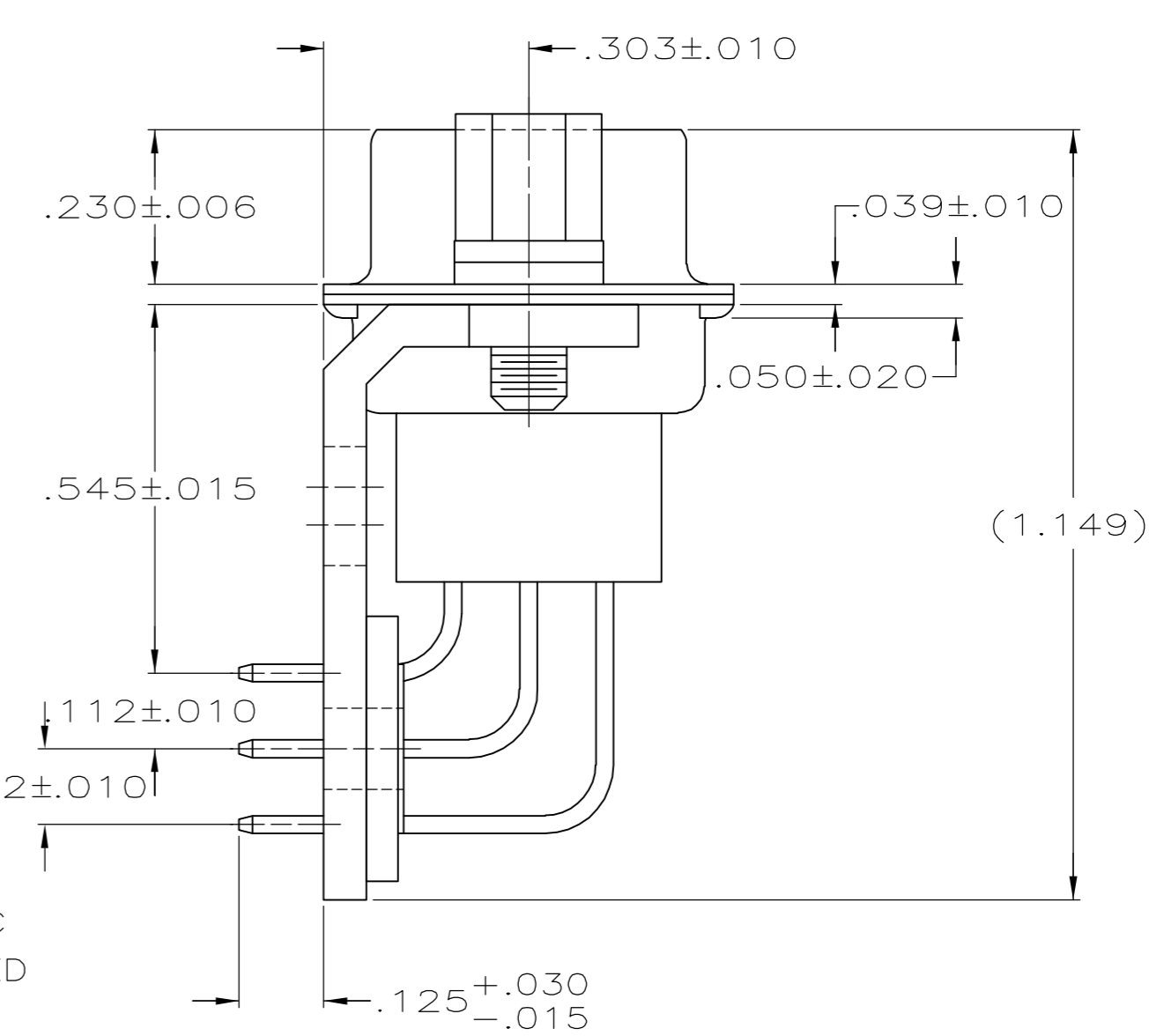
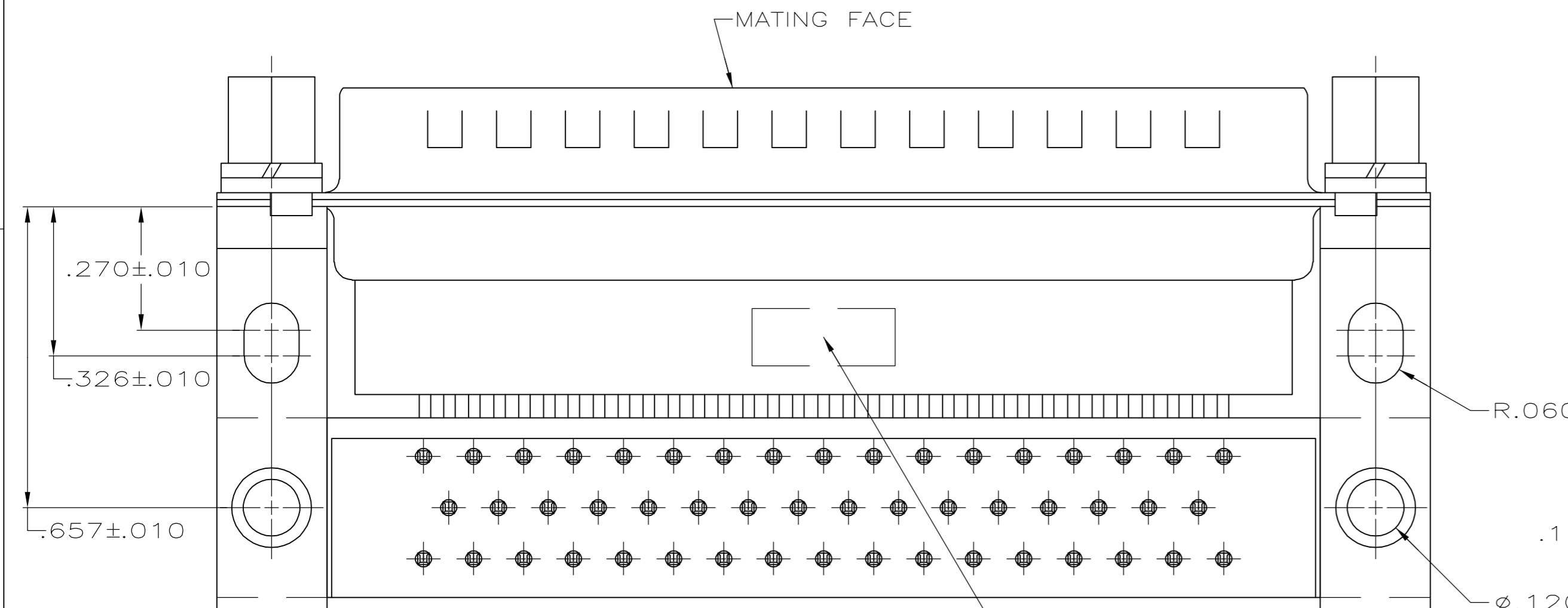


THIS DRAWING IS UNPUBLISHED. RELEASED FOR PUBLICATION
 © COPYRIGHT BY TYCO ELECTRONICS CORPORATION. ALL RIGHTS RESERVED.

LOC		DIST		REVISIONS			
P	LTR	DESCRIPTION	DATE	DWN	APVD		
GP	00	B	REVISED PER ECO-06-028339	3/JAN/07	ZMREDB		



- ① MOLDED PARTS: FLAME RETARDANT 94V-0 RATED THERMOPLASTIC, COLOR BLACK.
SHELLS & BRACKETS: CARBON STEEL.
CONTACTS: BRASS.
SCREWLOCKS AND WASHERS: CARBON STEEL.
- ② SHELLS & BRACKETS: TIN PLATED.
CONTACTS: SEE TABLE.
SCREWLOCKS & WASHERS: ZINC PLATED.
- ③ GOLD FLASH FOR LENGTH OF .150 MIN FROM MATING END, .000100 MIN TIN ON OPPOSITE END, ALL OVER .000050 MIN NICKEL.
- ④ .000030 MIN GOLD FOR A LENGTH OF .150 MIN FROM MATING END, .000100 MIN TIN ON OPPOSITE END, ALL OVER .000050 MIN NICKEL.
-OR-
GOLD FLASH OVER .000030 MIN PALLADIUM NICKEL PLATED FOR A LENGTH OF .150 MIN FROM MATING END, .000100 MIN TIN ON OPPOSITE END, ALL OVER .000050 MIN NICKEL.



	④	5747497-4
OBSOLETE	③	5747497-3
	CONTACT FINISH	PART NUMBER

THIS DRAWING IS A CONTROLLED DOCUMENT.		DWN D. HENNY 04SEP05	Tyco Electronics Corporation Harrisburg, Pa 17105-3608
DIMENSIONS: INCHES		CHK C. ROHDE 04SEP05	
TOLERANCES UNLESS OTHERWISE SPECIFIED:		APVD M. WALMSLEY 04SEP05	
0 PLC ± - 1 PLC ± - 2 PLC ± .005 3 PLC ± - 4 PLC ± - ANGLES ± 2° FINISH		NAME 108-40025 APPLICATION SPEC - WEIGHT - CUSTOMER DRAWING	
MATERIAL ① FINISH ②		SIZE A2 CAGE CODE 00779 DRAWING NO. C=5747497 RESTRICTED TO - SCALE 1:1 SHEET 1 OF 1 REV B	