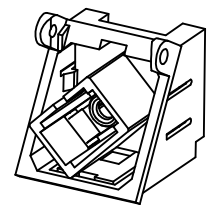
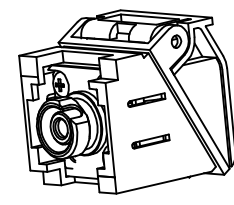
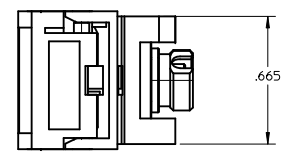
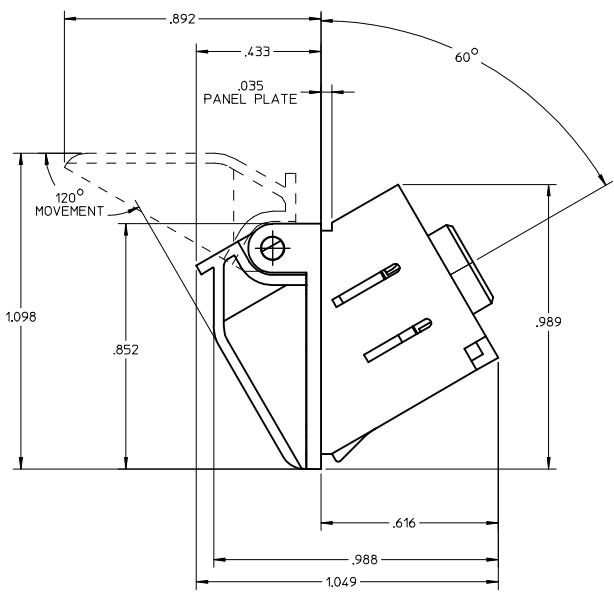
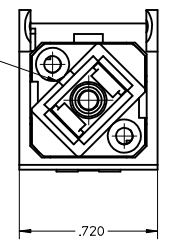


			3	2	1
			KIT P/N	SLEEVE MAT.	ADAPTER COLOR
			106004-3265	PHOSPHOR BRONZE	METAL
			106004-3266	ZIRCONIA	

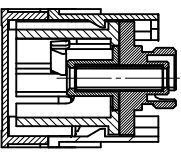
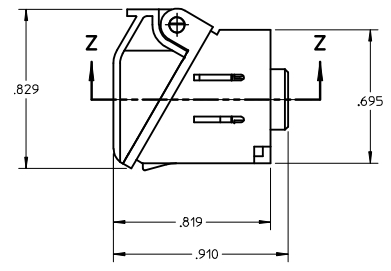


DOOR REMOVED



ADAPTER KEY
LOCATION
SEE NOTE 2



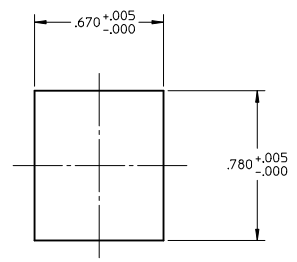
DOOR REMOVED



SECTION Z-Z



LABEL
SEE NOTE 2



RECOMMENDED
MOUNTING HOLE
IN THE PANEL PLATE

NOTES:

- 1.ALL DIMENSION ARE FOR REFERENCE ONLY.
- 2.LABEL TO BE INSTALLED BY CUSTOMER.

ENTER DESCRIPTION EC NO: MF2009-0192 2008/10/30 DRWN: SZEWCZYK 2008/10/30 CHKD: 2008/10/30 APPR: IGJMIN 2008/10/30	QUALITY SYMBOLS ▽=0 ▽=0	GENERAL TOLERANCES (UNLESS SPECIFIED)		DIMENSION STYLE INCH ONLY	SCALE 2:1	DESIGN UNITS INCH	THIRD ANGLE PROJECTION		
		4 PLACES ± --- ± ---	3 PLACES ± --- ± ---	2 PLACES ± --- ± ---	1 PLACE ± --- ± ---	DRAWN BY PGIBLIN	DATE 2005/11/08	TITLE FC/SC SPX BEZEL ADAPT KIT W/PUSH TAB, BLACK	
		ANGULAR ±1/2°				APPROVED BY	DATE	MOLEX INCORPORATED	
		DRAFT WHERE APPLICABLE MUST REMAIN WITHIN DIMENSIONS				MATERIAL NO. SEE TABLE	DOCUMENT NO. SD-106004-326X	SHEET NO. 1 OF 1	
B1	REV	THIS DRAWING CONTAINS INFORMATION THAT IS PROPRIETARY TO MOLEX INCORPORATED AND SHOULD NOT BE USED WITHOUT WRITTEN PERMISSION							