







777 Series Axial Lead Fuse



Description

The 777 Series is an axial lead 3.6mm x9mm fuse, designed for overcurrent protection in electronic appliance charger applications. The robust design enables the device to withstand up to 24 hits of 7.5kV ringwave surge and, its epoxy coating helps open safely on a direct short condition without producing soot, sparks, sounds. The enhanced electrical characteristics of the 777 Series make it ideal for use in wall-mounted chargers for smartphones and tablets. This series provides protection from catastrophic failures and safety hazard when experiencing direct shorting on an AC plug.

Agency Approvals

Agency	Agency File Number	Ampere Range
	SU05024-13001	1.25A
	E10480	1.25A
	R 50267375	1.25A
	NBK111010-E10480	1.25A
	CQC14012107199	1.25A

Features

- Enhanced interrupting rating
- Higher surge withstand capability
- Compact 3.6 x 9mm footprint saves board space
- Epoxy Coating

Applications

- Smartphone and tablet wall-mount chargers
- Power Supplies for consumer electronics






Additional Information

--	--

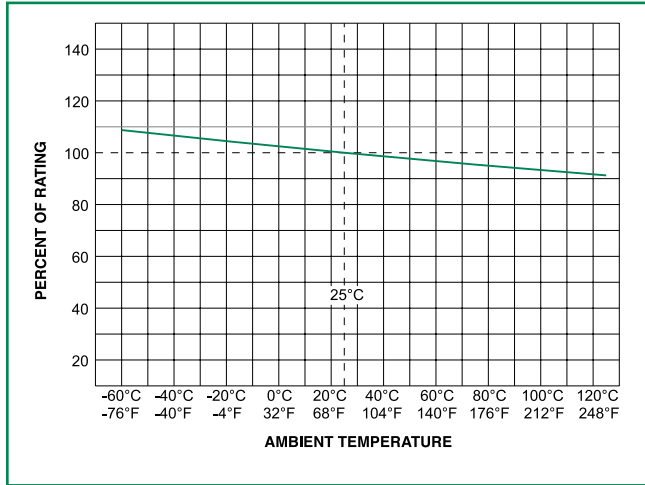
Electrical Characteristics for Series

% of Ampere Rating	Opening Time
150%	1 hours, Minimum
275%	10 milliseconds, Minimum 3 seconds, Maximum

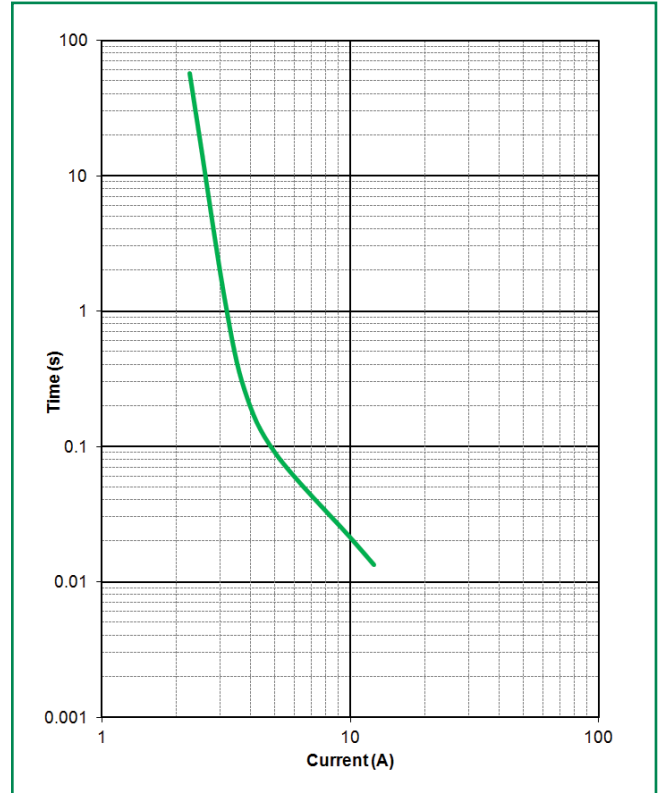
Electrical Characteristics by Item

Amp Code	Voltage Rating	Interrupting Rating	Nominal Cold Resistance (Ohms)	Nominal Melting I ² t (A ² sec)	Agency Approvals				
									
1.25	250 V	50A @ 250 V AC	0.070	2.70	X	X	X	X	X

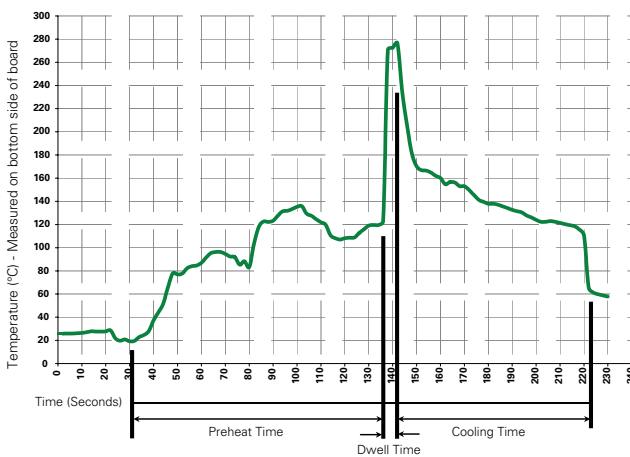
Temperature Derating Curve



Average Time Current Curves



Soldering Parameters - Wave Soldering



Recommended Process Parameters:

Wave Parameter	Lead-Free Recommendation
Preheat:	
(Depends on Flux Activation Temperature)	(Typical Industry Recommendation)
Temperature Minimum:	100° C
Temperature Maximum:	150° C
Preheat Time:	60-180 seconds
Solder Pot Temperature:	260° C Maximum
Solder Dwell Time:	2-5 seconds

Recommended Hand-Solder Parameters:

Solder Iron Temperature: 350° C +/- 5° C
 Heating Time: 5 seconds max.

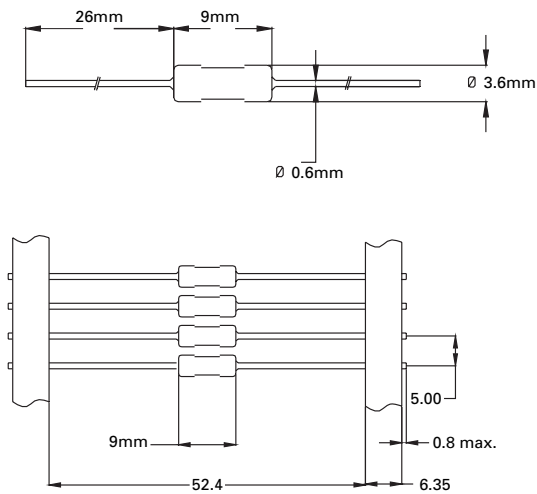
Note: These devices are not recommended for IR or Convection Reflow process.

Product Characteristics

Materials	Encapsulated, Epoxy Coated body Pure-Tin-coated Copper Lead Wire
Terminal Strength	MIL-STD-202F Method 211A, Test Condition A
Solderability	Reference IEC 60127 Second Edition 2003-01 Annex A
Product Marking	Body: Brand Logo, Current Rating Characteristic "F" rated voltage
Packaging	Tape & Reel (1000 pcs/reel)

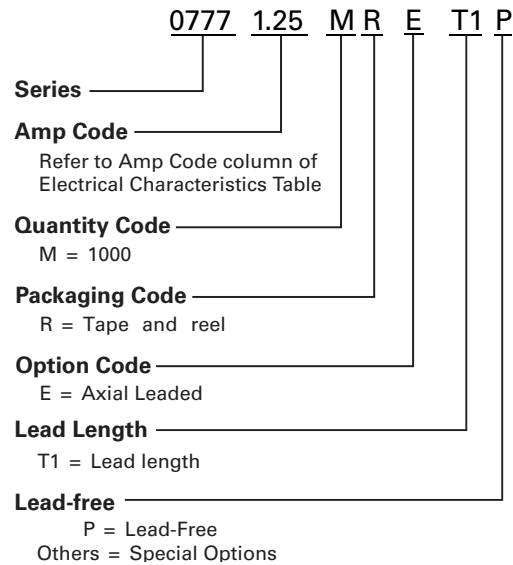
Operating Temperature	-55°C to 125°C
Thermal Shock	MIL-STD-202F, Method 107G Test Condition B3 (5 cycles -65°C to +125°C)
Vibration	MIL-STD-202F, Method 201A (10-55 Hz)
Humidity	MIL-STD-202, Method 106, High Humidity (90-98%RH), Heat (65°C)
Salt Spray	MIL-STD-202F, Method 101D, Test Condition B

Dimensions



All dimensions in mm

Part Numbering System



Packaging

Packaging Option	Packaging Specification	Quantity	Packaging Code	Taping Width
Tape & Reel	EIA 296	1000	MRET1	T1 = 52mm (2.062)