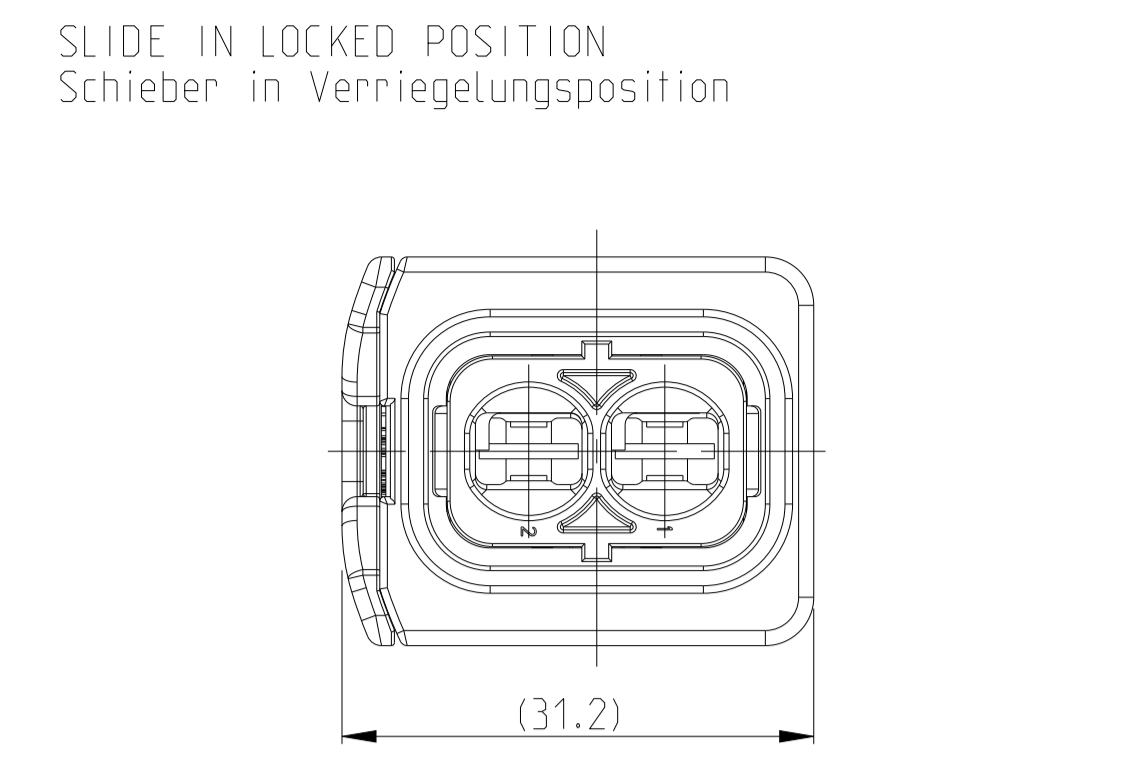


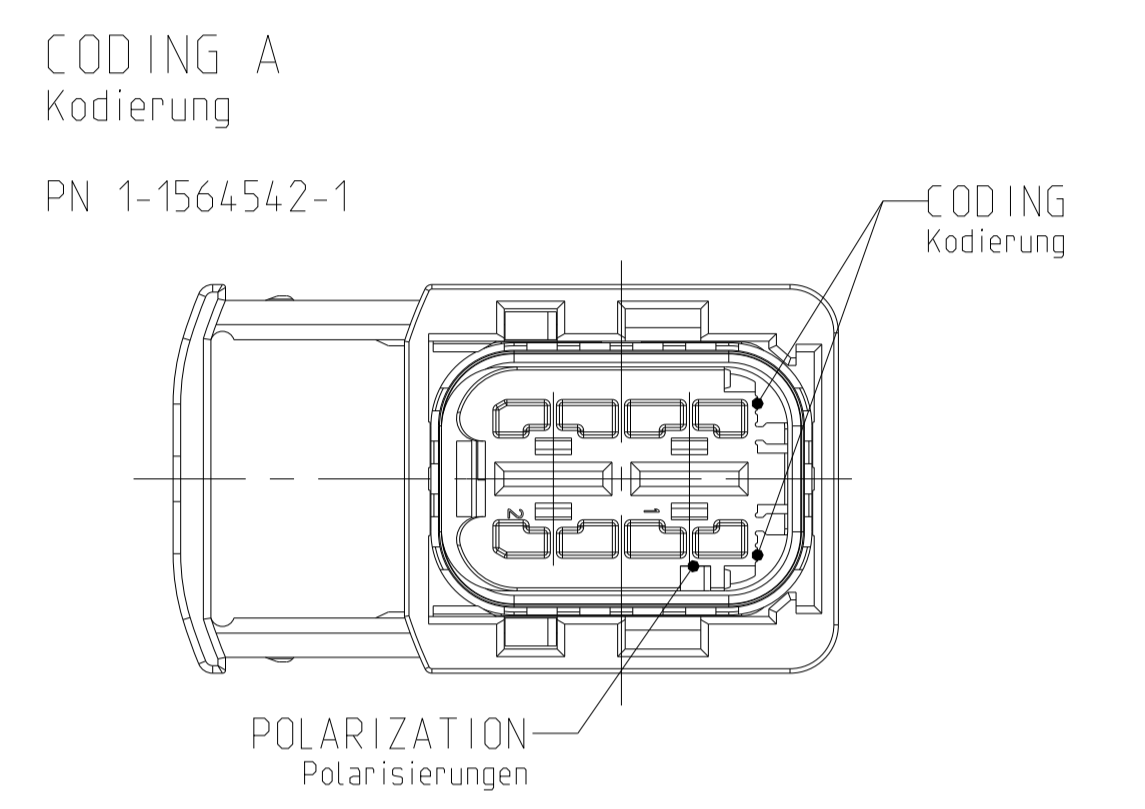
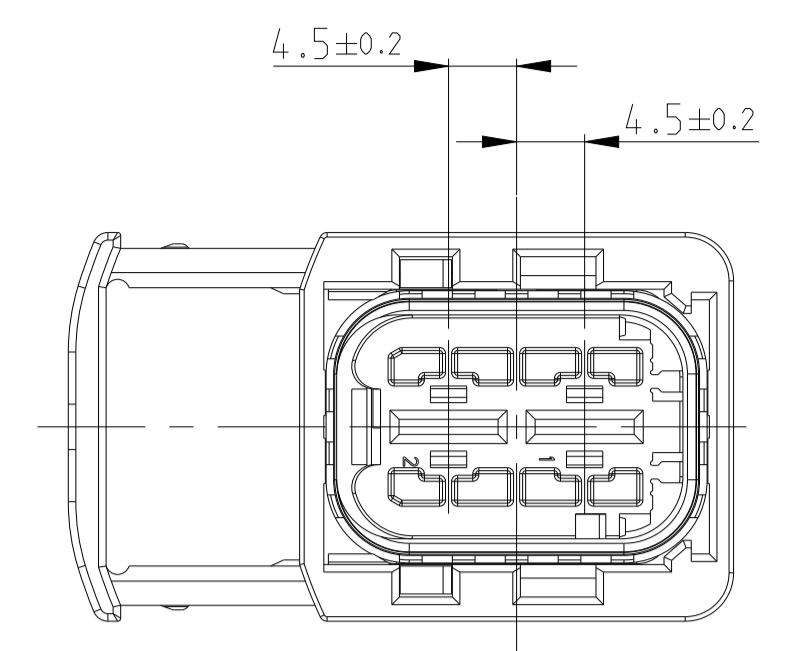
1-1564542-1 AS SHOWN
1-1564542-1 wie gezeigt

REV. NO.	DESCRIPTION	DATE	BY	APPV
J	DETAILS SEE PCN E-12-007625	24MAY2012	MN	SKR
J1	ECR-15-007756	15MAY2015	SK	Krauss
J2	ECR-21-111166	24AUG2021	DRK	AW

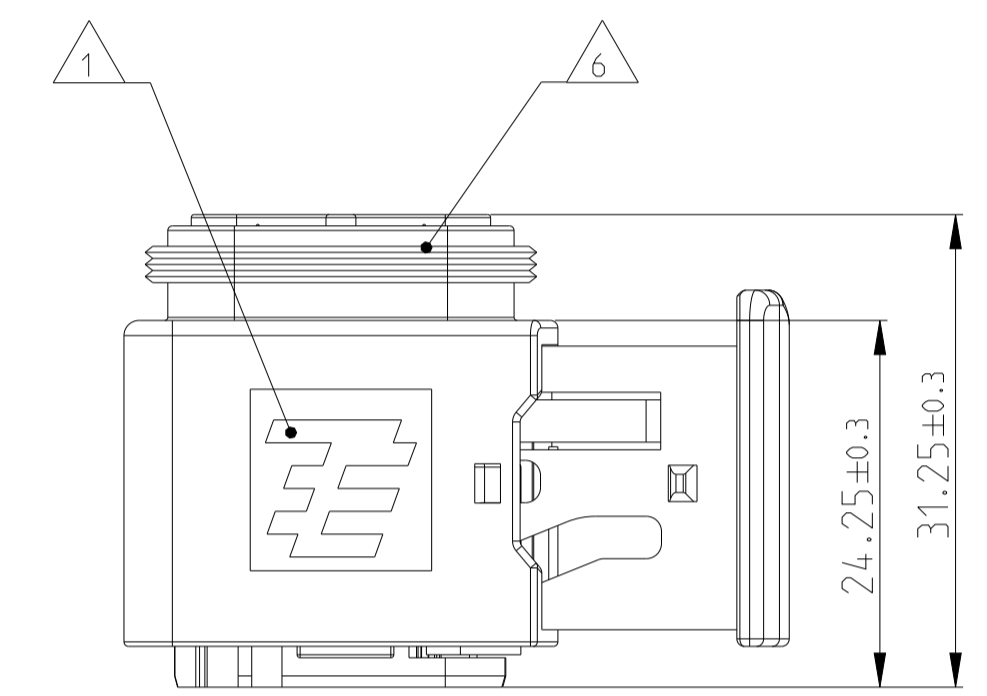
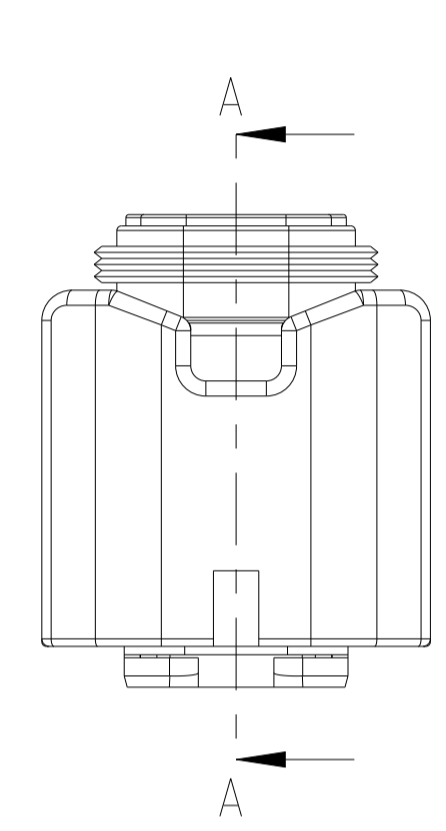
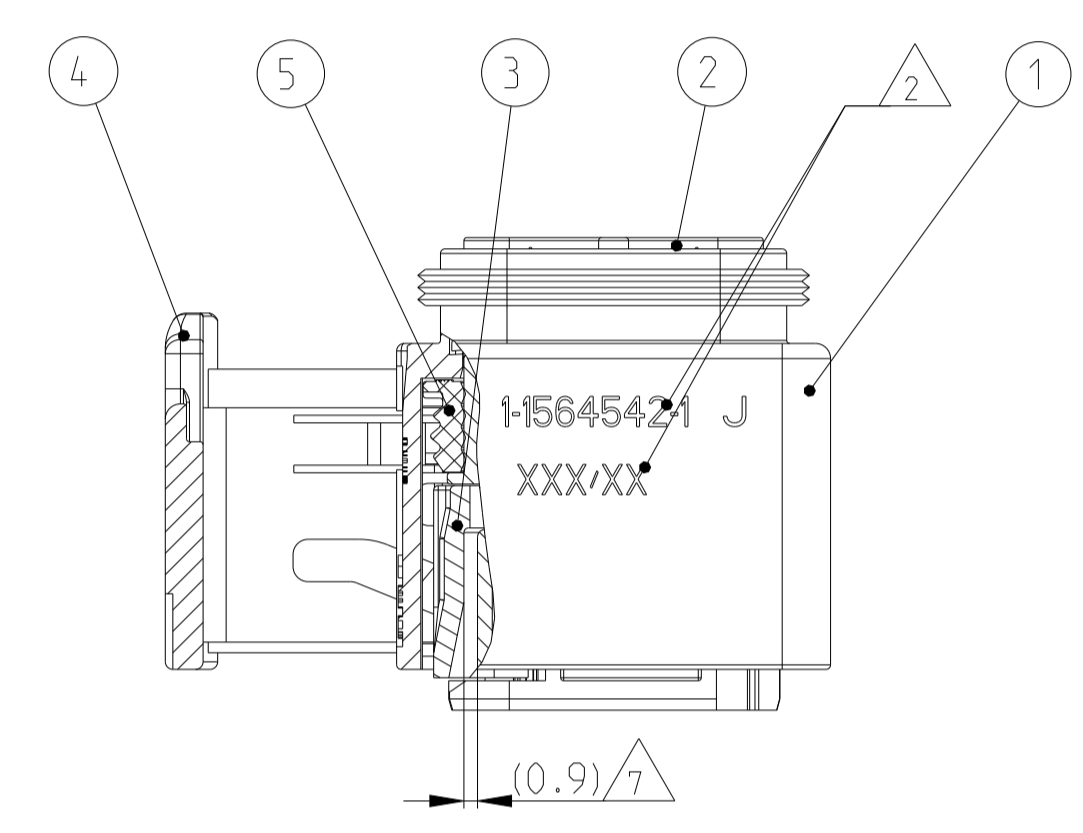


DELIVERY CONDITION:
Lieferzustand:

SECONDARY LOCKING AND SLIDE
IN PRE-LOCKED POSITION
2. Kontaktsicherung und Schieber
in Vorraststellung

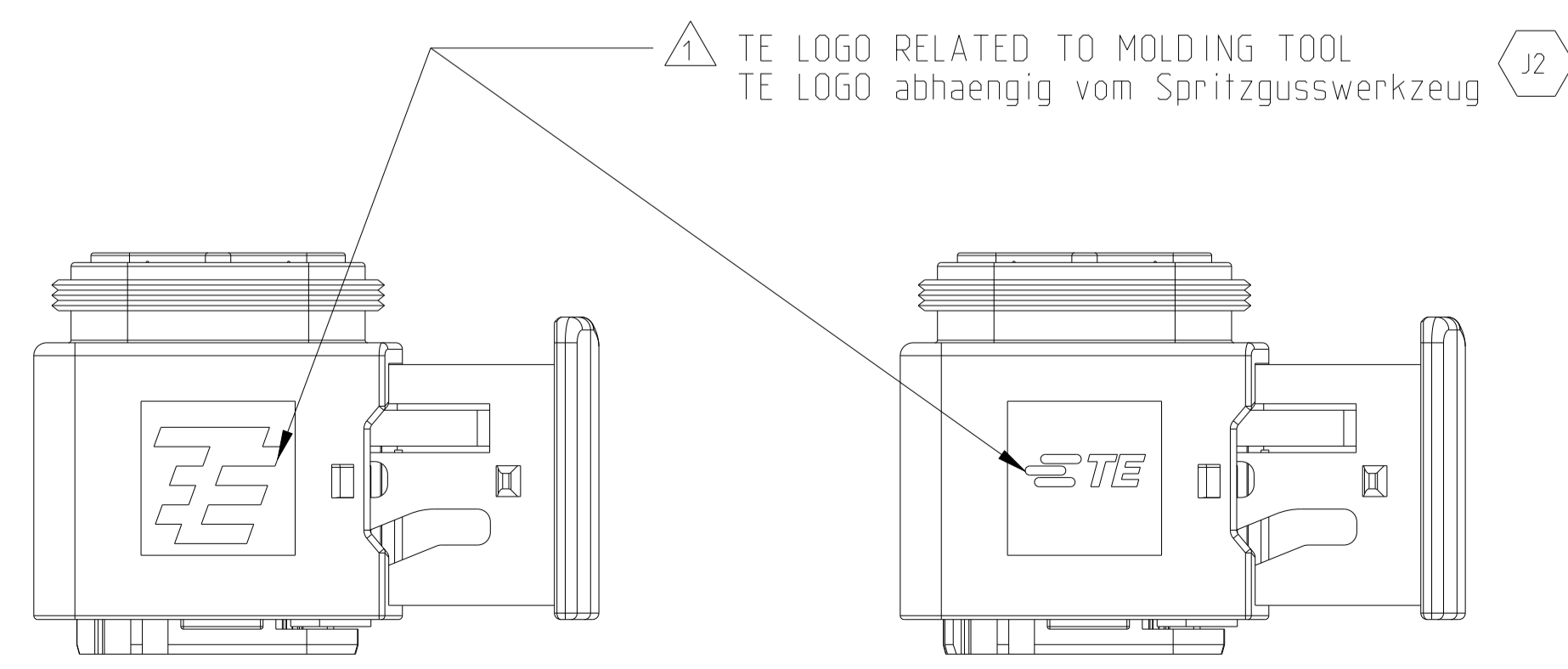
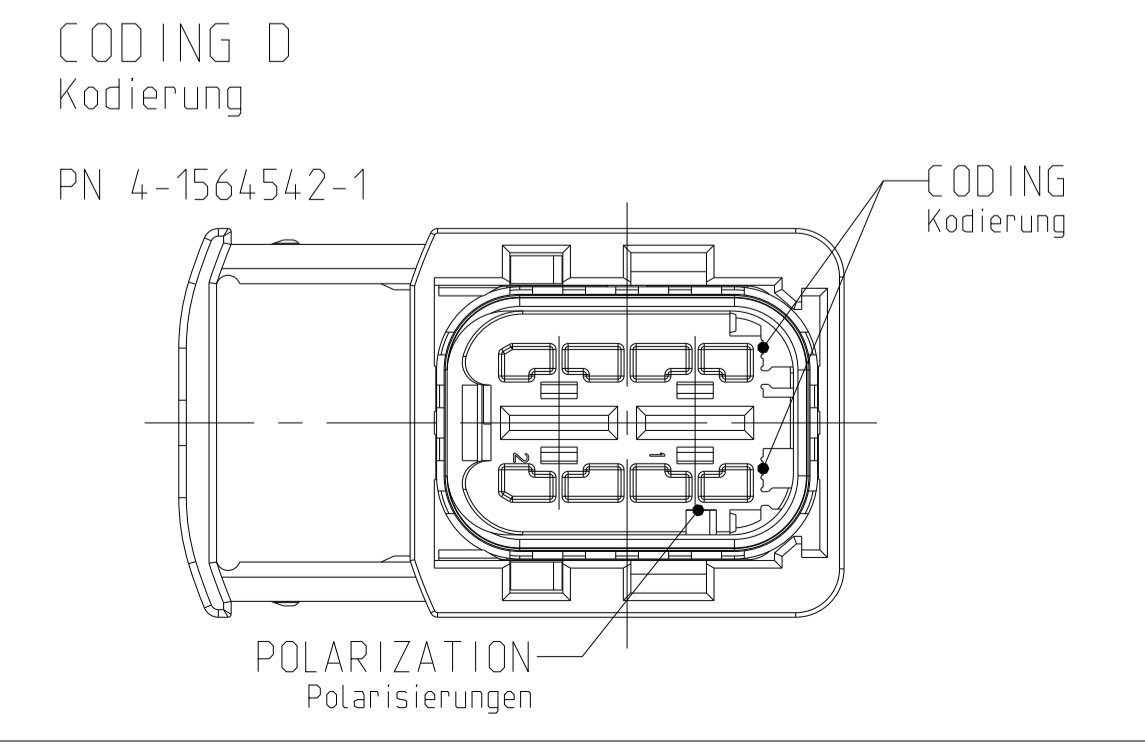
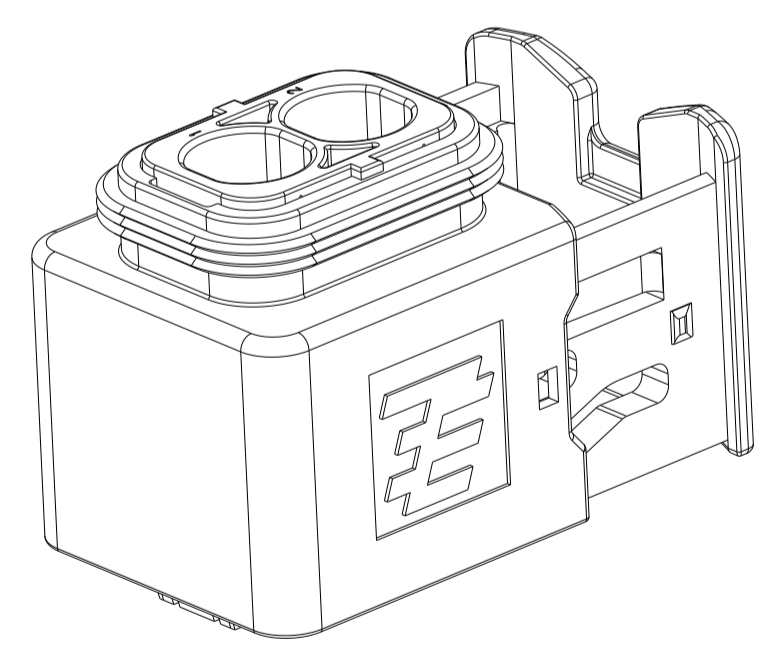
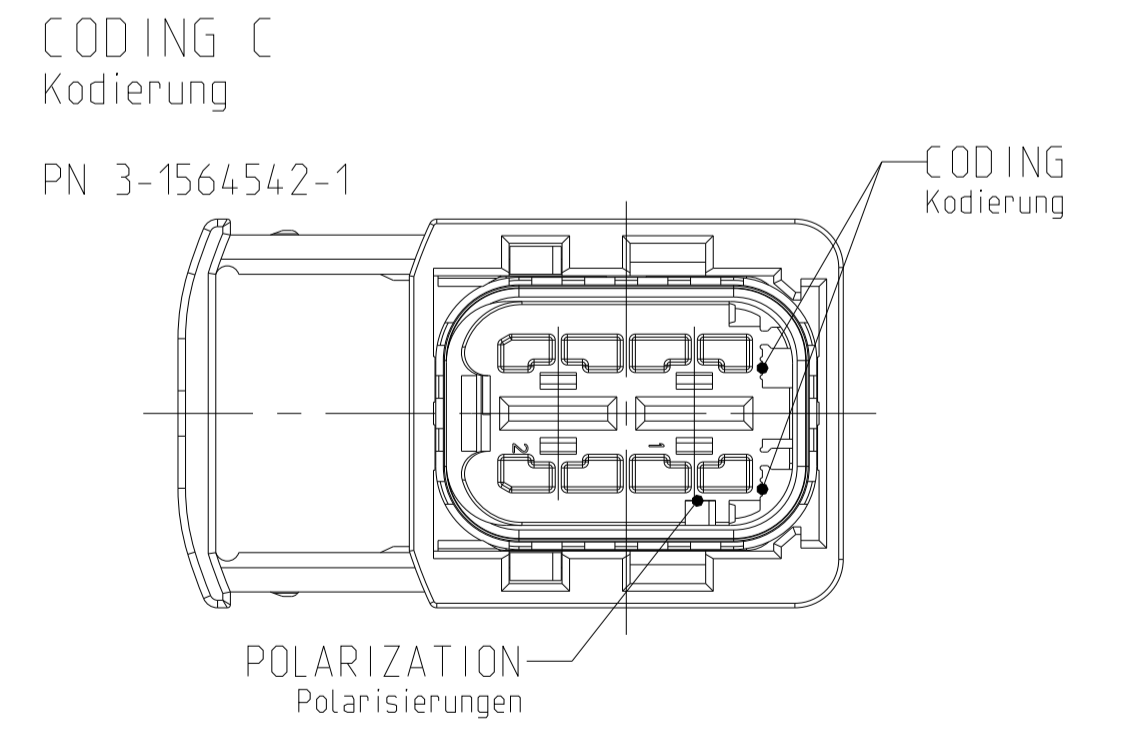
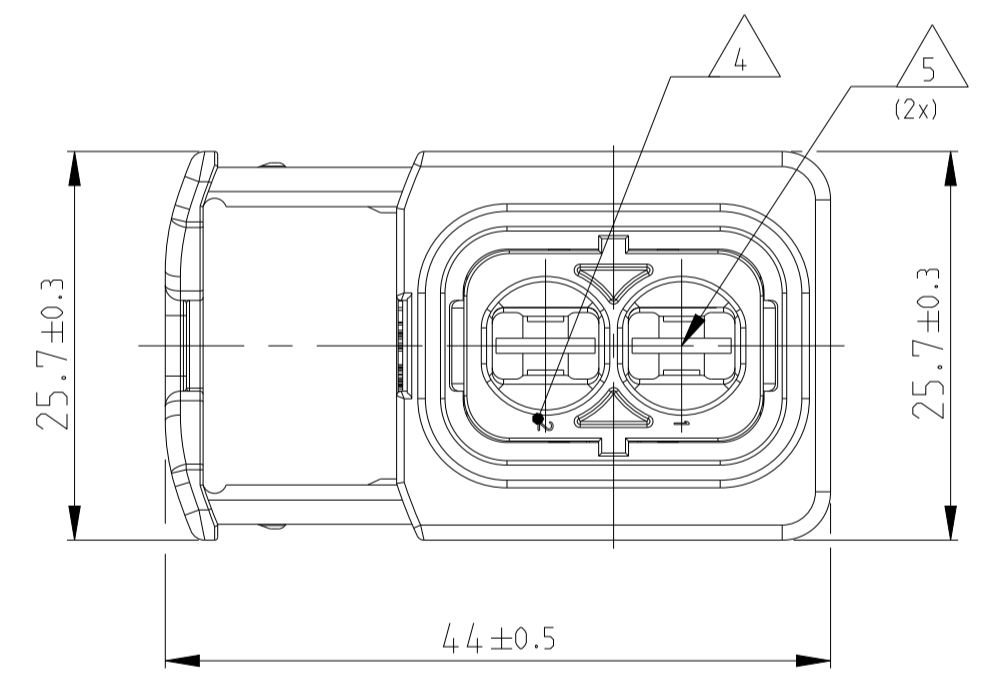
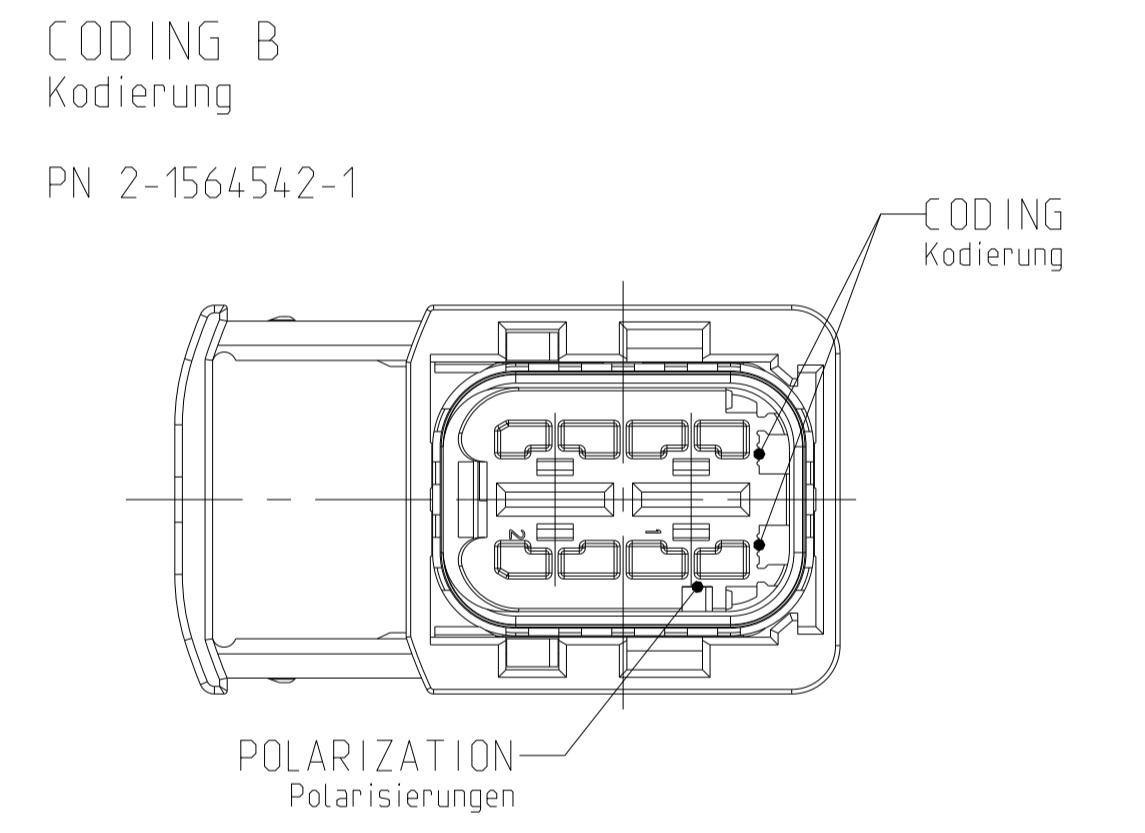


SECTION A-A
Schnitt



- NOTES
Bemerkungen
- TE LOGO
TE Logo
 - ASSY PN, PRODUCTION DATE (CALENDAR DAY/YEAR):
MARKING OPTIONAL AS LASER ENGRAVING OR
LASER WITH COLOR CHANGE
Assy PN, Produktionsdatum (Kalendertag/Jahr):
Beschriftung wahlweise als Lasergravur oder Laser mit Farbumschlag
 - BULK PACKAGING IN CORRUGATED BOX
Schuetzfolie im Versandkarton
 - CAVITY NUMBERING
Kammer Bezeichnung
 - CAVITIES MATED WITH AMP MCP 6.3/4.8K
SEE PRODUCT GROUP DRAWING
TE NO: 1241438
MAX. WIRE SIZE: 6.0mm² FLR

Kontaktkammern passend fuer AMP MCP 6.3/4.8K
siehe Produktgruppenzeichnung
TE Nr.: 1241438
max. Drahtgrossenbereich: 6.0mm² FLR
 - SUITABLE COVERS PN 1670057, 1670364
Passende Kappen PN 1670057, 1670364
 - SLIDING DISTANCE OF SECONDARY LOCKING
Verschiebeweg der 2. Kontaktsicherung
 - FITS TO TYCO INTERFACE DRAWING 114-18740-1
Passend zur Ausfuehrungsvorschrift 114-18740-1
 - SUITABLE COUNTERPART TE-NO. 1564544, 1564546
passendes Gegenstueck TE-Nr. 1564544, 1564546
 - MALFUNCTION CAUSED BY LACQUER IS NOT
COVERED BY TYCO ELECTRONICS WARRANTY.
Funktionsbeeintraechtigung durch Lackieren liegt nicht im
Einfluss und Gewährleistungsumfang von Tyco Electronics.



1 TE LOGO RELATED TO MOLDING TOOL
TE LOGO abhaengig vom Spritzgusswerkzeug J2

ITEM NO	DESCRIPTION	COLOUR	MATERIAL
1	RECEPTACLE HOUSING	BLACK	PBT-GF30 / V-0
2	2POS. CAVITY BLOCK, CODE, 'A'	BLACK	PBT-GF30 / V-0
2	2POS. CAVITY BLOCK, CODE, 'C'	GREEN	PBT-GF30 / V-0
2	2POS. CAVITY BLOCK, CODE, 'D'	BLUE	PBT-GF30 / V-0
3	2POS. CAVITY BLOCK, CODE, 'D'	YELLOW	PBT-GF30 / V-0
4	U-SLIDE	WHITE	MVO
5	SEAL	WHITE	MVO

TE ORDER-NO.	REV.	NO. OF POS.	CODE	QUANTITY	ITEM
TE Bestell-Nr.		Polzahl	Kodierung	Stueck	NO ASSY
4-1564542-1	J	2	D	1	4
3-1564542-1	J	2	C	1	3
2-1564542-1	J	2	B	1	2
1-1564542-1	J	2	A	1	1

THIS DRAWING IS A CONTROLLED DOCUMENT.
Dieses Zeichnungsstück ist ein durch AMP kontrolliertes Dokument.
ANSWERABLE TO THE TECHNICAL DEPARTMENT. THE ORIGINAL
DIN A4/11 (118x168) IS THE AUTHORITY FOR ANY DIMENSIONAL DISCREPANCY.

OTHERWISE SPECIFIED:
DIMENSIONS: ACC. TO DIN 1801-140
TOLERANCES: UNLESS OTHERWISE SPECIFIED:
P/PC ±0.1
S/PC ±0.1
M/PC ±0.1
FINISH SURFACE: SEE TABLE

OWN: Gajanan
CHK: J. Grandzow
APPV: E. Eberwein
PRODUCT SPEC: 108-94.020
APPLICATION SPEC: 114-18740-1

NAME: 2POS. AMP MCP6.3/4.8K, REC HSG, ASSY
2pos. AMP MCP6.3/4.8k. Buchsengehäuse
HDSCS - GROUP C

SIZE: A1
CAGE CODE: 00779
DRAWING NO: 1564542
REVISION: J2

RESTRICTED TO: N/A
SCALE: 2:1
SHEET: 1 OF 1
REV: J2