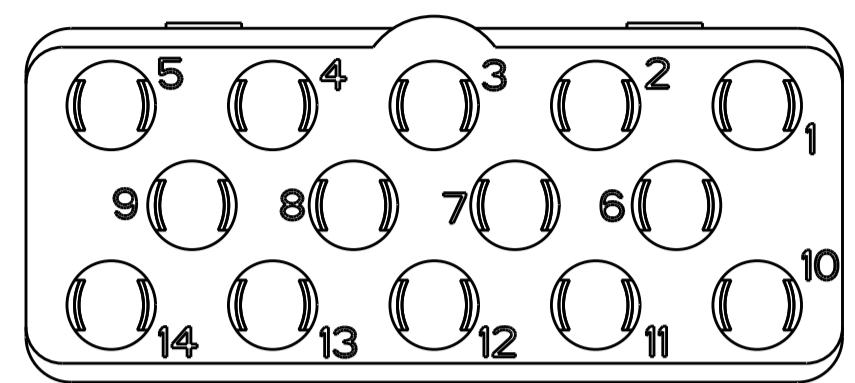
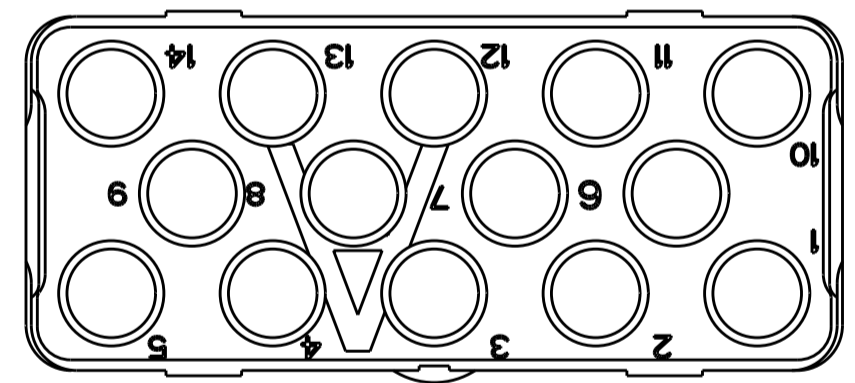
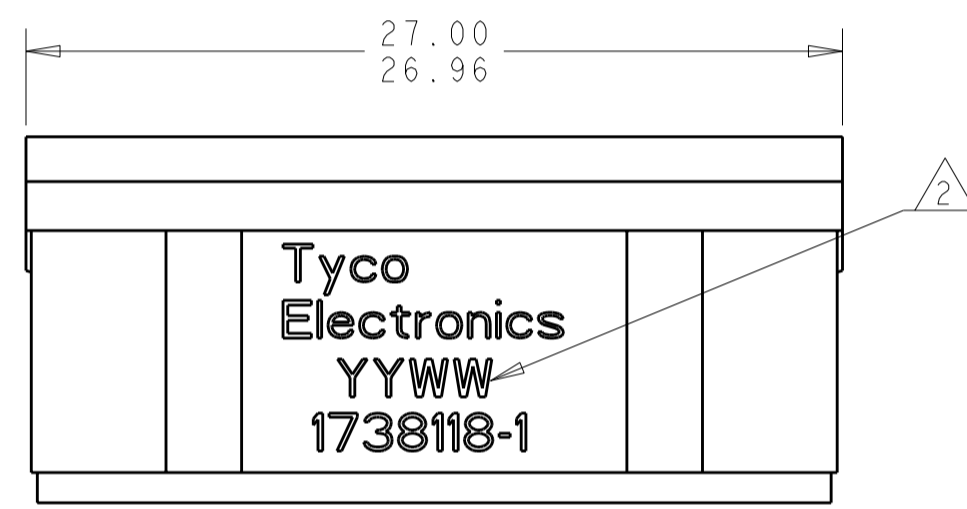
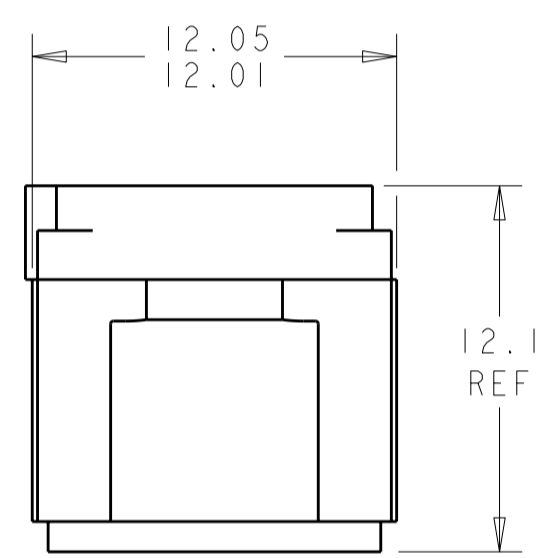


THIS DRAWING IS UNPUBLISHED. RELEASED FOR PUBLICATION 2009
 © COPYRIGHT 2009 BY TYCO ELECTRONICS CORPORATION. ALL INTERNATIONAL RIGHTS RESERVED.

LOC	DIST	REVISIONS			
P	LTR	DESCRIPTION	DATE	DWN	APVD
DF	A5	1	REDRAWN IN PRO/E	05MAY2010	RF JM



MATING FACE



1 FRONT & REAR INSULATOR: HIGH-TEMP THERMOPLASTIC OR THERMOSET EPOXY PER ASTM D5948.
 CONTACT RETENTION CLIPS: STAINLESS STEEL PER AISI 302 OR COPPER ALLOY PER ASTM B194

2 DATE CODE: YEAR & WEEK (YY WW)

3. DESCRIPTIVE PART NUMBER GPRBNI4PA
 THIS INSERT CONTAINS: 14 CAVITIES FOR SIZE 16 PIN CONTACTS

4. THIS PRODUCT IS SOLD BY TYCO ELECTRONICS UNDER A LICENSE FROM RADIALL SA.

THIS PRINT IS
PRELIMINARY
 UNQUALIFIED PRODUCT
 CONTACT PRODUCT ENGINEERING
 BEFORE USING THIS PRINT

1738118-1
 PART NUMBER

<small>THIS DRAWING IS A CONTROLLED DOCUMENT FOR TYCO ELECTRONICS CORPORATION IT IS SUBJECT TO CHANGE AND THE CONTROLLING ENGINEERING ORGANIZATION SHOULD BE CONTACTED FOR THE LATEST REVISION.</small>		DWN	BH	05MAY10	Tyco Electronics Harrisburg, PA 17105-3608
DIMENSIONS: mm		CHK	JPM	05MAY10	
		APVD	JPM	05MAY10	
TOLERANCES UNLESS OTHERWISE SPECIFIED: 0 PLC ±- 1 PLC ±0.1 2 PLC ±0.05 3 PLC ±- 4 PLC ±- ANGLES ±1 FINISH		PRODUCT SPEC	-	NAME	
MATERIAL	-	APPLICATION SPEC	-	WEIGHT	-
		RESTRICTED TO	-	SCALE	6:1
		CUSTOMER DRAWING		SIZE	A2
				CAGE CODE	00779
				DRAWING NO	1738118
				SHEET	1 OF 1
				REV	