


Relay Module - PLC-RPT- 24UC/21/RW - 2900318

Please be informed that the data shown in this PDF Document is generated from our Online Catalog. Please find the complete data in the user's documentation. Our General Terms of Use for Downloads are valid (<http://phoenixcontact.com/download>)



PLC-INTERFACE for railway applications, consisting of basic terminal block with Push-in connection and plug-in miniature relay with power contact, range: $0.7 \times U_N$ to $1.25 \times U_N$, temperature class TX: -40°C to $+70^\circ\text{C}$, 1 changeover contact, input voltage 24 V DC

Your advantages

- ✓ Optimum relay operation thanks to wide-range electronics
- ✓ Certified according to EN 50155
- ✓ Vibration and shock resistance according to EN 50155
- ✓ Safe isolation according to DIN EN 50178 between coil and contact
- ✓ Temperature range from -40°C to $+70^\circ\text{C}$ ($+85^\circ\text{C}$ briefly)
- ✓ Input voltage range of 0.7 to $1.25 \times U_N$ ($1.4 \times U_N$ briefly)



Key Commercial Data

| | |
|--------------|---------------|
| Packing unit | 10 pc |
| GTIN | |
| GTIN | 4046356507400 |

Technical data

Note

| | |
|-------------------------|---|
| Utilization restriction | EMC: class A product, see manufacturer's declaration in the download area |
|-------------------------|---|

Dimensions

| | |
|--------|--------|
| Width | 6.2 mm |
| Height | 80 mm |
| Depth | 94 mm |

Ambient conditions

| | |
|---|---|
| Ambient temperature (operation) | -40°C ... 70°C (Temperature class TX) |
| Ambient temperature (storage/transport) | -40°C ... 85°C |
| Degree of protection | RT III (Relay) |

Relay Module - PLC-RPT- 24UC/21/RW - 2900318

Technical data

Ambient conditions

| | |
|--|-------------------|
| | IP20 (Relay base) |
|--|-------------------|

Coil side

| | |
|---|-----------------------------------|
| Nominal input voltage U_N | 24 V DC |
| Input voltage range in reference to U_N | 0.7 ... 1.25 |
| Typical input current at U_N | 9 mA |
| Typical response time | 4 ms |
| Typical release time | 4 ms |
| Coil voltage | 12 V DC |
| Protective circuit | Bridge rectifier Bridge rectifier |
| | Free-wheeling diode Damping diode |
| | Surge protection |
| | RCZ filter |
| | Wide-range electronics |
| Operating voltage display | Yellow LED |
| Power dissipation for nominal condition | 0.22 W |

Contact side

| | |
|---------------------------------------|---|
| Contact type | 1 changeover contact |
| Type of switch contact | Single contact |
| Contact material | AgSnO |
| Maximum switching voltage | 250 V AC/DC (Separating plate PLC-ATP must be installed for voltages larger than 250 V (L1, L2, L3) between identical terminal blocks in adjacent modules.) |
| Minimum switching voltage | 5 V (at 100 mA) |
| Min. switching current | 10 mA (at 12 V) |
| Maximum inrush current | 10 A (4 s) |
| Limiting continuous current | 6 A |
| Interrupting rating (ohmic load) max. | 140 W (at 24 V DC) |
| | 20 W (at 48 V DC) |
| | 18 W (at 60 V DC) |
| | 23 W (at 110 V DC) |
| | 40 W (at 220 V DC) |
| | 1500 VA (for 250 V AC) |
| Switching capacity | 1 A (at 24 V, DC13) |
| | 0.2 A (at 110 V, DC13) |
| | 0.1 A (at 220 V, DC13) |
| | 3 A (at 24 V, AC15) |
| | 3 A (at 120 V, AC15) |
| | 3 A (at 230 V, AC15) |

General

| | |
|--------------|--|
| Test voltage | 4 kV _{rms} (50 Hz, 1 min., winding/contact) |
|--------------|--|

Relay Module - PLC-RPT- 24UC/21/RW - 2900318

Technical data

General

| | |
|--|--------------------------------|
| Operating mode | 100% operating factor |
| Flammability rating according to UL 94 | V0 (Housing) |
| Mechanical service life | approx. 2×10^7 cycles |
| Mounting position | any |
| Assembly instructions | in rows with zero spacing |

Connection data

| | |
|----------------------------------|--|
| Connection name | Coil side |
| Connection method | Push-in connection |
| Stripping length | 8 mm |
| Conductor cross section solid | 0.14 mm ² ... 2.5 mm ² |
| Conductor cross section flexible | 0.14 mm ² ... 2.5 mm ² |
| | 0.2 mm ² ... 2.5 mm ² (Single ferrule) |
| | 2x 0.5 mm ² ... 1 mm ² (TWIN ferrule) |
| Conductor cross section AWG | 26 ... 14 |

Connection data 2

| | |
|----------------------------------|--|
| Connection name | Contact side |
| Connection method | Push-in connection |
| Stripping length | 8 mm |
| Conductor cross section solid | 0.14 mm ² ... 2.5 mm ² |
| Conductor cross section flexible | 0.14 mm ² ... 2.5 mm ² |
| | 0.2 mm ² ... 2.5 mm ² (Single ferrule) |
| | 2x 0.5 mm ² ... 1 mm ² (TWIN ferrule) |
| Conductor cross section AWG | 26 ... 14 |

Standards and Regulations

| | |
|----------------------------------|------------------------------|
| Connection in acc. with standard | CUL |
| Standards/regulations | EN 50155 (VDE 0115 part 200) |
| | EN 50178 |
| | EN 61373 |
| | EN 50121 |
| Rated insulation voltage | 250 V AC |
| Rated surge voltage | 6 kV |
| Pollution degree | 2 |
| Overvoltage category | III |

Conformance/approvals

| | |
|----------------|----------------------------|
| Designation | Corrosive gas test |
| Identification | ISA-S71.04. G3 Harsh Group |
| | EN 60068-2-60 |

Environmental Product Compliance

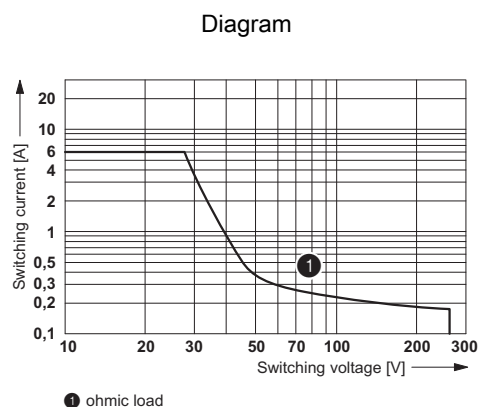
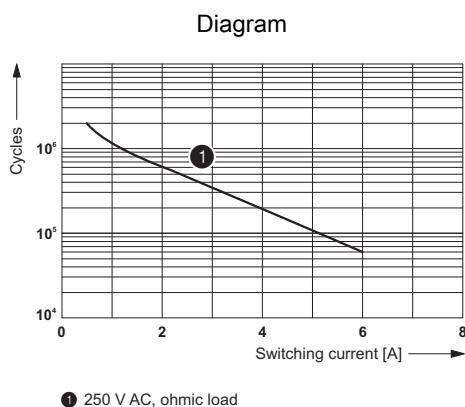
Relay Module - PLC-RPT- 24UC/21/RW - 2900318

Technical data

Environmental Product Compliance

| | |
|------------|---|
| REACH SVHC | Lead 7439-92-1 |
| China RoHS | Environmentally Friendly Use Period = 50 years |
| | For details about hazardous substances go to tab "Downloads", Category "Manufacturer's declaration" |

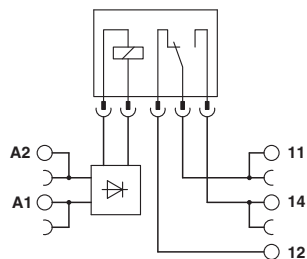
Drawings



Electrical service life

DC interrupting rating

Circuit diagram



Classifications

eCl@ss

| | |
|---------------|----------|
| eCl@ss 10.0.1 | 27371601 |
| eCl@ss 11.0 | 27371601 |
| eCl@ss 4.0 | 27371000 |
| eCl@ss 4.1 | 27371000 |
| eCl@ss 5.0 | 27371600 |
| eCl@ss 5.1 | 27371600 |
| eCl@ss 6.0 | 27371600 |
| eCl@ss 7.0 | 27371601 |
| eCl@ss 9.0 | 27371601 |

Relay Module - PLC-RPT- 24UC/21/RW - 2900318

Classifications

ETIM

| | |
|----------|----------|
| ETIM 2.0 | EC001437 |
| ETIM 3.0 | EC001437 |
| ETIM 4.0 | EC001437 |
| ETIM 6.0 | EC001437 |
| ETIM 7.0 | EC001437 |

UNSPSC

| | |
|---------------|----------|
| UNSPSC 6.01 | 30211916 |
| UNSPSC 7.0901 | 39121515 |
| UNSPSC 11 | 39121515 |
| UNSPSC 12.01 | 39121515 |
| UNSPSC 13.2 | 39122334 |
| UNSPSC 18.0 | 39122334 |
| UNSPSC 19.0 | 39122334 |
| UNSPSC 20.0 | 39122334 |
| UNSPSC 21.0 | 39122334 |

Approvals

Approvals

Approvals

DNV GL / UL Listed / UL Recognized / cUL Recognized / cUL Listed / RC FRT / EAC / cULus Recognized / cULus Listed

Ex Approvals

Approval details

| | | | |
|--------|--|---|---------------|
| DNV GL | | https://approvalfinder.dnvgl.com/ | TAE0000196-03 |
|--------|--|---|---------------|

| | | | |
|-----------|--|---|---------------|
| UL Listed | | http://database.ul.com/cgi-bin/XYV/template/LISEXT/1FRAME/index.htm | FILE E 172140 |
|-----------|--|---|---------------|

| | | | |
|---------------|--|---|---------------|
| UL Recognized | | http://database.ul.com/cgi-bin/XYV/template/LISEXT/1FRAME/index.htm | FILE E 238705 |
|---------------|--|---|---------------|

Relay Module - PLC-RPT- 24UC/21/RW - 2900318

Approvals

| | | | |
|----------------|--|---|---------------|
| cUL Recognized | | http://database.ul.com/cgi-bin/XYV/template/LISEXT/1FRAME/index.htm | FILE E 238705 |
|----------------|--|---|---------------|

| | | | |
|------------|--|---|---------------|
| cUL Listed | | http://database.ul.com/cgi-bin/XYV/template/LISEXT/1FRAME/index.htm | FILE E 172140 |
|------------|--|---|---------------|

| | | | |
|--------|--|--|---------|
| RC FRT | | | B.00094 |
|--------|--|--|---------|

| | | | |
|-----|--|--|-----------------|
| EAC | | | TR_TS_D_00573_c |
|-----|--|--|-----------------|

| | | | |
|------------------|--|--|--|
| cULus Recognized | | | |
|------------------|--|--|--|

| | | | |
|--------------|--|--|--|
| cULus Listed | | | |
|--------------|--|--|--|

Accessories

Accessories

Bridge

Continuous plug-in bridge - FBST 500-PLC RD - 2966786



Continuous plug-in bridge, length: 500 mm, color: red

Continuous plug-in bridge - FBST 500-PLC BU - 2966692



Continuous plug-in bridge, length: 500 mm, color: blue

Relay Module - PLC-RPT- 24UC/21/RW - 2900318

Accessories

Continuous plug-in bridge - FBST 500-PLC GY - 2966838



Continuous plug-in bridge, length: 500 mm, color: gray

Single plug-in bridge - FBST 6-PLC RD - 2966236



Single plug-in bridge, length: 6 mm, number of positions: 2, color: red

Single plug-in bridge - FBST 6-PLC BU - 2966812



Single plug-in bridge, length: 6 mm, number of positions: 2, color: blue

Single plug-in bridge - FBST 6-PLC GY - 2966825



Single plug-in bridge, length: 6 mm, number of positions: 2, color: gray

Single plug-in bridge - FBST 8-PLC GY - 2967688



Single plug-in bridge, length: 8 mm, number of positions: 2, color: gray

DIN rail

Relay Module - PLC-RPT- 24UC/21/RW - 2900318

Accessories

DIN rail perforated - NS 35/ 7,5 PERF 2000MM - 0801733



DIN rail perforated, Standard profile, width: 35 mm, height: 7.5 mm, acc. to EN 60715, material: Steel, galvanized, passivated with a thick layer, length: 2000 mm, color: silver

DIN rail, unperforated - NS 35/ 7,5 UNPERF 2000MM - 0801681



DIN rail, unperforated, Standard profile, width: 35 mm, height: 7.5 mm, acc. to EN 60715, material: Steel, galvanized, passivated with a thick layer, length: 2000 mm, color: silver

DIN rail perforated - NS 35/ 7,5 WH PERF 2000MM - 1204119



DIN rail perforated, Standard profile, width: 35 mm, height: 7.5 mm, acc. to EN 60715, material: Steel, Galvanized, white passivated, length: 2000 mm, color: silver

DIN rail, unperforated - NS 35/ 7,5 WH UNPERF 2000MM - 1204122



DIN rail, unperforated, Standard profile, width: 35 mm, height: 7.5 mm, acc. to EN 60715, material: Steel, Galvanized, white passivated, length: 2000 mm, color: silver

DIN rail, unperforated - NS 35/ 7,5 AL UNPERF 2000MM - 0801704



DIN rail, unperforated, Standard profile, width: 35 mm, height: 7.5 mm, acc. to EN 60715, material: Aluminum, uncoated, length: 2000 mm, color: silver

Relay Module - PLC-RPT- 24UC/21/RW - 2900318

Accessories

DIN rail perforated - NS 35/ 7,5 ZN PERF 2000MM - 1206421



DIN rail perforated, Standard profile, width: 35 mm, height: 7.5 mm, acc. to EN 60715, material: Steel, galvanized, length: 2000 mm, color: silver

DIN rail, unperforated - NS 35/ 7,5 ZN UNPERF 2000MM - 1206434



DIN rail, unperforated, Standard profile, width: 35 mm, height: 7.5 mm, acc. to EN 60715, material: Steel, galvanized, length: 2000 mm, color: silver

DIN rail, unperforated - NS 35/ 7,5 CU UNPERF 2000MM - 0801762



DIN rail, unperforated, Standard profile, width: 35 mm, height: 7.5 mm, acc. to EN 60715, material: Copper, uncoated, length: 2000 mm, color: copper-colored

End cap - NS 35/ 7,5 CAP - 1206560



DIN rail end piece, for DIN rail NS 35/7.5

DIN rail perforated - NS 35/15 PERF 2000MM - 1201730



DIN rail perforated, Standard profile, width: 35 mm, height: 15 mm, similar to EN 60715, material: Steel, galvanized, passivated with a thick layer, length: 2000 mm, color: silver

Relay Module - PLC-RPT- 24UC/21/RW - 2900318

Accessories

DIN rail, unperforated - NS 35/15 UNPERF 2000MM - 1201714




DIN rail, unperforated, Standard profile, width: 35 mm, height: 15 mm, similar to EN 60715, material: Steel, galvanized, passivated with a thick layer, length: 2000 mm, color: silver

DIN rail perforated - NS 35/15 WH PERF 2000MM - 0806602



DIN rail perforated, Standard profile, width: 35 mm, height: 15 mm, similar to EN 60715, material: Steel, Galvanized, white passivated, length: 2000 mm, color: silver

DIN rail, unperforated - NS 35/15 WH UNPERF 2000MM - 1204135



DIN rail, unperforated, Standard profile, width: 35 mm, height: 15 mm, similar to EN 60715, material: Steel, Galvanized, white passivated, length: 2000 mm, color: silver

DIN rail, unperforated - NS 35/15 AL UNPERF 2000MM - 1201756



DIN rail, unperforated, Standard profile, width: 35 mm, height: 15 mm, similar to EN 60715, material: Aluminum, uncoated, length: 2000 mm, color: silver

DIN rail perforated - NS 35/15 ZN PERF 2000MM - 1206599



DIN rail perforated, Standard profile, width: 35 mm, height: 15 mm, similar to EN 60715, material: Steel, galvanized, length: 2000 mm, color: silver

Relay Module - PLC-RPT- 24UC/21/RW - 2900318

Accessories

DIN rail, unperforated - NS 35/15 ZN UNPERF 2000MM - 1206586



DIN rail, unperforated, Standard profile, width: 35 mm, height: 15 mm, similar to EN 60715, material: Steel, galvanized, length: 2000 mm, color: silver

DIN rail, unperforated - NS 35/15 CU UNPERF 2000MM - 1201895



DIN rail, unperforated, Standard profile, width: 35 mm, height: 15 mm, similar to EN 60715, material: Copper, uncoated, length: 2000 mm, color: copper-colored

End cap - NS 35/15 CAP - 1206573



DIN rail end piece, for DIN rail NS 35/15

DIN rail, unperforated - NS 35/15-2,3 UNPERF 2000MM - 1201798



DIN rail, unperforated, Standard profile 2.3 mm, width: 35 mm, height: 15 mm, acc. to EN 60715, material: Steel, galvanized, passivated with a thick layer, length: 2000 mm, color: silver

Labeled terminal marker

Zack marker strip - ZB 6 CUS - 0824992



Zack marker strip, can be ordered: Strip, white, labeled according to customer specifications, mounting type: snap into tall marker groove, for terminal block width: 6.2 mm, lettering field size: 6.15 x 10.5 mm, Number of individual labels: 10

Relay Module - PLC-RPT- 24UC/21/RW - 2900318

Accessories

Zack marker strip - ZB 6,LGS:FORTL.ZAHLEN - 1051016



Zack marker strip, Strip, white, labeled, can be labeled with: CMS-P1-PLOTTER, printed horizontally: consecutive numbers 1 ... 10, 11 ... 20, etc. up to 491 ... 500, mounting type: snap into tall marker groove, for terminal block width: 6.2 mm, lettering field size: 6.15 x 10.5 mm, Number of individual labels: 10

Zack marker strip - ZB 6,QR:FORTL.ZAHLEN - 1051029



Zack marker strip, Strip, white, labeled, can be labeled with: CMS-P1-PLOTTER, Printed vertically: consecutive numbers 1 ... 10, 11 ... 20, etc. up to 491 ... 500, mounting type: snap into tall marker groove, for terminal block width: 6.2 mm, lettering field size: 6.15 x 10.5 mm, Number of individual labels: 10

Zack marker strip - ZB 6,LGS:GLEICHE ZAHLEN - 1051032



Zack marker strip, Strip, white, labeled, can be labeled with: CMS-P1-PLOTTER, printed horizontally: Identical numbers 1 or 2, etc. up to 100, mounting type: snap into tall marker groove, for terminal block width: 6.2 mm, lettering field size: 6.15 x 10.5 mm, Number of individual labels: 10

Marker for terminal blocks - ZB 6,LGS:L1-N,PE - 1051414



Marker for terminal blocks, Strip, white, labeled, can be labeled with: CMS-P1-PLOTTER, horizontal: L1, L2, L3, N, PE, L1, L2, L3, N, PE, mounting type: snap into tall marker groove, for terminal block width: 6.2 mm, lettering field size: 6.15 x 10.5 mm, Number of individual labels: 10

Marker for terminal blocks - ZB 6,LGS:U-N - 1051430



Marker for terminal blocks, Strip, white, labeled, can be labeled with: CMS-P1-PLOTTER, printed horizontally: U, V, W, N, GND, U, V, W, N, GND, mounting type: snap into tall marker groove, for terminal block width: 6.2 mm, lettering field size: 6.15 x 10.5 mm, Number of individual labels: 10

Relay Module - PLC-RPT- 24UC/21/RW - 2900318

Accessories

Marker for terminal blocks - UC-TM 6 CUS - 0824589



Marker for terminal blocks, can be ordered: by sheet, white, labeled according to customer specifications, mounting type: snap into tall marker groove, for terminal block width: 6.2 mm, lettering field size: 5.6 x 10.5 mm, Number of individual labels: 80

Marker for terminal blocks - UCT-TM 6 CUS - 0829602



Marker for terminal blocks, can be ordered: by sheet, white, labeled according to customer specifications, mounting type: snap into tall marker groove, for terminal block width: 6.2 mm, lettering field size: 5.6 x 10.5 mm, Number of individual labels: 60

Partition plate

Separating plate - PLC-ATP BK - 2966841



Separating plate, 2 mm thick, required at the start and end of a PLC terminal strip. Furthermore, it is used for: visual separation of groups, safe isolation of different voltages of neighboring PLC relays in acc. with DIN VDE 0106-101, isolation

Power module

Power terminal block - PLC-ESK GY - 2966508



Power terminal block, for the input of up to four potentials, for mounting on NS 35/7.5

Screwdriver tools

Screwdriver - SZF 1-0,6X3,5 - 1204517



Actuation tool, for ST terminal blocks, also suitable for use as a bladed screwdriver, size: 0.6 x 3.5 x 100 mm, 2-component grip, with non-slip grip

Terminal marking

Relay Module - PLC-RPT- 24UC/21/RW - 2900318

Accessories

Zack marker strip - ZB 6:UNBEDRUCKT - 1051003



Zack marker strip, Strip, white, unlabeled, can be labeled with: PLOTMARK, CMS-P1-PLOTTER, mounting type: snap into tall marker groove, for terminal block width: 6.2 mm, lettering field size: 6.15 x 10.5 mm, Number of individual labels: 10

Marker for terminal blocks - UC-TM 6 - 0818085



Marker for terminal blocks, Sheet, white, unlabeled, can be labeled with: BLUEMARK ID COLOR, BLUEMARK ID, BLUEMARK CLED, PLOTMARK, CMS-P1-PLOTTER, mounting type: snap into tall marker groove, for terminal block width: 6.2 mm, lettering field size: 5.6 x 10.5 mm, Number of individual labels: 80

Marker for terminal blocks - UCT-TM 6 - 0828736



Marker for terminal blocks, Sheet, white, unlabeled, can be labeled with: TOPMARK NEO, TOPMARK LASER, BLUEMARK ID COLOR, BLUEMARK ID, BLUEMARK CLED, THERMOMARK PRIME, THERMOMARK CARD 2.0, THERMOMARK CARD, mounting type: snap into tall marker groove, for terminal block width: 6.2 mm, lettering field size: 5.6 x 10.5 mm, Number of individual labels: 60

Spare parts

Single relay - REL-MR- 12DC/21 - 2961150



Plug-in miniature power relay, with power contact, 1 changeover contact, input voltage 12 V DC