

Subject to changes. Please also observe the further product documentation!



## Item description

- Board-to-board links simplify LED module assembly
- Easy push-in connection and disconnection

## Data

### Electrical data

### Ratings per IEC/EN

Ratings per	IEC/EN 60664-1
Nominal voltage (III/3)	63 V
Rated impulse voltage (III/3)	2.5 kV
Rated voltage (III/2)	160 V
Rated impulse voltage (III/2)	2.5 kV
Nominal voltage (II/2)	320 V
Rated surge voltage (II/2)	2.5 kV
Rated current	3 A
Legend (ratings)	(III / 2) ≙ Overvoltage category III / Pollution degree 2

### Connection data

Total number of potentials	2
----------------------------	---

### Connection 1

Pole number	2
-------------	---

### Physical data

Pin spacing	3 mm / 0.118 inches
Width	5.7 mm / 0.224 inches
Height	2.5 mm / 0.098 inches
Depth	15.3 mm / 0.602 inches

### Mechanical Data

Mating cycles (max.)	10
Number of mating cycles	10 connections/disconnections (max.)
Suitable	for SMD PCB terminal blocks (2059 Series)

Subject to changes. Please also observe the further product documentation!



## Material Data

Note (material data)

Information on material specifications can be found here

Color	white
Material group	I
Insulation material	Polyamide (PA66)
Flammability class per UL94	V0
Contact material	Copper alloy
Contact plating	Silver
Fire load	0.001 MJ
Weight	0.1 g

## Environmental requirements

Limit temperature range	-60 ... +105 °C
-------------------------	-----------------

## Commercial data

eCl@ss 10.0	27-14-11-92
eCl@ss 9.0	27-14-11-92
ETIM 8.0	EC002848
ETIM 7.0	EC002848
PU (SPU)	500 pcs
Packaging type	box
Country of origin	CN
GTIN	4055143610025
Customs tariff number	85369010000

## Environmental Product Compliance

RoHS Compliance Status	Compliant, No Exemption
------------------------	-------------------------

## Approvals / Certificates

### General approvals


Logo	Approval	Additional Approval Text	Certificate name
	CCA DEKRA Certification B.V.	EN 60947-7-4	NTR NL-7819

Subject to changes. Please also observe the further product documentation!


CCA

	CCA DEKRA Certification B.V.	EN 60947-7-4	71- 111131
--	---------------------------------	--------------	---------------


CCA

	CCA DEKRA Certification B.V.	EN 60838	NTR NL- 7720
--	---------------------------------	----------	-----------------


cURus

	cURus Underwriters Laboratories Inc.	UL 1059	E45172
--	---	---------	--------

KEMA/KEUR

	KEMA/KEUR DEKRA Certification B.V.	EN 60838	71- 106226
--	---------------------------------------	----------	---------------

UL

	UL Underwriters Laboratories Inc.	UL 1977	E45171
---	--------------------------------------	---------	--------

## Counterpart



**Item no.2059-322/998-403**  
SMD PCB terminal block; 0,5 mm<sup>2</sup>; Pin spacing 3 mm; 2-pole; PUSH WIRE®; in tape-and-reel packaging; 0,50 mm<sup>2</sup>; black

[www.wago.com/2059-322/998-403](http://www.wago.com/2059-322/998-403)



**Item no.2059-302/998-403**  
SMD PCB terminal block; 0,5 mm<sup>2</sup>; Pin spacing 3 mm; 2-pole; PUSH WIRE®; in tape-and-reel packaging; 0,50 mm<sup>2</sup>; white

[www.wago.com/2059-302/998-403](http://www.wago.com/2059-302/998-403)

## Downloads

### Documentation

#### Additional Information

Technical Section Technical explanations	2019 Apr 3	pdf 2.0 MB	Download
---	------------	---------------	----------

Subject to changes. Please also observe the further product documentation!

## CAD/CAE-Data

### CAD data

2D/3D Models 2059-902	URL	Download
-----------------------	-----	----------

### CAE data

ZUKEN Portal 2059-902	URL	Download
-----------------------	-----	----------

## Environmental Product Compliance


### Compliance Search

Environmental Product Compliance 2059-902	URL	Download
---	-----	----------


Board-to-Board Link; Pin spacing 3 mm; 2-pole; Length: 15.3 mm; white

## Installation Notes

### Installation

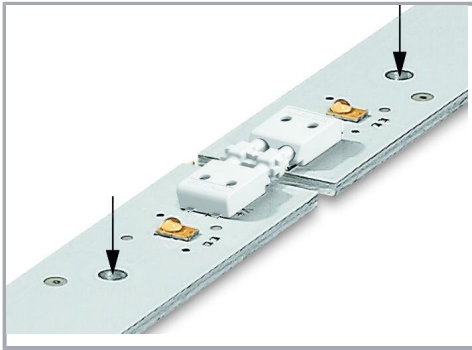


### Installation



### Installation

Subject to changes. Please also observe the further product documentation!



Subject to changes. Please also observe the further product documentation!