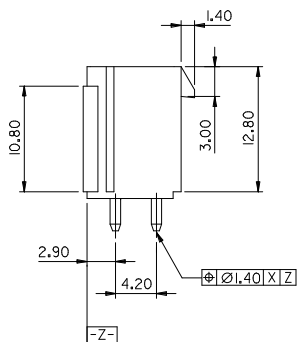
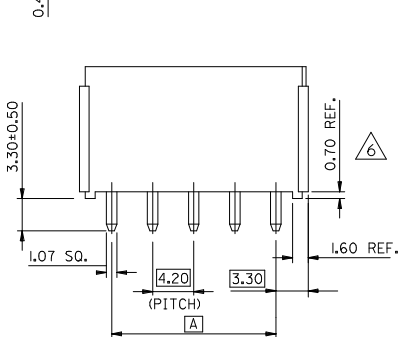


RECOMMENDED INSTALLATION PATTERN

	51.60±0.55	46.20	24
	47.40±0.55	42.00	22
	43.20±0.50	37.80	20
	39.00±0.45	33.60	18
	34.80±0.35	29.40	16
	30.60±0.30	25.20	14
	26.40±0.30	21.00	12
	22.20±0.30	16.80	10
	18.00±0.30	12.60	8
	13.80±0.25	8.40	6
	9.60±0.25	4.20	4
	5.40±0.20	--	2
	B	A	CKT. SIZE



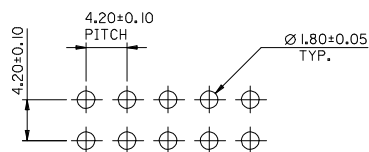
LEGEND

- 36633-**** SEE SHEET 2 FOR CKT SIZE, PKG, PLATING, & HSG COLOR OPTIONS.
- 87427-****
- CKT. SIZE
- PLATING OPTIONS
 - 2 = NOTE 2.2
 - 8 = NOTE 2.3
- COLOR & PACKAGING
 - 3 = BEIGE, TAPE & REEL PACKED
 - 4 = BEIGE, BULK PACKED
 - 9 = BLACK, BULK PACKED

NOTES

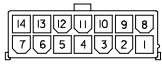
1. MATERIALS:
 - HEADER: NYLON 46, UL94V-0, COLOR SEE LEGEND.
 - PIN: BRASS
2. FINISH- PLATING OF PIN:
 - 2.2 .00254 MIN. MATTE TIN OVER .00127 MIN. NICKEL
 - 2.3 0.00076 MIN. SELECT GOLD AND 0.00254 MIN. SELECT MATTE TIN OVER 0.00127 MIN. NICKEL OVERALL
3. PRODUCT SPECIFICATION: PS-87427-0001.
4. PACKAGING SPECIFICATION :
 - BULK PACK PER PK-87427-004.
 - TAPE & REEL PACK PER PK-87427-009
5. MATES WITH: MINI-FIT JR. RECEPTACLE SERIES 5557.
6. HOUSING STANDOFF (0.70mm REF)
7. THESE PARTS CONFORM TO CLASS "B" REQUIREMENTS OF 'COSMETIC SPECIFICATION PS-45499-002.'
8. THIS DIMENSION IS 4.2 ON 2 CKT PARTS.
9. DISCOLORATION IN THE BANDOLIER CARRIER AREA OF THE PIN IS INHERENT TO THE PLATING PROCESS AND IS DUE TO THE MASKING EFFECT OF THE CARRIER. THIS DISCOLORATION IS IN A NON-FUNCTIONAL AREA OF THE PIN AND WILL NOT AFFECT THE PERFORMANCE OF THE HEADER ASSEMBLY.
10. PARTS ARE NOT DESIGNED FOR CURRENT SHARING.
11. CONNECTORS ARE NOT TO BE MATED AND UNMATED WHILE CIRCUITS ARE LIVE.

RECOMMENDED P.C.B. LAYOUT

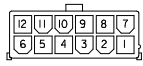


EDIT NOTE 4 E.C. NO: UCP2017-1059 DRWN: SCLAFTER 2016/11/08 CHKD: JIBELL 2016/11/08 APPR: F SMITH 2017/02/06	QUALITY SYMBOLS	GENERAL TOLERANCES (UNLESS SPECIFIED)		DIMENSION STYLE MM ONLY		SCALE 4:1	DESIGN UNITS METRIC	THIRD ANGLE PROJECTION
	▽ F=0	4 PLACES ± --- ± ---	mm INCH	DRAWN BY SAM.C	DATE 960401	TITLE 4.2MM W-T-B VERT. HEADER W/O FLANGES MINI-FIT JR		
	▽ E=0	3 PLACES ± --- ± ---	mm INCH	CHECKED BY	DATE			
	▽ E=0	2 PLACES ± 0.20 ± ---	mm INCH	APPROVED BY F SMITH	DATE 2010/10/04	DOCUMENT NO. SD-87427-***4*		
	1 PLACE ± --- ± ---	mm INCH	MATERIAL NO. SEE CHART		SHEET NO. 1 OF 2			
	0 PLACE ± --- ± ---	mm INCH	ANGULAR ± --- °		THIS DRAWING CONTAINS INFORMATION THAT IS PROPRIETARY TO MOLEX INCORPORATED AND SHOULD NOT BE USED WITHOUT WRITTEN PERMISSION			
			DRAFT WHERE APPLICABLE MUST REMAIN WITHIN DIMENSIONS					

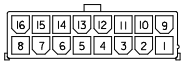
10 9 8 7 6 5 4 3 2 1



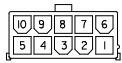
CKT.SIZE 14



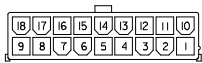
CKT.SIZE 12



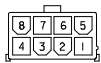
CKT.SIZE 16



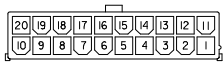
CKT.SIZE 10



CKT.SIZE 18



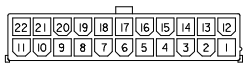
CKT.SIZE 8



CKT.SIZE 20



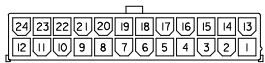
CKT.SIZE 6



CKT.SIZE 22



CKT.SIZE 4



CKT.SIZE 24



CKT.SIZE 2

"#" CONSULT FACTORY FOR AVAILABILITY

BULK PACKED	
PLATING=TIN Δ	
COLOR=BLACK	
# 87427-2492	24
# 87427-2292	22
# 87427-2092	20
# 87427-1892	18
# 87427-1692	16
# 87427-1492	14
# 87427-1292	12
# 87427-1092	10
# 87427-0892	8
# 87427-0692	6
# 87427-0492	4
# 87427-0292	2
ENG. NO.	CKT. SIZE

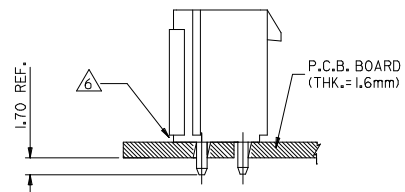
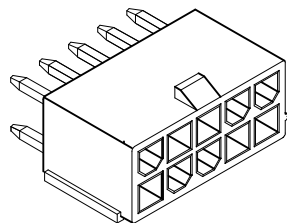
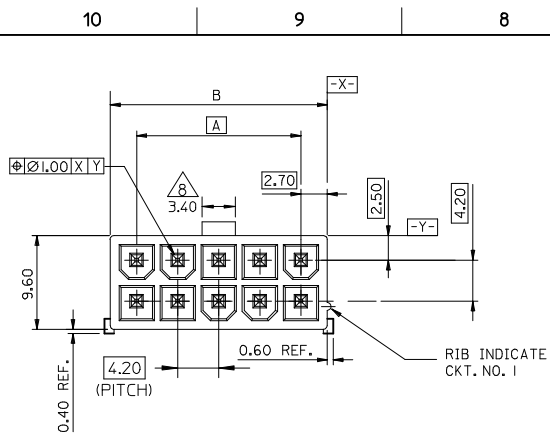
BULK PACKED	
PLATING=GOLD Δ	
COLOR=BEIGE	
87427-2448	24
87427-2248	22
87427-2048	20
87427-1848	18
87427-1648	16
87427-1448	14
87427-1248	12
87427-1048	10
87427-0848	8
87427-0648	6
87427-0448	4
87427-0248	2
ENG. NO.	CKT. SIZE

TAPE & REEL PACKED	
PLATING=TIN Δ	
COLOR=BEIGE	
# 87427-2432	24
# 87427-2232	22
# 87427-2032	20
# 87427-1832	18
# 87427-1632	16
# 87427-1432	14
# 87427-1232	12
# 87427-1032	10
# 87427-0832	8
36633-0010	6
36633-0009	4
36633-0008	2
ENG. NO.	CKT. SIZE

BULK PACKED	
PLATING=TIN Δ	
COLOR=BEIGE	
87427-2442	24
87427-2242	22
87427-2042	20
87427-1842	18
87427-1642	16
87427-1442	14
87427-1242	12
87427-1042	10
87427-0842	8
87427-0642	6
87427-0442	4
87427-0242	2
ENG. NO.	CKT. SIZE

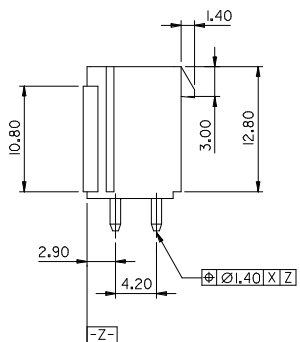
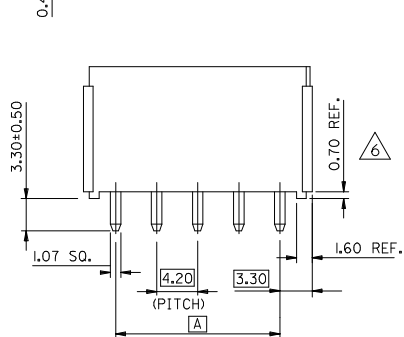
SEE SHEET 1 EC NO: UCP2017-1059 DRW:CSLAFTER 2016/11/08 CHKD:JBELL 2016/11/08 APPR:FSM TH 2017/02/06	QUALITY SYMBOLS	GENERAL TOLERANCES (UNLESS SPECIFIED)	DIMENSION STYLE	SCALE	DESIGN UNITS	THIRD ANGLE PROJECTION	
	$\nabla F=0$	4 PLACES \pm --- \pm ---	MM ONLY	2:1	METRIC		
	$\nabla E=0$	3 PLACES \pm --- \pm ---	DRAWN BY DATE	TITLE			
	$\nabla B=0$	2 PLACES \pm 0.20 \pm ---	SAM.C 960401	4.2MM W-T-B VERT. HEADER W/O FLANGES MINI-FIT JR			
	1 PLACE \pm --- \pm ---	CHECKED BY DATE	DOCUMENT NO.				
	0 PLACE \pm --- \pm ---	APPROVED BY DATE	SD-87427-***4*				
		FSM TH 2010/10/04	SHEET NO.				
		MATERIAL NO.	2 OF 2				
		SEE CHART	THIS DRAWING CONTAINS INFORMATION THAT IS PROPRIETARY TO MOLEX INCORPORATED AND SHOULD NOT BE USED WITHOUT WRITTEN PERMISSION				

9 8 7 6 5 4 3 2 1



RECOMMENDED INSTALLATION PATTERN

	51.60±0.55	46.20	24
	47.40±0.55	42.00	22
	43.20±0.50	37.80	20
	39.00±0.45	33.60	18
	34.80±0.35	29.40	16
	30.60±0.30	25.20	14
	26.40±0.30	21.00	12
	22.20±0.30	16.80	10
	18.00±0.30	12.60	8
	13.80±0.25	8.40	6
	9.60±0.25	4.20	4
	5.40±0.20	--	2
	B	A	CKT. SIZE



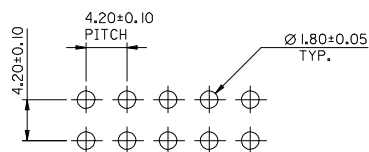
LEGEND

- 36633-**** SEE SHEET 2 FOR CKT SIZE, PKG, PLATING, & HSG COLOR OPTIONS.
- 87427-**** PLATING OPTIONS
- 2 = NOTE 2
- 8 = NOTE 3
- COLOR & PACKAGING
- 3 = BEIGE, TAPE & REEL PACKED
- 4 = BEIGE, BULK PACKED
- 9 = BLACK, BULK PACKED

NOTES

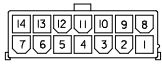
1. MATERIALS:
 - HEADER: NYLON 46, UL94V-0, COLOR SEE LEGEND.
 - PIN: BRASS
2. FINISH- PLATING OF PIN:
 - 2.2 .00254 MIN. MATTE TIN OVER .00127 MIN. NICKEL
 - 2.3 0.00076 MIN. SELECT GOLD AND 0.00254 MIN. SELECT MATTE TIN OVER 0.00127 MIN. NICKEL OVERALL
3. PRODUCT SPECIFICATION: PS-87427-0001. PACKAGING SPECIFICATION : BULK PACK PER PK-87427-004. TAPE & REEL PACK PER PK-87427-009
5. MATES WITH: MINI-FIT JR. RECEPTACLE SERIES 5557.
6. HOUSING STANDOFF (0.70mm REF)
7. THESE PARTS CONFORM TO CLASS "B" REQUIREMENTS OF 'COSMETIC SPECIFICATION PS-45499-002.'
8. THIS DIMENSION IS 4.2 ON 2 CKT PARTS.
9. DISCOLORATION IN THE BANDOLIER CARRIER AREA OF THE PIN IS INHERENT TO THE PLATING PROCESS AND IS DUE TO THE MASKING EFFECT OF THE CARRIER. THIS DISCOLORATION IS IN A NON-FUNCTIONAL AREA OF THE PIN AND WILL NOT AFFECT THE PERFORMANCE OF THE HEADER ASSEMBLY.
10. PARTS ARE NOT DESIGNED FOR CURRENT SHARING.
11. CONNECTORS ARE NOT TO BE MATED AND UNMATED WHILE CIRCUITS ARE LIVE.

RECOMMENDED P.C.B. LAYOUT

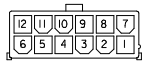


EDIT NOTE 4 E.C. NO: UCP2017-1059 DRWN: SLAFTER 2016/11/08 CHKD: IBELL 2016/11/08 APPR: FSMITH 2017/02/06	QUALITY SYMBOLS	GENERAL TOLERANCES (UNLESS SPECIFIED)		DIMENSION STYLE MM ONLY		SCALE 4:1	DESIGN UNITS METRIC	THIRD ANGLE PROJECTION	
	$\nabla F=0$ $\nabla E=0$ $\nabla F=0$	4 PLACES	± ---	± ---	DRAWN BY SAM.C	DATE 960401	TITLE 4.2MM W-T-B VERT. HEADER W/O FLANGES MINI-FIT JR		
		3 PLACES	± ---	± ---	CHECKED BY	DATE			
		2 PLACES	± 0.20	± ---	APPROVED BY FSMITH		DATE 2010/10/04	molex DOCUMENT NO. SD-87427-***4*	
1 PLACE		± ---	± ---	MATERIAL NO.		SHEET NO. 1 OF 2			
	0 PLACE	± ---	± ---	DRAFT WHERE APPLICABLE MUST REMAIN WITHIN DIMENSIONS		THIS DRAWING CONTAINS INFORMATION THAT IS PROPRIETARY TO MOLEX INCORPORATED AND SHOULD NOT BE USED WITHOUT WRITTEN PERMISSION			

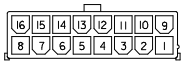
10 9 8 7 6 5 4 3 2 1



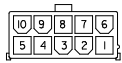
CKT.SIZE 14



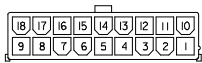
CKT.SIZE 12



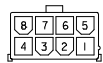
CKT.SIZE 16



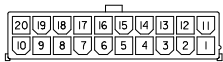
CKT.SIZE 10



CKT.SIZE 18



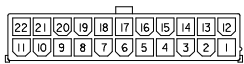
CKT.SIZE 8



CKT.SIZE 20



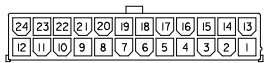
CKT.SIZE 6



CKT.SIZE 22



CKT.SIZE 4



CKT.SIZE 24



CKT.SIZE 2

"#" CONSULT FACTORY FOR AVAILABILITY

BULK PACKED		BULK PACKED		TAPE & REEL PACKED		BULK PACKED		
PLATING=TIN Δ		PLATING=GOLD Δ		PLATING=TIN Δ		PLATING=TIN Δ		
COLOR=BLACK		COLOR=BEIGE		COLOR=BEIGE		COLOR=BEIGE		
#	87427-2492	24	87427-2448	24	#	87427-2432	24	
#	87427-2292	22	87427-2248	22	#	87427-2232	22	
#	87427-2092	20	87427-2048	20	#	87427-2032	20	
#	87427-1892	18	87427-1848	18	#	87427-1832	18	
#	87427-1692	16	87427-1648	16	#	87427-1632	16	
#	87427-1492	14	87427-1448	14	#	87427-1432	14	
#	87427-1292	12	87427-1248	12	#	87427-1232	12	
#	87427-1092	10	87427-1048	10	#	87427-1032	10	
#	87427-0892	8	87427-0848	8	#	87427-0832	8	
#	87427-0692	6	87427-0648	6	#	36633-0010	6	
#	87427-0492	4	87427-0448	4	#	36633-0009	4	
#	87427-0292	2	87427-0248	2	#	36633-0008	2	
ENG. NO.	CKT. SIZE		ENG. NO.	CKT. SIZE	ENG. NO.	CKT. SIZE	ENG. NO.	CKT. SIZE

SEE SHEET 1 EC NO: UCP2017-1059 DRW:CSLAFTER 2016/11/08 CHKD:JBELL 2016/11/08 APPR:FSM TH 2017/02/06	QUALITY SYMBOLS	GENERAL TOLERANCES (UNLESS SPECIFIED)	DIMENSION STYLE	SCALE	DESIGN UNITS	THIRD ANGLE PROJECTION	
	$\nabla F=0$	mm INCH	MM ONLY	2:1	METRIC		
	$\nabla E=0$	4 PLACES ± --- ± ---	DRAWN BY DATE	TITLE 4.2MM W-T-B VERT. HEADER W/O FLANGES MINI-FIT JR			
	$\nabla B=0$	3 PLACES ± --- ± ---	SAM.C 960401				
	2 PLACES ± 0.20 ± ---	CHECKED BY DATE	DOCUMENT NO. SD-87427-***4*				
	1 PLACE ± --- ± ---	APPROVED BY DATE					
	0 PLACE ± --- ± ---	FSM TH 2010/10/04	SHEET NO. 2 OF 2				
	ANGULAR ± ---°	MATERIAL NO.					
	DRAFT WHERE APPLICABLE MUST REMAIN WITHIN DIMENSIONS	SIZE B	SEE CHART THIS DRAWING CONTAINS INFORMATION THAT IS PROPRIETARY TO MOLEX INCORPORATED AND SHOULD NOT BE USED WITHOUT WRITTEN PERMISSION				

9 8 7 6 5 4 3 2 1