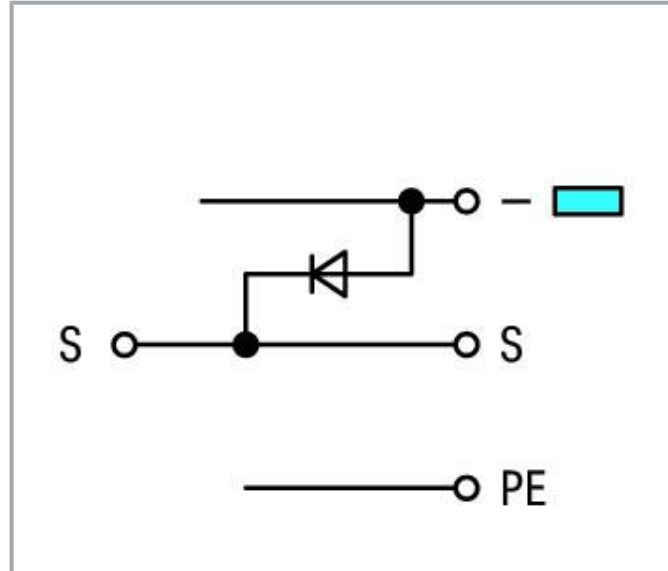



## Data sheet | Item number: 280-572/281-411

3-conductor actuator supply terminal block; with ground contact; with colored conductor entries; 2.5 mm<sup>2</sup>; CAGE CLAMP®; 2,50 mm<sup>2</sup>; gray

[www.wago.com/280-572/281-411](http://www.wago.com/280-572/281-411)



### Data

#### Electrical data

#### Ratings per IEC/EN

|                               |                                                           |
|-------------------------------|-----------------------------------------------------------|
| Nominal voltage (III/3)       | 400 V                                                     |
| Rated impulse voltage (III/3) | 6 kV                                                      |
| Rated current                 | 20 A                                                      |
| Legend (ratings)              | (III / 3) ≙ Overvoltage category III / Pollution degree 3 |

#### Ratings per IEC/EN 2

|                               |       |
|-------------------------------|-------|
| Rated voltage (III/3) 2       | 250 V |
| Rated surge voltage (III/3) 2 | 4 kV  |
| Rated current 2               | 20 A  |

Subject to changes. Please also observe the further product documentation!

WAGO GmbH & Co. KG  
Hansastr. 27  
32423 Minden  
Phone: +49571 887-0 | Fax: +49571 887-169  
Email: [info.de@wago.com](mailto:info.de@wago.com) | Web: [www.wago.com](http://www.wago.com)

Do you have any questions about our products?  
We are always happy to take your call at +49 (571) 887-44222.



## Power loss

|                                                              |                |
|--------------------------------------------------------------|----------------|
| Power loss, per pole (potential)                             | 0.532 W        |
| Rated current $I_N$ for specified power loss                 | 20 A           |
| Resistance value for specified, current-dependent power loss | 0.001 $\Omega$ |

## Connection data

|                            |   |
|----------------------------|---|
| Connection points          | 4 |
| Total number of potentials | 3 |
| Number of levels           | 4 |

## Connection 1

|                                 |                    |
|---------------------------------|--------------------|
| Connection technology           | CAGE CLAMP®        |
| Actuation type                  | Operating tool     |
| Connectable conductor materials | Copper<br>Aluminum |

Connectable conductor materials (note)

### Terminating Aluminum Conductors

WAGO spring clamp terminal blocks are suitable for solid aluminum conductors up to 4 mm<sup>2</sup>/12 AWG if WAGO "Alu-Plus" Contact Paste 249-130 is used for termination.

"Alu-Plus" Contact Paste Advantages:

- Automatically destroys the oxide film during clamping.
- Prevents fresh oxidation at the clamping point.
- Prevents electrolytic corrosion between aluminum and copper conductors (in the same terminal block).
- Provides long-term protection against corrosion.

Subject to changes. Please also observe the further product documentation!



Using terminal blocks with CAGE CLAMP® Spring Pressure Connection Technology, **aluminum conductors must first be cleaned with a blade** and then immediately be inserted into the clamping units filled with "Alu-Plus" Contact Paste.

It is also possible to apply WAGO "Alu-Plus" **additionally** on the whole surface of the aluminum conductor before termination.

Please note that the nominal currents must be adapted to the reduced conductivity of the aluminum conductors::

2.5 mm<sup>2</sup> = 16 A

4 mm<sup>2</sup> = 22 A

|                                |                                              |
|--------------------------------|----------------------------------------------|
| Solid conductor                | 0.08 ... 2.5 mm <sup>2</sup> / 28 ... 12 AWG |
| Fine-stranded conductor        | 0.08 ... 2.5 mm <sup>2</sup> / 28 ... 12 AWG |
| Note (conductor cross-section) | 12 AWG: THHN, THWN                           |
| Strip length                   | 8 ... 9 mm / 0.31 ... 0.35 inches            |
| Wiring direction               | Front-entry wiring                           |

### Physical data

|                                   |                        |
|-----------------------------------|------------------------|
| Width                             | 5 mm / 0.197 inches    |
| Height                            | 90.5 mm / 3.563 inches |
| Depth from upper-edge of DIN-rail | 63.5 mm / 2.5 inches   |

### Mechanical Data

|               |                |
|---------------|----------------|
| Design        | angled         |
| Mounting type | DIN-35 rail    |
| Marking level | Center marking |

### Material Data

|                             |                                                          |
|-----------------------------|----------------------------------------------------------|
| Note (material data)        | Information on material specifications can be found here |
| Color                       | gray                                                     |
| Material group              | I                                                        |
| Insulation material         | Polyamide (PA66)                                         |
| Flammability class per UL94 | V0                                                       |
| Fire load                   | 0.354 MJ                                                 |
| Weight                      | 17.7 g                                                   |

Subject to changes. Please also observe the further product documentation!



## Environmental requirements

|                                  |                 |
|----------------------------------|-----------------|
| Processing temperature           | -35 ... +85 °C  |
| Continuous operating temperature | -60 ... +105 °C |

## Commercial data

|                       |                                  |
|-----------------------|----------------------------------|
| Product Group         | 1 (Rail Mounted Terminal Blocks) |
| eCl@ss 10.0           | 27-14-11-28                      |
| eCl@ss 9.0            | 27-14-11-28                      |
| ETIM 8.0              | EC000900                         |
| ETIM 7.0              | EC000900                         |
| PU (SPU)              | 50 pcs                           |
| Packaging type        | box                              |
| Country of origin     | DE                               |
| GTIN                  | 4045454194598                    |
| Customs tariff number | 85369010000                      |

## Environmental Product Compliance

|                                           |                                                          |
|-------------------------------------------|----------------------------------------------------------|
| CAS-No.                                   | 7439-92-1<br>79-94-7                                     |
| REACH Candidate List Substance            | 2,2',6,6'-tetrabromo-4,4'-isopropylidenediphenol<br>Lead |
| RoHS Compliance Status                    | Compliant,With Exemption                                 |
| RoHS Exemption                            | 6(c)<br>7(a)<br>7(c)-I<br>7(c)-II                        |
| SCIP notification number (Austria)        | a2c1351b-dde0-44b4-b9a2-51a74d18d136                     |
| SCIP notification number (Belgium)        | ee91121f-4814-4e80-a31b-363c64f6d377                     |
| SCIP notification number (Bulgaria)       | e5f84600-b138-4155-9b84-970cb6157097                     |
| SCIP notification number (Czech Republic) | bfd6b14-f373-4e62-a431-7fdb44f7b95a                      |
| SCIP notification number (Denmark)        | f4a2f773-7502-4015-bcc9-2273465b8c0d                     |
| SCIP notification number (Finland)        | b2ea9f35-319b-4df7-87da-b2209790c18d                     |
| SCIP notification number (France)         | b64f7a9b-eb8f-4679-a906-e31543f45fd7                     |
| SCIP notification number (Germany)        | 7fff114a-5140-48d0-965b-c21c5d787475                     |
| SCIP notification number (Hungary)        | ce93cd6d-c650-4beb-bee7-06ab9606a8ba                     |
| SCIP notification number (Italy)          | 95086229-5bfd-4e03-98a6-aa1a67d8ec1d                     |
| SCIP notification number (Netherlands)    | ed63bfdf-deec-4aee-a968-82584f68270d                     |

Subject to changes. Please also observe the further product documentation!



WAGO GmbH & Co. KG  
 Hansastr. 27  
 32423 Minden  
 Phone: +49571 887-0 | Fax: +49571 887-169  
 Email: [info.de@wago.com](mailto:info.de@wago.com) | Web: [www.wago.com](http://www.wago.com)

Do you have any questions about our products?  
 We are always happy to take your call at +49 (571) 887-44222.



|                                    |                                      |
|------------------------------------|--------------------------------------|
| SCIP notification number (Poland)  | 3eb59026-5f54-4373-8f07-7c256691e8b0 |
| SCIP notification number (Romania) | 0c5d6225-4c69-45ad-a76a-797a466ed6ea |
| SCIP notification number (Sweden)  | ff4d05ad-16d8-476b-9130-b5904014ad04 |

## Approvals / Certificates



### General approvals

| Logo                                                                             | Approval                                    | Additional Approval Text | Certificate name |
|----------------------------------------------------------------------------------|---------------------------------------------|--------------------------|------------------|
|  | <b>CCA</b><br>DEKRA Certification B.V.      | EN 60947                 | 2160584.53       |
|  | <b>UR</b><br>Underwriters Laboratories Inc. | UL 1059                  | E45172           |

### Declarations of conformity and manufacturer's declarations

| Logo                                                                               | Approval                                                  | Additional Approval Text | Certificate name |
|------------------------------------------------------------------------------------|-----------------------------------------------------------|--------------------------|------------------|
|   | <b>EU-Declaration of Conformity</b><br>WAGO GmbH & Co. KG | -                        | -                |
|  | <b>UK-Declaration of Conformity</b><br>WAGO GmbH & Co. KG | -                        | -                |

### Approvals for marine applications

| Logo                                                                               | Approval                                                | Additional Approval Text | Certificate name         |
|------------------------------------------------------------------------------------|---------------------------------------------------------|--------------------------|--------------------------|
|  | <b>ABS</b><br>American Bureau of Shipping               | EN 60947                 | 20-<br>HG1941090-<br>PDA |
|  | <b>DNV GL</b><br>Det Norske Veritas, Germanischer Lloyd | -                        | TAE00001V2               |

Subject to changes. Please also observe the further product documentation!

WAGO GmbH & Co. KG  
Hansastr. 27  
32423 Minden  
Phone: +49571 887-0 | Fax: +49571 887-169  
Email: [info.de@wago.com](mailto:info.de@wago.com) | Web: [www.wago.com](http://www.wago.com)

Do you have any questions about our products?  
We are always happy to take your call at +49 (571) 887-44222.

## Required accessories

### End plate

#### End plate


**Item no.: 280-320**

End and intermediate plate; 1 mm thick; for quadruple-deck terminal blocks; gray

[www.wago.com/280-320](http://www.wago.com/280-320)

**Item no.: 280-323**

End and intermediate plate; 1 mm thick; for quadruple-deck terminal blocks; orange

[www.wago.com/280-323](http://www.wago.com/280-323)

## Optional accessories

### Testing and measuring

#### Testing accessories


**Item no.: 209-170**

 Test plug adapter; 8.3 mm wide; for 4 mm Ø test plugs; suitable for 1.5 mm<sup>2</sup> - 10 mm<sup>2</sup> tbs; gray

[www.wago.com/209-170](http://www.wago.com/209-170)

### Carrier rail

#### Mounting accessories


**Item no.: 210-197**

Steel carrier rail; 35 x 15 mm; 1.5 mm thick; 2 m long; slotted; similar to EN 60715; silver-colored

[www.wago.com/210-197](http://www.wago.com/210-197)

**Item no.: 210-198**

Copper carrier rail; 35 x 15 mm; 2.3 mm thick; 2 m long; unslotted; according to EN 60715; copper-colored

[www.wago.com/210-198](http://www.wago.com/210-198)

**Item no.: 210-504**

Steel carrier rail; 35 x 7.5 mm; 1 mm thick; 2 m long; slotted; galvanized; according to EN 60715; silver-colored

[www.wago.com/210-504](http://www.wago.com/210-504)

**Item no.: 210-505**

Steel carrier rail; 35 x 7.5 mm; 1 mm thick; 2 m long; unslotted; galvanized; according to EN 60715; silver-colored

[www.wago.com/210-505](http://www.wago.com/210-505)

**Item no.: 210-506**

Steel carrier rail; 35 x 15 mm; 1.5 mm thick; 2 m long; unslotted; galvanized; similar to EN 60715; silver-colored

[www.wago.com/210-506](http://www.wago.com/210-506)

**Item no.: 210-508**

Steel carrier rail; 35 x 15 mm; 1.5 mm thick; 2 m long; slotted; galvanized; similar to EN 60715; silver-colored

[www.wago.com/210-508](http://www.wago.com/210-508)

**Item no.: 210-113**

Steel carrier rail; 35 x 7.5 mm; 1 mm thick; 2 m long; unslotted; according to EN 60715; silver-colored

[www.wago.com/210-113](http://www.wago.com/210-113)

**Item no.: 210-118**

Steel carrier rail; 35 x 15 mm; 2.3 mm thick; 2 m long; unslotted; according to EN 60715; silver-colored

[www.wago.com/210-118](http://www.wago.com/210-118)

**Item no.: 210-112**

Steel carrier rail; 35 x 7.5 mm; 1 mm thick; 2 m long; slotted; according to EN 60715; "Hole width 25 mm; silver-colored

[www.wago.com/210-112](http://www.wago.com/210-112)

Subject to changes. Please also observe the further product documentation!

WAGO GmbH &amp; Co. KG

Hansastr. 27

32423 Minden

Phone: +49571 887-0 | Fax: +49571 887-169

 Email: [info.de@wago.com](mailto:info.de@wago.com) | Web: [www.wago.com](http://www.wago.com)

Do you have any questions about our products?

We are always happy to take your call at +49 (571) 887-44222.



**Item no.: 210-114**

Steel carrier rail; 35 x 15 mm; 1.5 mm thick; 2 m long; unslotted; similar to EN 60715; silver-colored

[www.wago.com/210-114](http://www.wago.com/210-114)



**Item no.: 210-115**

Steel carrier rail; 35 x 7.5 mm; 1 mm thick; 2 m long; slotted; according to EN 60715; "Hole width 18 mm; silver-colored

[www.wago.com/210-115](http://www.wago.com/210-115)



**Item no.: 210-196**

Aluminum carrier rail; 35 x 8.2 mm; 1.6 mm thick; 2 m long; unslotted; similar to EN 60715; silver-colored

[www.wago.com/210-196](http://www.wago.com/210-196)

**Push-in type wire jumper**

Jumper



**Item no.: 249-123**

Push-in type wire jumper; 0.75 mm<sup>2</sup>; insulated; 180 mm long; black

[www.wago.com/249-123](http://www.wago.com/249-123)



**Item no.: 249-126**

Push-in type wire jumper; 0.75 mm<sup>2</sup>; insulated; 110 mm long; black

[www.wago.com/249-126](http://www.wago.com/249-126)



**Item no.: 249-127**

Push-in type wire jumper; 0.75 mm<sup>2</sup>; insulated; 250 mm long; black

[www.wago.com/249-127](http://www.wago.com/249-127)



**Item no.: 249-125**

Push-in type wire jumper; insulated; 60 mm long; black

[www.wago.com/249-125](http://www.wago.com/249-125)

**Ferrule**

Ferrule



**Item no.: 216-101**

Ferrule; Sleeve for 0.5 mm<sup>2</sup> / AWG 22; uninsulated; electro-tin plated; silver-colored

[www.wago.com/216-101](http://www.wago.com/216-101)



**Item no.: 216-104**

Ferrule; Sleeve for 1.5 mm<sup>2</sup> / AWG 16; uninsulated; electro-tin plated; silver-colored

[www.wago.com/216-104](http://www.wago.com/216-104)



**Item no.: 216-102**

Ferrule; Sleeve for 0.75 mm<sup>2</sup> / AWG 20; uninsulated; electro-tin plated; silver-colored

[www.wago.com/216-102](http://www.wago.com/216-102)



**Item no.: 216-103**

Ferrule; Sleeve for 1 mm<sup>2</sup> / AWG 18; uninsulated; electro-tin plated

[www.wago.com/216-103](http://www.wago.com/216-103)



**Item no.: 216-203**

Ferrule; Sleeve for 1 mm<sup>2</sup> / AWG 18; insulated; electro-tin plated; red

[www.wago.com/216-203](http://www.wago.com/216-203)



**Item no.: 216-202**

Ferrule; Sleeve for 0.75 mm<sup>2</sup> / 18 AWG; insulated; electro-tin plated; gray

[www.wago.com/216-202](http://www.wago.com/216-202)



**Item no.: 216-204**

Ferrule; Sleeve for 1.5 mm<sup>2</sup> / AWG 16; insulated; electro-tin plated; black

[www.wago.com/216-204](http://www.wago.com/216-204)



**Item no.: 216-201**

Ferrule; Sleeve for 0.5 mm<sup>2</sup> / 20 AWG; insulated; electro-tin plated; white

[www.wago.com/216-201](http://www.wago.com/216-201)



**Item no.: 216-301**

Ferrule; Sleeve for 0.25 mm<sup>2</sup> / AWG 24; insulated; electro-tin plated; yellow

[www.wago.com/216-301](http://www.wago.com/216-301)

Subject to changes. Please also observe the further product documentation!

WAGO GmbH & Co. KG

Hansastr. 27

















32423 Minden

Phone: +49571 887-0 | Fax: +49571 887-169

Email: [info.de@wago.com](mailto:info.de@wago.com) | Web: [www.wago.com](http://www.wago.com)



Do you have any questions about our products?

We are always happy to take your call at +49 (571) 887-44222.










|                                                                                    |                                                                                                                               |                                                                |
|------------------------------------------------------------------------------------|-------------------------------------------------------------------------------------------------------------------------------|----------------------------------------------------------------|
|     | <b>Item no.: 216-302</b><br>Ferrule; Sleeve for 0.34 mm <sup>2</sup> / 22 AWG; insulated; electro-tin plated; light turquoise | <a href="http://www.wago.com/216-302">www.wago.com/216-302</a> |
| <b>Jumpers</b>                                                                     |                                                                                                                               |                                                                |
| Jumper                                                                             |                                                                                                                               |                                                                |
|    | <b>Item no.: 210-123</b><br>Wire commoning chain; insulated; blue                                                             | <a href="http://www.wago.com/210-123">www.wago.com/210-123</a> |
|     | <b>Item no.: 280-402</b><br>Jumper; insulated; gray                                                                           | <a href="http://www.wago.com/280-402">www.wago.com/280-402</a> |
|    | <b>Item no.: 210-103</b><br>Wire commoning chain; insulated; black                                                            | <a href="http://www.wago.com/210-103">www.wago.com/210-103</a> |
|     | <b>Item no.: 280-492</b><br>Jumper; 2-way; insulated; gray                                                                    | <a href="http://www.wago.com/280-492">www.wago.com/280-492</a> |
|     | <b>Item no.: 280-482</b><br>Jumper; 2-way; insulated; gray                                                                    | <a href="http://www.wago.com/280-482">www.wago.com/280-482</a> |
|     | <b>Item no.: 280-484</b><br>Jumper; 4-way; insulated; gray                                                                    | <a href="http://www.wago.com/280-484">www.wago.com/280-484</a> |
|    | <b>Item no.: 280-490</b><br>Jumper; 10-way; insulated; gray                                                                   | <a href="http://www.wago.com/280-490">www.wago.com/280-490</a> |
|   | <b>Item no.: 280-485</b><br>Jumper; 5-way; insulated; gray                                                                    | <a href="http://www.wago.com/280-485">www.wago.com/280-485</a> |
|   | <b>Item no.: 280-483</b><br>Jumper; 3-way; insulated; gray                                                                    | <a href="http://www.wago.com/280-483">www.wago.com/280-483</a> |
|  | <b>Item no.: 709-110</b><br>Wire commoning chain; 2.5 mm <sup>2</sup> ; insulated; black                                      | <a href="http://www.wago.com/709-110">www.wago.com/709-110</a> |
|  | <b>Item no.: 709-112</b><br>Wire commoning chain; 2.5 mm <sup>2</sup> ; insulated; black                                      | <a href="http://www.wago.com/709-112">www.wago.com/709-112</a> |
|  | <b>Item no.: 709-111</b><br>Wire commoning chain; 2.5 mm <sup>2</sup> ; insulated; black                                      | <a href="http://www.wago.com/709-111">www.wago.com/709-111</a> |
|   | <b>Item no.: 780-454</b><br>Staggered jumper; from 1 to 4; insulated; gray                                                    | <a href="http://www.wago.com/780-454">www.wago.com/780-454</a> |
|   | <b>Item no.: 780-452</b><br>Staggered jumper; from 1 to 2; insulated; gray                                                    | <a href="http://www.wago.com/780-452">www.wago.com/780-452</a> |
|   | <b>Item no.: 780-453</b><br>Staggered jumper; from 1 to 3; insulated; gray                                                    | <a href="http://www.wago.com/780-453">www.wago.com/780-453</a> |

Subject to changes. Please also observe the further product documentation!



|                                                                                  |                                                                            |                                                                |
|----------------------------------------------------------------------------------|----------------------------------------------------------------------------|----------------------------------------------------------------|
|  | <b>Item no.: 780-457</b><br>Staggered jumper; from 1 to 7; insulated; gray | <a href="http://www.wago.com/780-457">www.wago.com/780-457</a> |
|  | <b>Item no.: 780-456</b><br>Staggered jumper; from 1 to 6; insulated; gray | <a href="http://www.wago.com/780-456">www.wago.com/780-456</a> |
|  | <b>Item no.: 780-455</b><br>Staggered jumper; from 1 to 5; insulated; gray | <a href="http://www.wago.com/780-455">www.wago.com/780-455</a> |
|  | <b>Item no.: 780-458</b><br>Staggered jumper; from 1 to 8; insulated; gray | <a href="http://www.wago.com/780-458">www.wago.com/780-458</a> |

**Marking accessories**

| Marker                                                                              |                                                                                                                                                                |                                                                                  |
|-------------------------------------------------------------------------------------|----------------------------------------------------------------------------------------------------------------------------------------------------------------|----------------------------------------------------------------------------------|
|    | <b>Item no.: 2009-115/000-002</b><br>WMB-Inline; for Smart Printer; 1500 pieces on roll; stretchable 5 - 5.2 mm; plain; snap-on type; yellow                   | <a href="http://www.wago.com/2009-115/000-002">www.wago.com/2009-115/000-002</a> |
|    | <b>Item no.: 2009-115/000-007</b><br>WMB-Inline; for Smart Printer; 1500 pieces on roll; stretchable 5 - 5.2 mm; plain; snap-on type; gray                     | <a href="http://www.wago.com/2009-115/000-007">www.wago.com/2009-115/000-007</a> |
|    | <b>Item no.: 2009-115/000-017</b><br>WMB-Inline; for Smart Printer; 1500 pieces on roll; stretchable 5 - 5.2 mm; plain; snap-on type; light green              | <a href="http://www.wago.com/2009-115/000-017">www.wago.com/2009-115/000-017</a> |
|   | <b>Item no.: 2009-115/000-023</b><br>WMB-Inline; for Smart Printer; 1500 pieces on roll; stretchable 5 - 5.2 mm; plain; snap-on type; green                    | <a href="http://www.wago.com/2009-115/000-023">www.wago.com/2009-115/000-023</a> |
|  | <b>Item no.: 2009-115/000-024</b><br>WMB-Inline; for Smart Printer; 1500 pieces on roll; stretchable 5 - 5.2 mm; plain; snap-on type; violet                   | <a href="http://www.wago.com/2009-115/000-024">www.wago.com/2009-115/000-024</a> |
|  | <b>Item no.: 2009-115</b><br>WMB-Inline; for Smart Printer; 1500 pieces on roll; stretchable 5 - 5.2 mm; plain; snap-on type; white                            | <a href="http://www.wago.com/2009-115">www.wago.com/2009-115</a>                 |
|   | <b>Item no.: 793-5501/000-007</b><br>WMB marking card; as card; for terminal block width 5 - 17.5 mm; stretchable 5 - 5.2 mm; plain; snap-on type; gray        | <a href="http://www.wago.com/793-5501/000-007">www.wago.com/793-5501/000-007</a> |
|   | <b>Item no.: 793-5501/000-012</b><br>WMB marking card; as card; for terminal block width 5 - 17.5 mm; stretchable 5 - 5.2 mm; plain; snap-on type; orange      | <a href="http://www.wago.com/793-5501/000-012">www.wago.com/793-5501/000-012</a> |
|   | <b>Item no.: 793-5501/000-017</b><br>WMB marking card; as card; for terminal block width 5 - 17.5 mm; stretchable 5 - 5.2 mm; plain; snap-on type; light green | <a href="http://www.wago.com/793-5501/000-017">www.wago.com/793-5501/000-017</a> |

Subject to changes. Please also observe the further product documentation!



**Item no.:** 793-5501/000-023

WMB marking card; as card; for terminal block width 5 - 17.5 mm; stretchable 5 - 5.2 mm; plain; snap-on type; green

[www.wago.com/793-5501/000-023](http://www.wago.com/793-5501/000-023)



**Item no.:** 793-5501/000-024

WMB marking card; as card; for terminal block width 5 - 17.5 mm; stretchable 5 - 5.2 mm; plain; snap-on type; violet

[www.wago.com/793-5501/000-024](http://www.wago.com/793-5501/000-024)



**Item no.:** 793-501/000-002

WMB marking card; as card; not stretchable; plain; snap-on type; yellow

[www.wago.com/793-501/000-002](http://www.wago.com/793-501/000-002)



**Item no.:** 793-501/000-007

WMB marking card; as card; not stretchable; plain; snap-on type; gray

[www.wago.com/793-501/000-007](http://www.wago.com/793-501/000-007)



**Item no.:** 793-501/000-017

WMB marking card; as card; not stretchable; plain; snap-on type; light green


[www.wago.com/793-501/000-017](http://www.wago.com/793-501/000-017)



**Item no.:** 793-501/000-012

WMB marking card; as card; not stretchable; plain; snap-on type; orange


[www.wago.com/793-501/000-012](http://www.wago.com/793-501/000-012)



**Item no.:** 793-501/000-023

WMB marking card; as card; not stretchable; plain; snap-on type; green

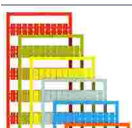
[www.wago.com/793-501/000-023](http://www.wago.com/793-501/000-023)



**Item no.:** 793-501/000-006

WMB marking card; as card; not stretchable; plain; snap-on type; blue

[www.wago.com/793-501/000-006](http://www.wago.com/793-501/000-006)



**Item no.:** 793-501/000-005

WMB marking card; as card; not stretchable; plain; snap-on type; red

[www.wago.com/793-501/000-005](http://www.wago.com/793-501/000-005)



**Item no.:** 793-501

WMB marking card; as card; not stretchable; plain; snap-on type; white

[www.wago.com/793-501](http://www.wago.com/793-501)



**Item no.:** 793-501/000-024

WMB marking card; as card; not stretchable; plain; snap-on type; violet

[www.wago.com/793-501/000-024](http://www.wago.com/793-501/000-024)

Subject to changes. Please also observe the further product documentation!

WAGO GmbH & Co. KG

Hansastr. 27

32423 Minden

Phone: +49571 887-0 | Fax: +49571 887-169

Email: [info.de@wago.com](mailto:info.de@wago.com) | Web: [www.wago.com](http://www.wago.com)

Do you have any questions about our products?

We are always happy to take your call at +49 (571) 887-44222.



**Item no.:** 793-5501/000-005

WMB marking card; as card; for terminal block width 5 - 17.5 mm; stretchable 5 - 5.2 mm; plain; snap-on type; red [www.wago.com/793-5501/000-005](http://www.wago.com/793-5501/000-005)



**Item no.:** 793-5501/000-002

WMB marking card; as card; for terminal block width 5 - 17.5 mm; stretchable 5 - 5.2 mm; plain; snap-on type; yellow [www.wago.com/793-5501/000-002](http://www.wago.com/793-5501/000-002)



**Item no.:** 793-5501/000-006

WMB marking card; as card; for terminal block width 5 - 17.5 mm; stretchable 5 - 5.2 mm; plain; snap-on type; blue [www.wago.com/793-5501/000-006](http://www.wago.com/793-5501/000-006)



**Item no.:** 793-5501

WMB marking card; as card; for terminal block width 5 - 17.5 mm; stretchable 5 - 5.2 mm; plain; snap-on type; white [www.wago.com/793-5501](http://www.wago.com/793-5501)



**Item no.:** 2009-115/000-012

WMB-Inline; for Smart Printer; 1500 pieces on roll; stretchable 5 - 5.2 mm; plain; snap-on type; orange [www.wago.com/2009-115/000-012](http://www.wago.com/2009-115/000-012)



**Item no.:** 2009-115/000-006

WMB-Inline; for Smart Printer; 1500 pieces on roll; stretchable 5 - 5.2 mm; plain; snap-on type; blue [www.wago.com/2009-115/000-006](http://www.wago.com/2009-115/000-006)

## Insulation stop

Insulation stop



**Item no.:** 280-472

Insulation stop; 0.75 - 1 mm<sup>2</sup>; 5 pieces/strip; black [www.wago.com/280-472](http://www.wago.com/280-472)



**Item no.:** 280-470

Insulation stop; 0.08 - 0.2 mm<sup>2</sup> "s" (0.14 mm<sup>2</sup> "f-st"); 5 pieces/strip; white [www.wago.com/280-470](http://www.wago.com/280-470)



**Item no.:** 280-471

Insulation stop; 0.25 - 0.5 mm<sup>2</sup>; 5 pieces/strip; light gray [www.wago.com/280-471](http://www.wago.com/280-471)

## Mounting

Cover carrier



**Item no.:** 709-168

Cover carrier; Type 2; incl. fixing/retaining screws and knurled nut; suitable for 283 to 285 Series rail-mounted terminal blocks; suitable for 279 to 281 Series double- and triple-deck terminal blocks; suitable for 780 to 785, 775, 776 and 777 Series TOPJOB® rail-mounted terminal blocks; suitable for 280 Series sensor and actuator terminal blocks; suitable for 282 Series disconnect/test terminal blocks for transformer circuits; gray [www.wago.com/709-168](http://www.wago.com/709-168)

Cover



**Item no.:** 709-154

Cover; Type 2; suitable for cover carrier, type 2; 1 m long; transparent [www.wago.com/709-154](http://www.wago.com/709-154)

Subject to changes. Please also observe the further product documentation!

Mounting accessories



**Item no.: 249-116**  
Screwless end stop; 6 mm wide; for DIN-rail 35 x 15 and 35 x 7.5; gray

[www.wago.com/249-116](http://www.wago.com/249-116)

Protective warning marker

Cover



**Item no.: 280-415**  
Protective warning marker; for 5 terminal blocks; with high-voltage symbol, black; yellow

[www.wago.com/280-415](http://www.wago.com/280-415)

Tool

Operating tool



**Item no.: 210-657**  
Operating tool; Blade: 3.5 x 0.5 mm; with a partially insulated shaft; short; multicoloured

[www.wago.com/210-657](http://www.wago.com/210-657)



**Item no.: 210-658**  
Operating tool; Blade: 3.5 x 0.5 mm; with a partially insulated shaft; angled; short; multicoloured

[www.wago.com/210-658](http://www.wago.com/210-658)



**Item no.: 210-720**  
Operating tool; Blade: 3.5 x 0.5 mm; with a partially insulated shaft; multicoloured

[www.wago.com/210-720](http://www.wago.com/210-720)

Downloads

Documentation

Bid Text

|                                |             |                |          |
|--------------------------------|-------------|----------------|----------|
| 280-572/281-411<br>X81 - Datei | 2019 Feb 19 | xml<br>3.5 kB  | Download |
| 280-572/281-411<br>doc - Datei | 2017 Mar 30 | doc<br>25.6 kB | Download |

Additional Information

|                                             |  |               |          |
|---------------------------------------------|--|---------------|----------|
| Technical Section<br>Technical explanations |  | pdf<br>2.2 MB | Download |
|---------------------------------------------|--|---------------|----------|

CAD/CAE-Data

CAE data

|                                   |  |     |          |
|-----------------------------------|--|-----|----------|
| EPLAN Data Portal 280-572/281-411 |  | URL | Download |
|-----------------------------------|--|-----|----------|

Subject to changes. Please also observe the further product documentation!

WSCAD Universe 280-572/281-411

[URL](#)

[Download](#)

EPLAN Data Portal 280-572/281-411

[URL](#)

[Download](#)

WSCAD Universe 280-572/281-411

[URL](#)

[Download](#)

## Environmental Product Compliance

### Compliance Search

Environmental Product Compliance 280-572/281-411


[URL](#)

[Download](#)

3-conductor actuator supply terminal block; with ground contact; with colored conductor entries; 2.5 mm<sup>2</sup>; CAGE CLAMP®; 2,50 mm<sup>2</sup>; gray


## Installation Notes

### Installation



Snapping a terminal block onto the DIN-rail.

Terminal blocks with a grounding foot automatically establish a direct contact to the rail.



Removing the terminal block from DIN-rail.

Notice: Remove jumper contacts first!

### Conductor termination

Subject to changes. Please also observe the further product documentation!

WAGO GmbH & Co. KG

Hansastr. 27


32423 Minden

Phone: +49571 887-0 | Fax: +49571 887-169

Email: [info.de@wago.com](mailto:info.de@wago.com) | Web: [www.wago.com](http://www.wago.com)


Do you have any questions about our products?

We are always happy to take your call at +49 (571) 887-44222.



**CAGE CLAMP® connection**


Inserting a conductor via straight operating tool (210-720).



**CAGE CLAMP® connection**

Inserting a conductor via angled operating tool (210-658).

**Commoning**




Commoning using an adjacent jumper (280-402).


Push jumper down until fully inserted.

**Testing**

Subject to changes. Please also observe the further product documentation!

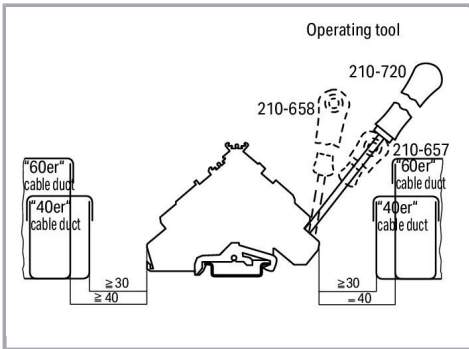


Testing via banana plug and test plug adapter (209-170).




Testing via voltage tester directly on the current bar.

### Installation



Min. mounting distance – terminal blocks to cable duct

### Marking



Labeling via WMB Multi Marking System.

Subject to changes. Please also observe the further product documentation!