

SAW Filter 942.50MHz

Model: TA942FG

Part No: MA06344

REV. NO.: 1

A. MAXIMUM RATING:

1. Input Power Level: 10 dBm
2. DC voltage: 0 V
3. Operating Temperature: -30°C to +85°C
4. Storage Temperature: -40°C to +85°C

B. ELECTRICAL CHARACTERISTICS:

Item	Min.	Typ.	Max.
Center frequency Fc (dB)	-	942.5	-
Insertion loss (925~960 MHz) IL (dB)	-	2.6	3.5
Amplitude ripple (925~960 MHz) (dB)	-	1.3	1.9
Attenuation (Reference level from 0 dB)			
D.C. ~ 100 MHz (dB)	30.0	33.0	-
100 ~ 700 MHz (dB)	23.0	27.5	-
700 ~ 800 MHz (dB)	25.0	28.0	-
800 ~ 890 MHz (dB)	28.0	30.5	-
890 ~ 905 MHz (dB)	35.0	41.0	-
905 ~ 915 MHz (dB)	7.0	22.0	-
980 ~ 1000 MHz (dB)	20.0	33.0	-
1000 ~ 1200 MHz (dB)	30.0	32.0	-
1200 ~ 1550 MHz (dB)	30.0	33.0	-
1550 ~ 1950 MHz (dB)	25.0	33.0	-
1950 ~ 2800 MHz (dB)	20.0	25.0	-
2800 ~ 3000 MHz (dB)	15.0	23.0	-
VSWR (925~960 MHz)	-	2.3	2.8
Source impedance Zs (Ω)	-	50	-
Load impedance ZL (Ω)	-	50	-

Note1. The standard definitions is in JIS C 6703

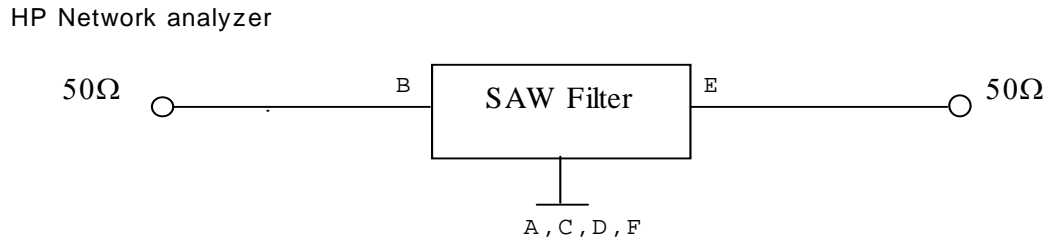
SAW Filter 942.50MHz

Model: TA942FG

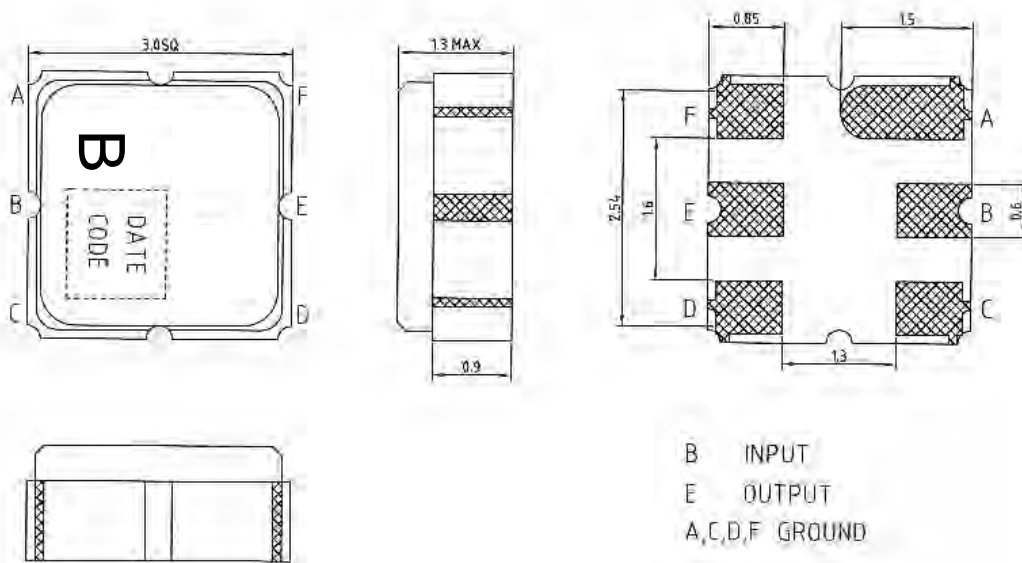
Part No: MA06344

REV. NO.: 1

C. MEASUREMENT CIRCUIT:



D. OUTLINE DRAWING:



SAW Filter 942.50MHz

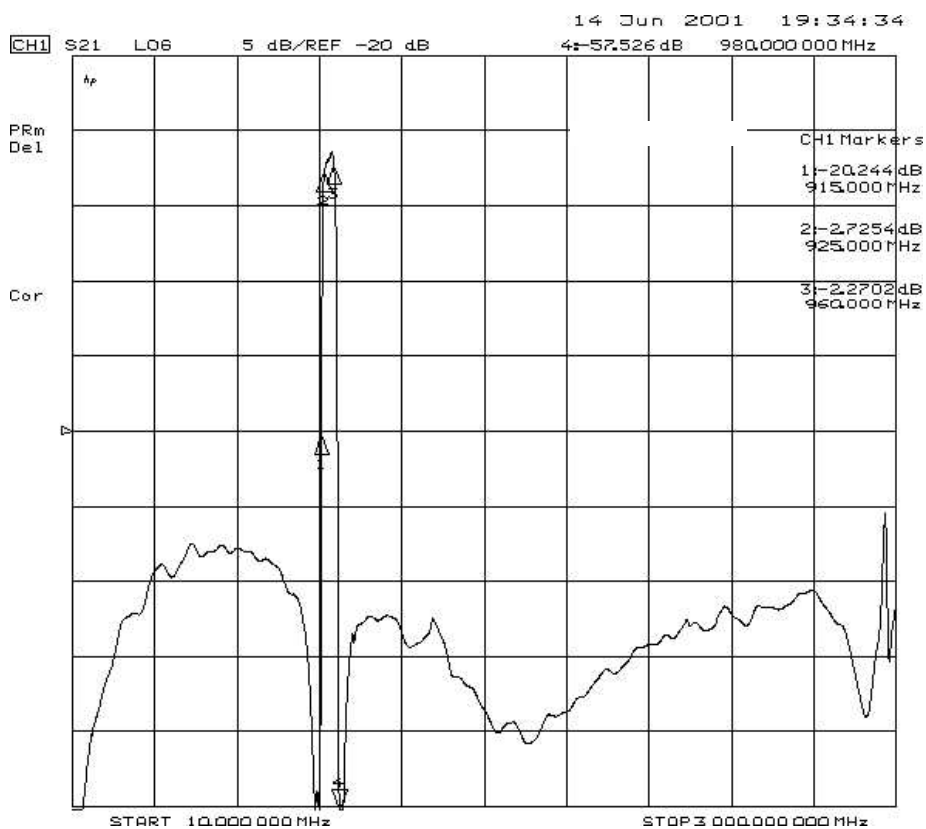
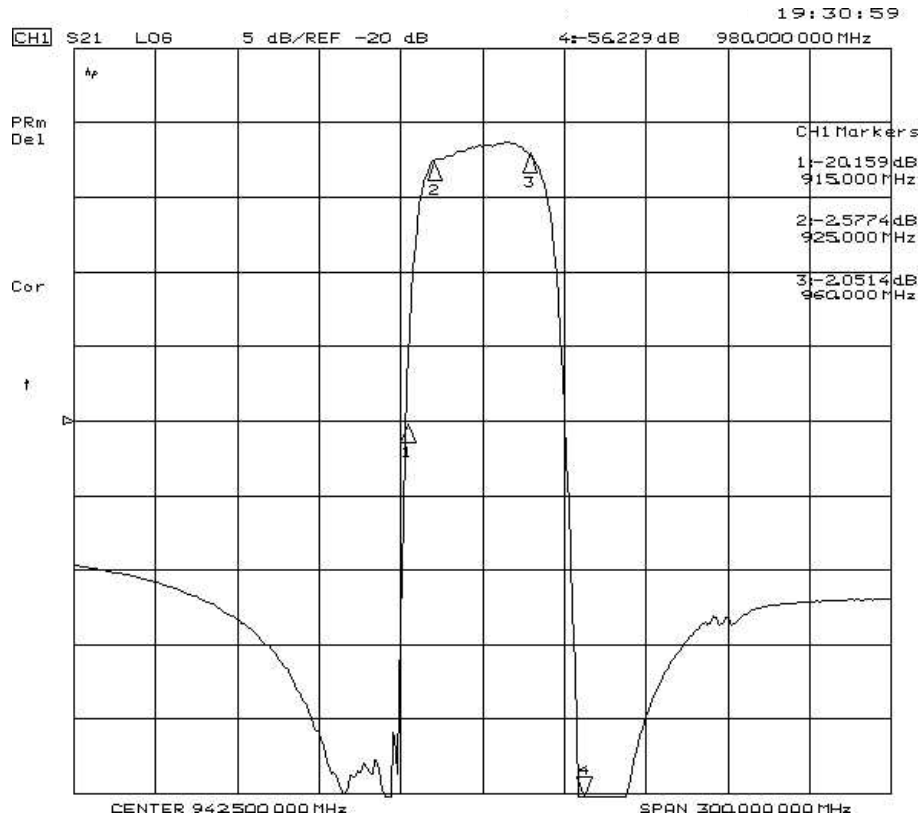
Model: TA942FG

Part No: MA06344

REV. NO.: 1

E. FREQUENCY CHARACTERISTICS:

Transfer function

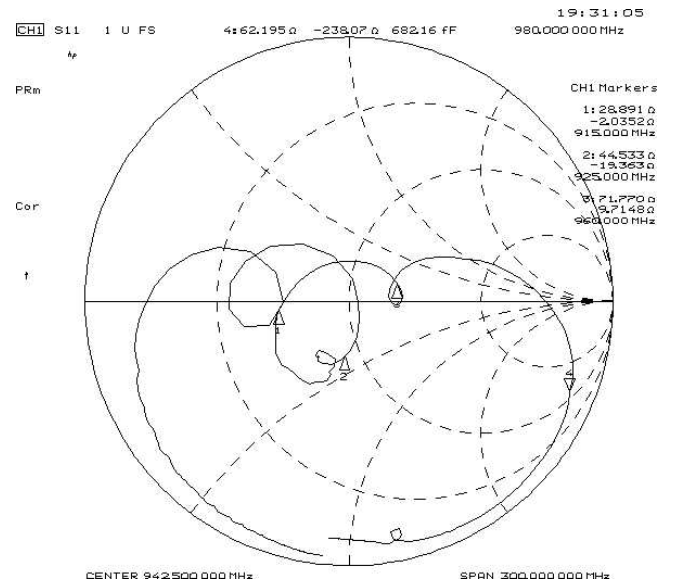
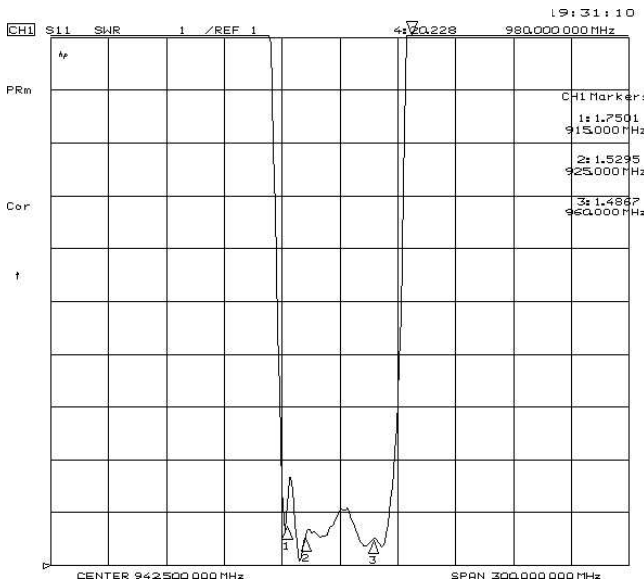


SAW Filter 942.50MHz
Part No: MA06344

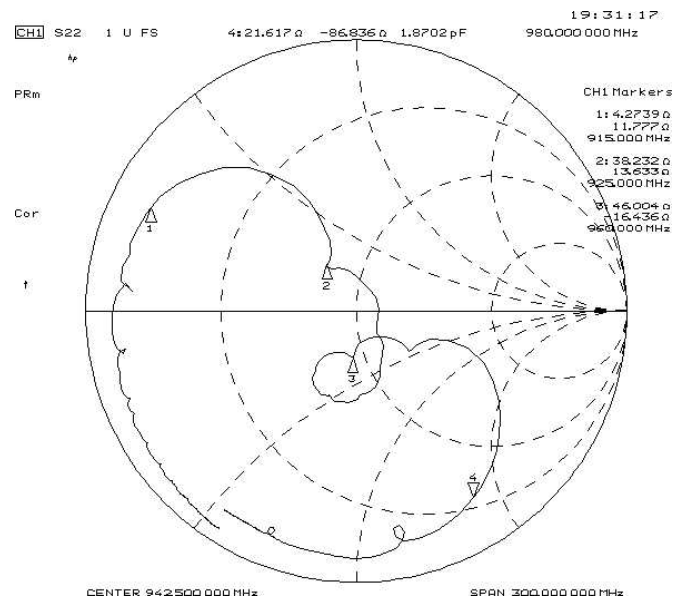
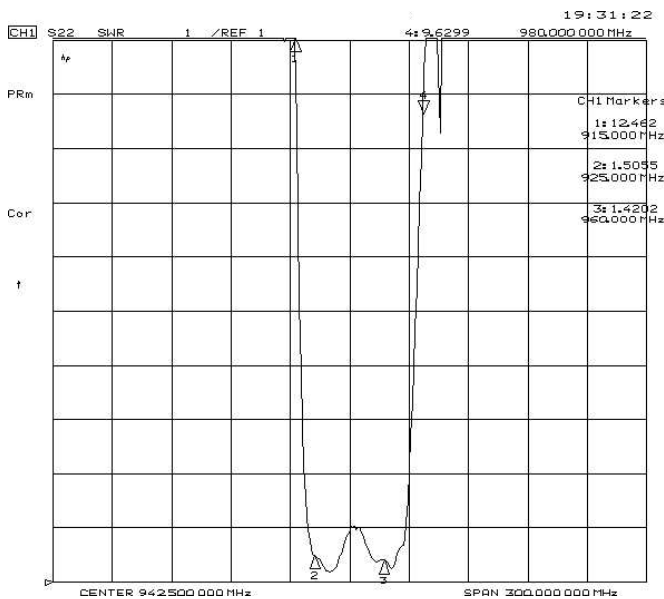
Model: TA942FG
REV. NO.: 1

Reflections Function:

S11 VSWR



S22 VSWR



SAW Filter 942.50MHz

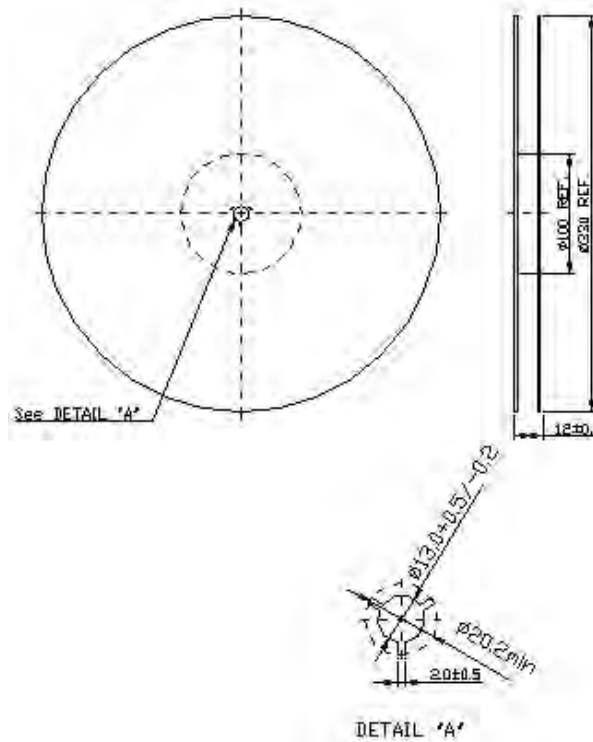
Model: TA942FG

Part No: MA06344

REV. NO.: 1

F. PACKING:

1. REEL DIMENSION



2. TAPE DIMENSION

