


Data sheet | Item number: 769-111/022-000

1-conductor female connector, angled; CAGE CLAMP®; 4 mm²; Pin spacing 5 mm; 11-pole; coding finger; 4,00 mm²; gray

www.wago.com/769-111/022-000



Data

Notes

Safety information

According to EN 61984, pluggable connectors without current interrupting capacity must not be mated or unmated when live or under load.

Electrical data

Ratings per IEC/EN

| Ratings per | IEC/EN 61984 |
|-------------------------------|--------------|
| Nominal voltage (III/3) | 500 V |
| Rated impulse voltage (III/3) | 6 kV |
| Rated current | 32 A |

Subject to changes. Please also observe the further product documentation!

WAGO GmbH & Co. KG
Hansastr. 27
32423 Minden
Phone: +49571 887-0 | Fax: +49571 887-169
Email: info.de@wago.com | Web: www.wago.com

Do you have any questions about our products?
We are always happy to take your call at +49 (571) 887-44222.

Legend (ratings)

(III / 3) ≙ Overvoltage category III / Pollution degree 3

Connection data

| | |
|----------------------------|----|
| Connection points | 11 |
| Total number of potentials | 11 |

Connection 1

| | |
|---|--|
| Connection technology | CAGE CLAMP® |
| Actuation type | Operating tool |
| Connectable conductor materials | Copper |
| Nominal cross-section | 4 mm ² / 12 AWG |
| Solid conductor | 0.08 ... 4 mm ² / 28 ... 12 AWG |
| Fine-stranded conductor | 0.08 ... 4 mm ² / 28 ... 12 AWG |
| Strip length | 8 ... 9 mm / 0.31 ... 0.35 inches |
| Pole number | 11 |
| Wiring direction | Front-entry wiring |
| Conductor entry direction to mating direction | 45 ° |

Physical data

| | |
|--------------|------------------------|
| Width | 55 mm / 2.165 inches |
| Height | 37.1 mm / 1.461 inches |
| Depth | 26.5 mm / 1.043 inches |
| Module width | 5 mm / 0.197 inches |

Mechanical Data

| | |
|--|--------------|
| Variable coding | Yes |
| Direct ground contact to DIN-rail/drilled hole/housing | No |
| Marking level | Side marking |
| Anti-rotation protection | Yes |

Plug-in connection

| | |
|--------------------------------------|-------------------------|
| Contact type (pluggable connector) | Female connector/socket |
| Connector (connection type) | for conductor |
| Mismating protection | No |
| Plugging without loss of pin spacing | Yes |

Subject to changes. Please also observe the further product documentation!



Material Data

Note (material data)

Information on material specifications can be found here

| | |
|-----------------------------|------------------|
| Color | gray |
| Material group | I |
| Insulation material | Polyamide (PA66) |
| Flammability class per UL94 | V0 |
| Fire load | 0.626 MJ |
| Halogen-free | Yes |
| Weight | 26.6 g |

Environmental requirements

| | |
|----------------------------------|-----------------|
| Processing temperature | -35 ... +85 °C |
| Continuous operating temperature | -60 ... +105 °C |

Commercial data

| | |
|-----------------------|-------------------|
| Product Group | 18 (X-COM-System) |
| eCl@ss 10.0 | 27-14-11-06 |
| eCl@ss 9.0 | 27-14-11-06 |
| ETIM 8.0 | EC001284 |
| ETIM 7.0 | EC001284 |
| PU (SPU) | 20 pcs |
| Packaging type | box |
| Country of origin | DE |
| GTIN | 4044918547703 |
| Customs tariff number | 85366990990 |

Environmental Product Compliance

| | |
|------------------------|-------------------------|
| RoHS Compliance Status | Compliant, No Exemption |
|------------------------|-------------------------|

Approvals / Certificates

General approvals



| Logo | Approval | Additional Approval Text | Certificate name |
|------|--|--------------------------|------------------|
| | CCA DEKRA Certification B.V. | EN 60947 | NTR NL- 7626 |

Subject to changes. Please also observe the further product documentation!

CCA

| | | | |
|--|---------------------------------------|---------------|-----------------|
|  | CCA DEKRA Certification B.V. | EN 61984 | 2190419.02 |
| | CCA DEKRA Certification B.V. | IEC 61984 | NL-47799 /A1 |
|  | CSA DEKRA Certification B.V. | C22.2 No. 158 | 1101144 |
|  | KEMA/KEUR DEKRA Certification B.V. | EN 60947 | 2190419.01 |
|  | UL Underwriters Laboratories Inc. | UL 1977 | E 45171 |
|  | UR Underwriters Laboratories Inc. | UL 1059 | E45172 |

Declarations of conformity and manufacturer's declarations

| Logo | Approval | Additional Approval Text | Certificate name |
|--|--|--------------------------|------------------|
|  | EU-Declaration of Conformity WAGO GmbH & Co. KG | - | - |
|  | UK-Declaration of Conformity WAGO GmbH & Co. KG | - | - |

Approvals for marine applications

| Logo | Approval | Additional Approval Text | Certificate name |
|------|------------------------------------|--------------------------|-------------------|
| | ABS American Bureau of Shipping | EN 60947 | 20- HG1941090- |

Subject to changes. Please also observe the further product documentation!



Optional accessories

Protective warning marker

Cover

**Item no.: 280-415**

Protective warning marker; for 5 terminal blocks; with high-voltage symbol, black; yellow


www.wago.com/280-415

Strain relief

Strain relief

**Item no.: 769-1611**

Strain relief housing; for female and male connectors; 2 parts; Pin spacing 5 mm; 11-pole; gray

www.wago.com/769-1611**Item no.: 769-414**

Strain relief plate; for female and male connectors; 1 part; Pin spacing 5 mm; 10- to 15-pole; gray

www.wago.com/769-414

Ferrule

Ferrule

| | | |
|---|--|--|
|  | Item no.: 216-101 Ferrule; Sleeve for 0.5 mm ² / AWG 22; uninsulated; electro-tin plated; silver-colored | www.wago.com/216-101 |
|  | Item no.: 216-104 Ferrule; Sleeve for 1.5 mm ² / AWG 16; uninsulated; electro-tin plated; silver-colored | www.wago.com/216-104 |
|  | Item no.: 216-102 Ferrule; Sleeve for 0.75 mm ² / AWG 20; uninsulated; electro-tin plated; silver-colored | www.wago.com/216-102 |
|  | Item no.: 216-103 Ferrule; Sleeve for 1 mm ² / AWG 18; uninsulated; electro-tin plated | www.wago.com/216-103 |
|  | Item no.: 216-203 Ferrule; Sleeve for 1 mm ² / AWG 18; insulated; electro-tin plated; red | www.wago.com/216-203 |
|  | Item no.: 216-206 Ferrule; Sleeve for 2.5 mm ² / AWG 14; insulated; electro-tin plated; blue | www.wago.com/216-206 |
|  | Item no.: 216-202 Ferrule; Sleeve for 0.75 mm ² / 18 AWG; insulated; electro-tin plated; gray | www.wago.com/216-202 |
|  | Item no.: 216-204 Ferrule; Sleeve for 1.5 mm ² / AWG 16; insulated; electro-tin plated; black | www.wago.com/216-204 |
|  | Item no.: 216-201 Ferrule; Sleeve for 0.5 mm ² / 20 AWG; insulated; electro-tin plated; white | www.wago.com/216-201 |

Subject to changes. Please also observe the further product documentation!

WAGO GmbH & Co. KG

Hansastr. 27


32423 Minden


Phone: +49571 887-0 | Fax: +49571 887-169

Email: info.de@wago.com | Web: www.wago.com

Do you have any questions about our products?


We are always happy to take your call at +49 (571) 887-44222.

| | | |
|---|--|--|
|  | Item no.: 216-301 Ferrule; Sleeve for 0.25 mm ² / AWG 24; insulated; electro-tin plated; yellow | www.wago.com/216-301 |
|---|--|--|

| | | |
|---|---|--|
|  | Item no.: 216-302 Ferrule; Sleeve for 0.34 mm ² / 22 AWG; insulated; electro-tin plated; light turquoise | www.wago.com/216-302 |
|---|---|--|

Insulation stop

| | | |
|-----------------|--|--|
| Insulation stop | | |
|-----------------|--|--|


| | | |
|--|--|--|
|  | Item no.: 769-470 Insulation stop; 0.08 - 0.2 mm ² "s" (0.14 mm ² "f-st"); 5 pieces/strip; white | www.wago.com/769-470 |
|--|--|--|

| | | |
|--|--|--|
|  | Item no.: 769-471 Insulation stop; 0.25 - 0.5 mm ² ; 5 pieces/strip; light gray | www.wago.com/769-471 |
|--|--|--|

| | | |
|--|---|--|
|  | Item no.: 769-472 Insulation stop; 0.75 - 1 mm ² ; 5 pieces/strip; dark gray | www.wago.com/769-472 |
|--|---|--|

Marking accessories


| | | |
|--------|--|--|
| Marker | | |
|--------|--|--|

| | | |
|--|--|--|
|  | Item no.: 2009-145 Mini-WSB Inline; for Smart Printer; 1700 pieces on roll; stretchable 5 - 5.2 mm; plain; snap-on type; white | www.wago.com/2009-145 |
|--|--|--|

| | | |
|---|---|--|
|  | Item no.: 248-501 Mini-WSB marking card; as card; not stretchable; plain; snap-on type; white | www.wago.com/248-501 |
|---|---|--|

Tool

| | | |
|----------------|--|--|
| Operating tool | | |
|----------------|--|--|

| | | |
|--|--|--|
|  | Item no.: 769-434 Operating tool; made of insulating material; 1-way; loose; white | www.wago.com/769-434 |
|--|--|--|

Testing and measuring

| | | |
|---------------------|--|--|
| Testing accessories | | |
|---------------------|--|--|

| | | |
|--|---|--|
|  | Item no.: 210-136 Test plug; 2 mm Ø; with 500 mm cable; red | www.wago.com/210-136 |
|--|---|--|

Downloads

Documentation

Bid Text

| | | | |
|-----------------|-------------|--------|----------|
| 769-111/022-000 | 2019 Feb 19 | xml | Download |
| X81 - Datei | | 3.2 kB | |

Subject to changes. Please also observe the further product documentation!



| | | | |
|--------------------------------|------------|----------------|----------|
| 769-111/022-000 doc - Datei | 2017 Oct 4 | doc 26.6 kB | Download |
|--------------------------------|------------|----------------|----------|

Additional Information

| | | | |
|---|--|---------------|----------|
| Technical Section Technical explanations | | pdf 2.2 MB | Download |
|---|--|---------------|----------|

CAD/CAE-Data

CAD data

| | | | |
|------------------------------|--|-----|----------|
| 2D/3D Models 769-111/022-000 | | URL | Download |
|------------------------------|--|-----|----------|

CAE data

| | | | |
|-----------------------------------|--|-----|----------|
| EPLAN Data Portal 769-111/022-000 | | URL | Download |
|-----------------------------------|--|-----|----------|

| | | | |
|--------------------------------|--|-----|----------|
| WSCAD Universe 769-111/022-000 | | URL | Download |
|--------------------------------|--|-----|----------|

| | | | |
|------------------------------|--|-----|----------|
| ZUKEN Portal 769-111/022-000 | | URL | Download |
|------------------------------|--|-----|----------|

| | | | |
|--------------------------------|--|-----|----------|
| WSCAD Universe 769-111/022-000 | | URL | Download |
|--------------------------------|--|-----|----------|

| | | | |
|-----------------------------------|--|-----|----------|
| EPLAN Data Portal 769-111/022-000 | | URL | Download |
|-----------------------------------|--|-----|----------|

Environmental Product Compliance

Compliance Search

| | | | |
|--|--|-----|----------|
| Environmental Product Compliance 769-111/022-000 | | URL | Download |
|--|--|-----|----------|

1-conductor female connector, angled; CAGE CLAMP®; 4 mm²; Pin spacing 5 mm; 11-pole; coding finger; 4,00 mm²; gray

Installation Notes


Coding

Subject to changes. Please also observe the further product documentation!




Coding a female plug by removing coding finger(s) via cutting tool. Do not remove the first and last coding fingers or use an additional locking lever.

Locking system



Locking/releasing a lever.

Marking



Labeling a female plug with CAGE CLAMP® connection via Mini-WSB Quick Markers.

Subject to changes. Please also observe the further product documentation!



Product family

X-COM

[Show all products from the family](#)

Subject to changes. Please also observe the further product documentation!

WAGO GmbH & Co. KG

Hansastr. 27

32423 Minden

Phone: +49571 887-0 | Fax: +49571 887-169

Email: info.de@wago.com | Web: www.wago.com

Do you have any questions about our products?

We are always happy to take your call at +49 (571) 887-44222.